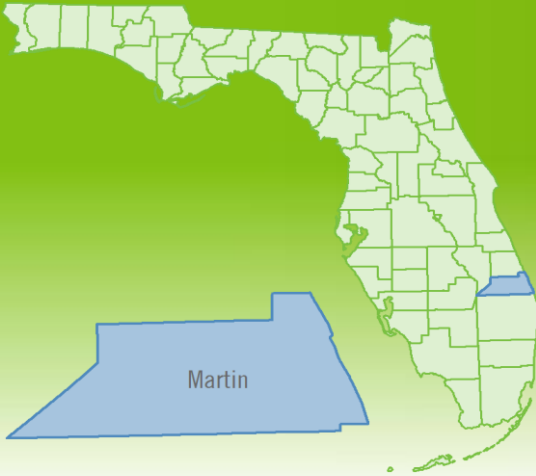


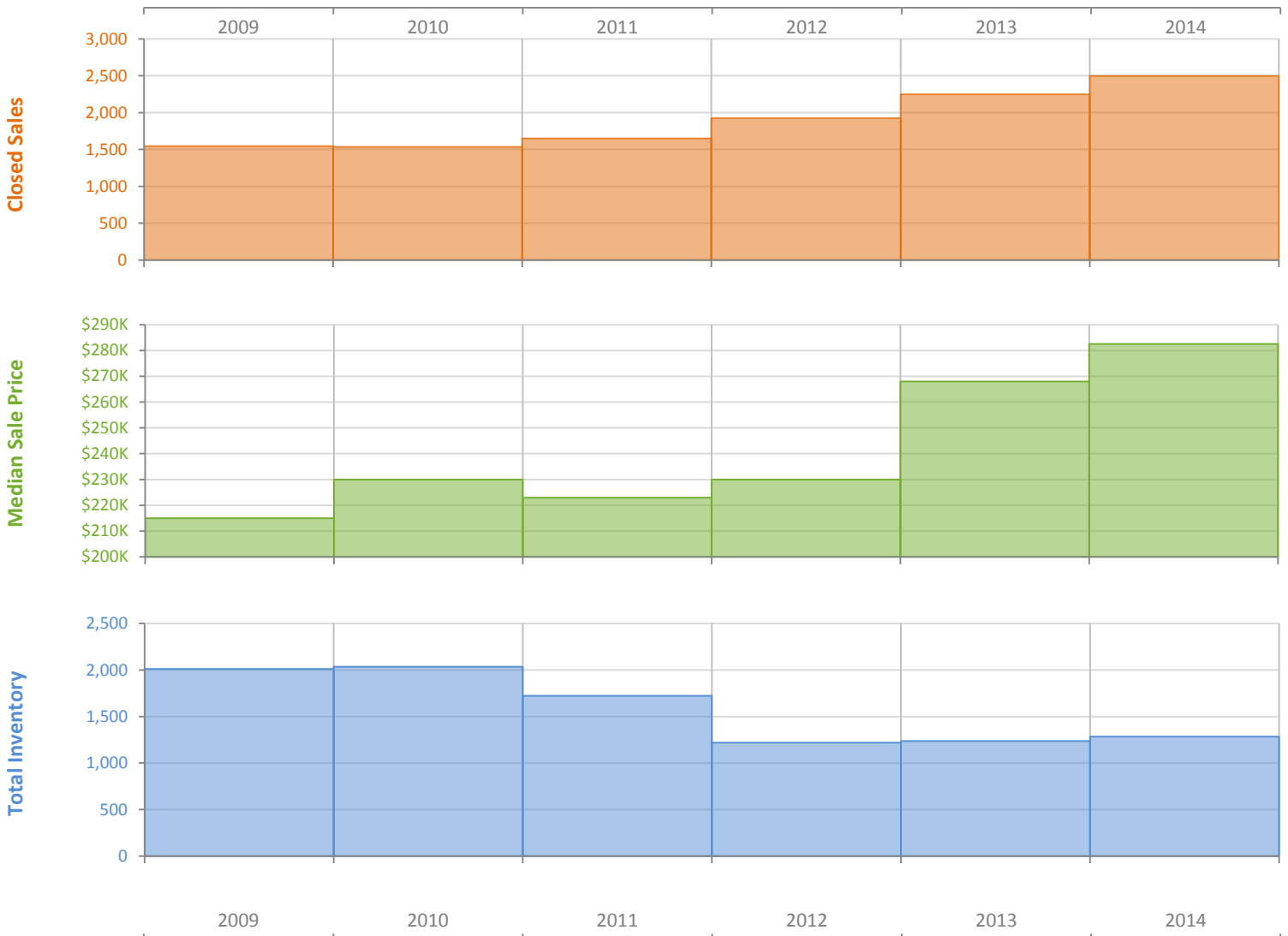
Yearly Market Summary - 2014

Single Family Homes

Martin County



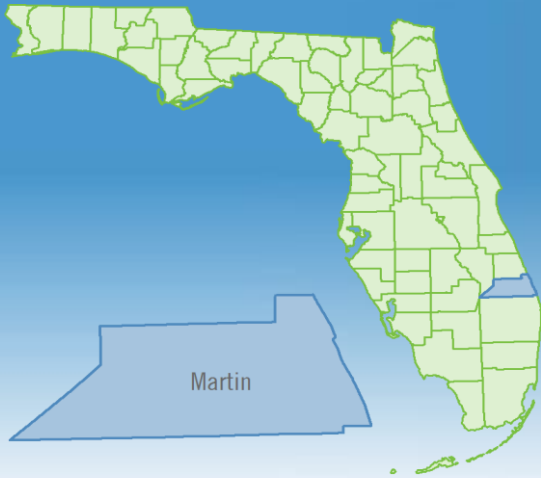
	2014	2013	Percent Change Year-over-Year
Closed Sales	2,497	2,249	11.0%
Cash Sales	1,058	951	11.3%
New Pending Sales	2,936	2,886	1.7%
New Listings	3,958	3,570	10.9%
Median Sale Price	\$282,500	\$268,000	5.4%
Average Sale Price	\$375,332	\$385,319	-2.6%
Median Days on Market	59	59	0.0%
Avg. Percent of Original List Price Received	92.3%	91.9%	0.4%
Inventory of Homes for Sale	1,285	1,236	4.0%
Months Supply of Inventory	6.2	6.6	-6.4%



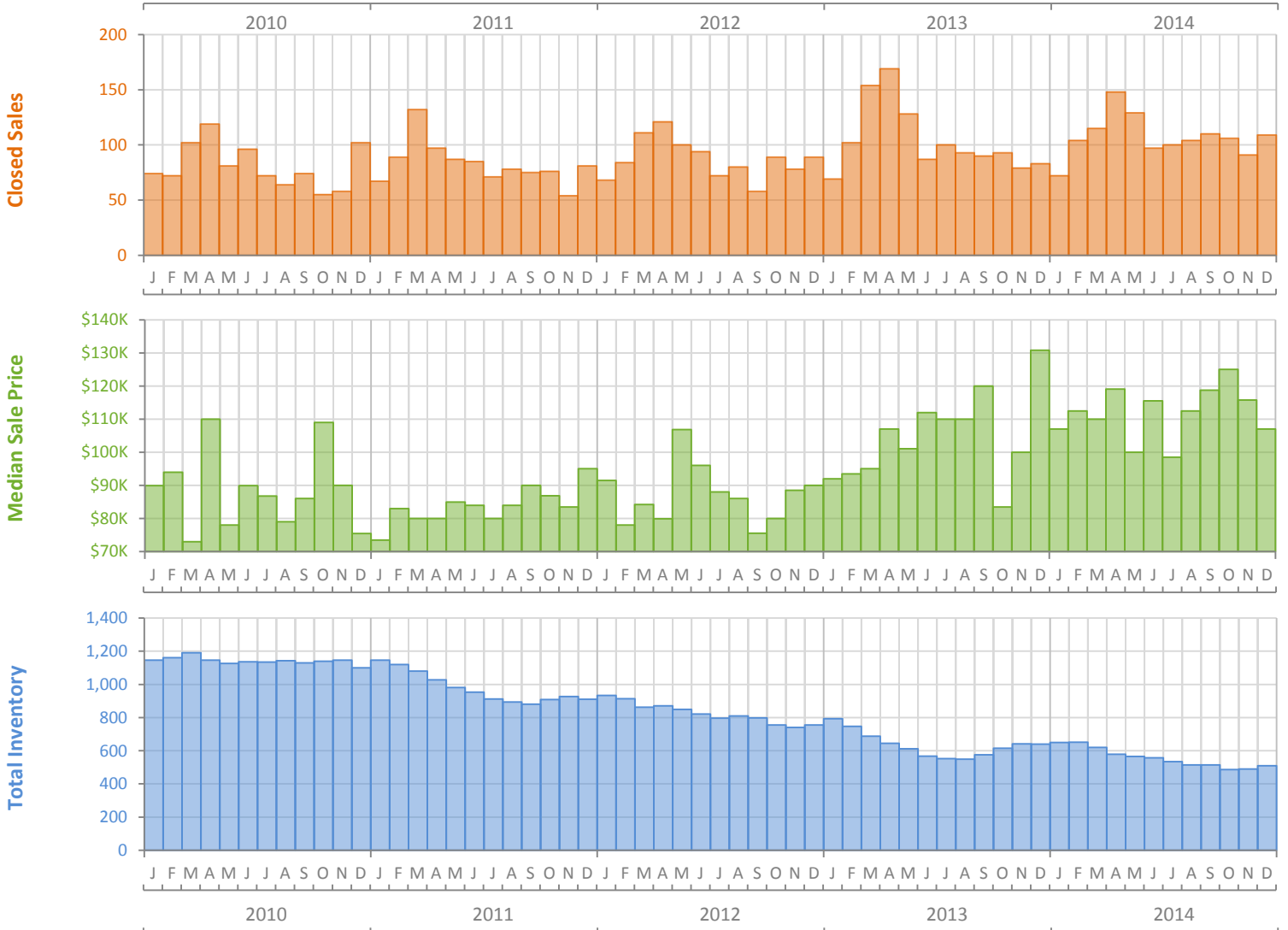
Monthly Market Summary - December 2014

Townhouses and Condos

Martin County



	December 2014	December 2013	Percent Change Year-over-Year
Closed Sales	109	83	31.3%
Cash Sales	75	67	11.9%
New Pending Sales	92	83	10.8%
New Listings	130	139	-6.5%
Median Sale Price	\$107,000	\$130,825	-18.2%
Average Sale Price	\$134,910	\$156,093	-13.6%
Median Days on Market	45	56	-19.6%
Avg. Percent of Original List Price Received	94.0%	91.8%	2.4%
Pending Inventory	147	144	2.1%
Inventory (Active Listings)	509	640	-20.5%
Months Supply of Inventory	4.8	6.2	-22.8%



Produced by Florida REALTORS® with data provided by Florida's multiple listing services. Statistics for each month compiled from MLS feeds on the 15th day of the following month. Data released on Friday, January 23, 2015. Next data release is Monday, February 23, 2015.