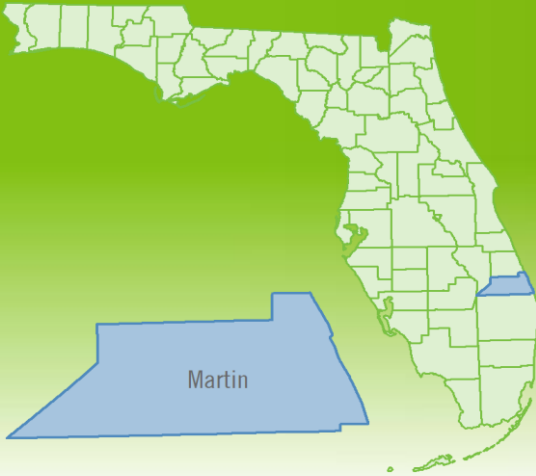


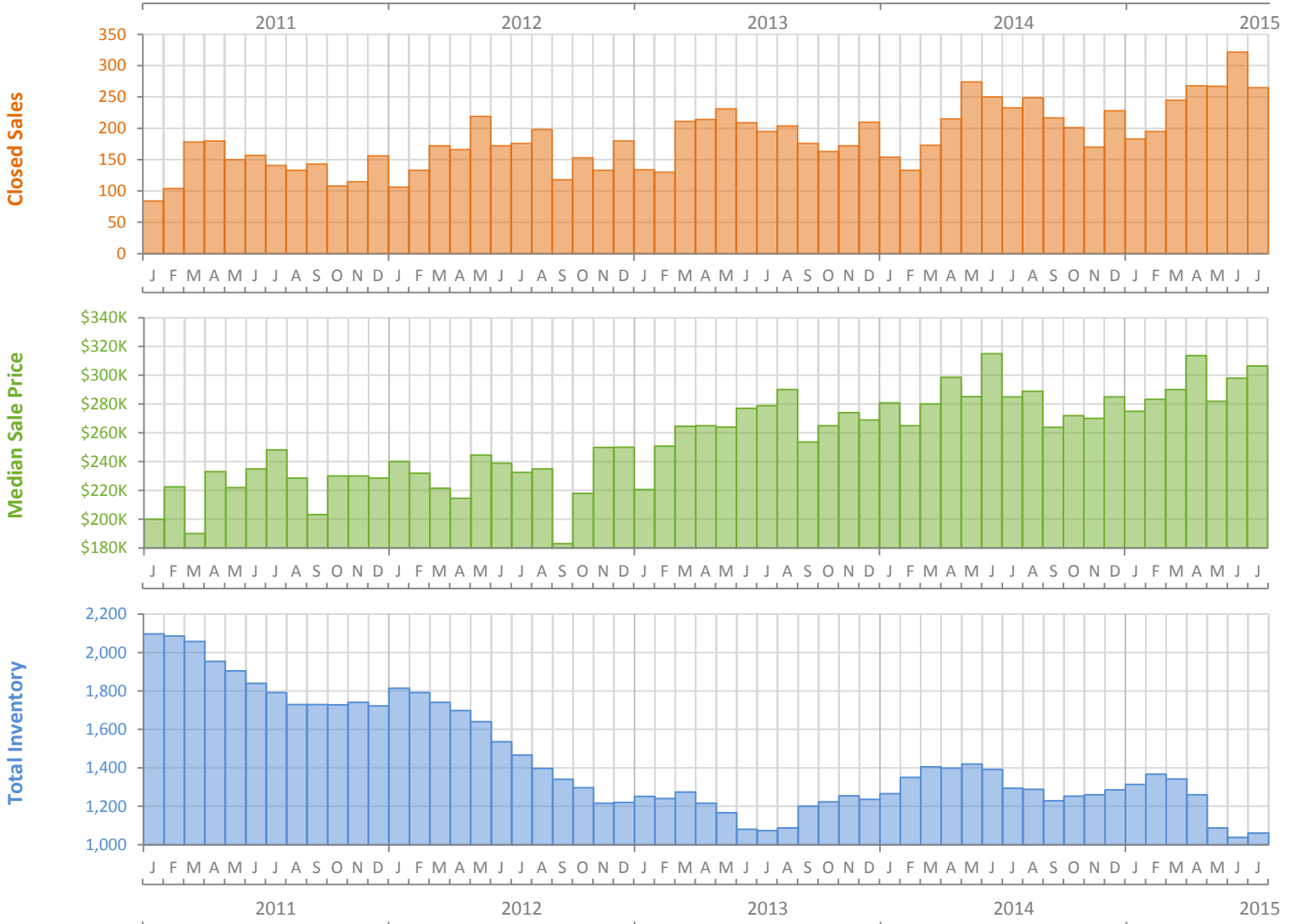
Monthly Market Summary - July 2015

Single Family Homes

Martin County



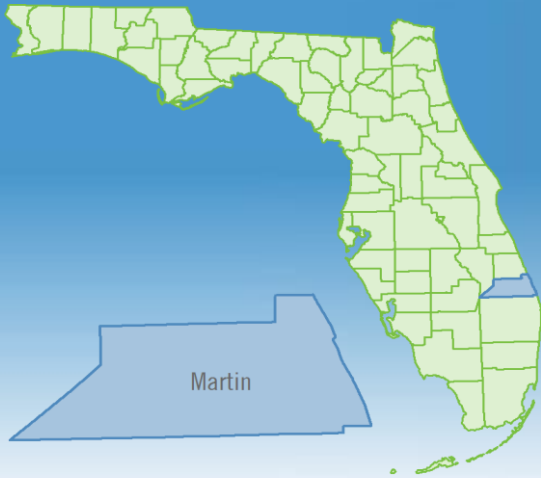
	July 2015	July 2014	Percent Change Year-over-Year
Closed Sales	265	233	13.7%
Cash Sales	118	89	32.6%
New Pending Sales	250	258	-3.1%
New Listings	334	305	9.5%
Median Sale Price	\$306,500	\$285,000	7.5%
Average Sale Price	\$415,653	\$371,991	11.7%
Median Days on Market	46	66	-30.3%
Avg. Percent of Original List Price Received	93.6%	92.2%	1.5%
Pending Inventory	423	391	8.2%
Inventory (Active Listings)	1,061	1,294	-18.0%
Months Supply of Inventory	4.5	6.6	-31.2%



Monthly Market Summary - July 2015

Townhouses and Condos

Martin County



	July 2015	July 2014	Percent Change Year-over-Year
Closed Sales	89	100	-11.0%
Cash Sales	56	69	-18.8%
New Pending Sales	108	120	-10.0%
New Listings	117	138	-15.2%
Median Sale Price	\$128,000	\$98,500	29.9%
Average Sale Price	\$151,581	\$113,531	33.5%
Median Days on Market	38	56	-32.1%
Avg. Percent of Original List Price Received	94.0%	90.4%	4.0%
Pending Inventory	156	162	-3.7%
Inventory (Active Listings)	374	534	-30.0%
Months Supply of Inventory	3.4	5.3	-36.9%

