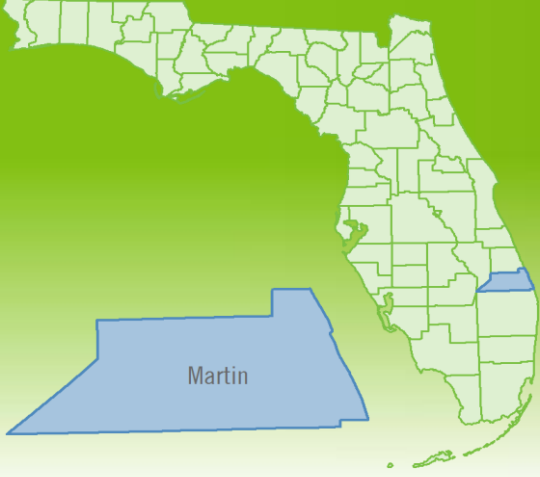


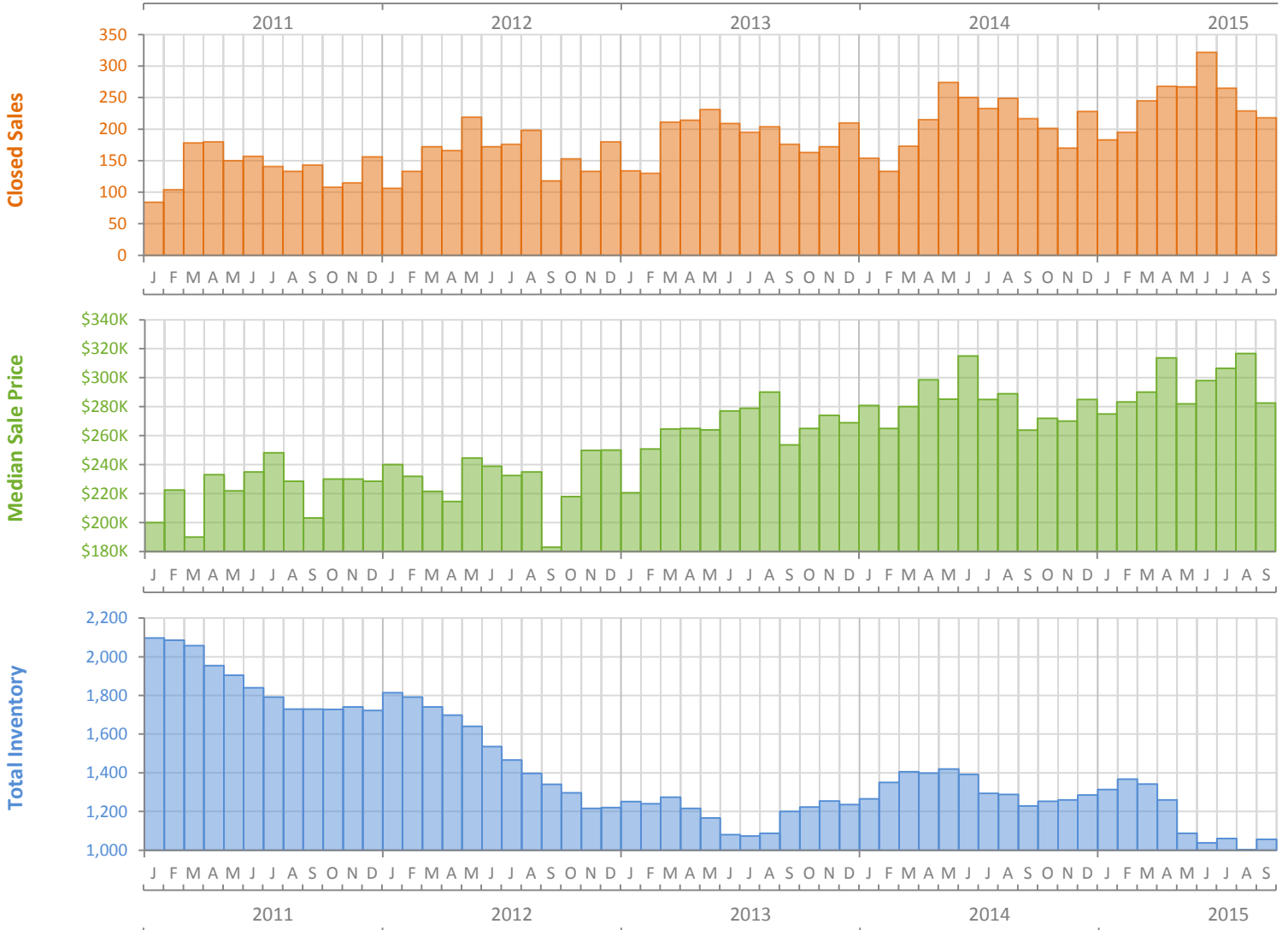
Monthly Market Summary - September 2015

Single Family Homes

Martin County



	September 2015	September 2014	Percent Change Year-over-Year
Closed Sales	218	217	0.5%
Cash Sales	77	85	-9.4%
New Pending Sales	211	226	-6.6%
New Listings	320	300	6.7%
Median Sale Price	\$282,500	\$263,875	7.1%
Average Sale Price	\$437,996	\$311,790	40.5%
Median Days on Market	37	65	-43.1%
Avg. Percent of Original List Price Received	94.0%	92.4%	1.7%
Pending Inventory	394	343	14.9%
Inventory (Active Listings)	1,057	1,229	-14.0%
Months Supply of Inventory	4.5	6.0	-24.7%

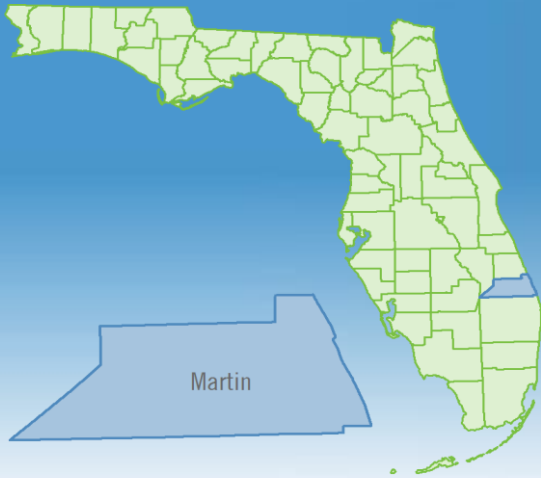


Produced by Florida REALTORS® with data provided by Florida's multiple listing services. Statistics for each month compiled from MLS feeds on the 15th day of the following month. Data released on Thursday, October 22, 2015. Next data release is Monday, November 23, 2015.

Monthly Market Summary - September 2015

Townhouses and Condos

Martin County



	September 2015	September 2014	Percent Change Year-over-Year
Closed Sales	95	110	-13.6%
Cash Sales	51	64	-20.3%
New Pending Sales	100	121	-17.4%
New Listings	121	141	-14.2%
Median Sale Price	\$135,000	\$118,750	13.7%
Average Sale Price	\$168,295	\$152,704	10.2%
Median Days on Market	49	44	11.4%
Avg. Percent of Original List Price Received	90.9%	93.5%	-2.8%
Pending Inventory	156	167	-6.6%
Inventory (Active Listings)	342	514	-33.5%
Months Supply of Inventory	3.1	5.0	-37.1%

