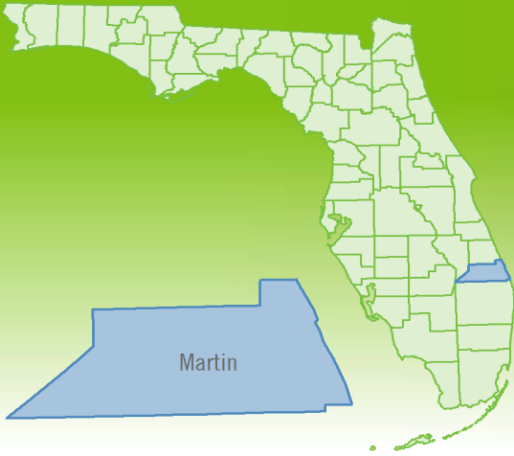


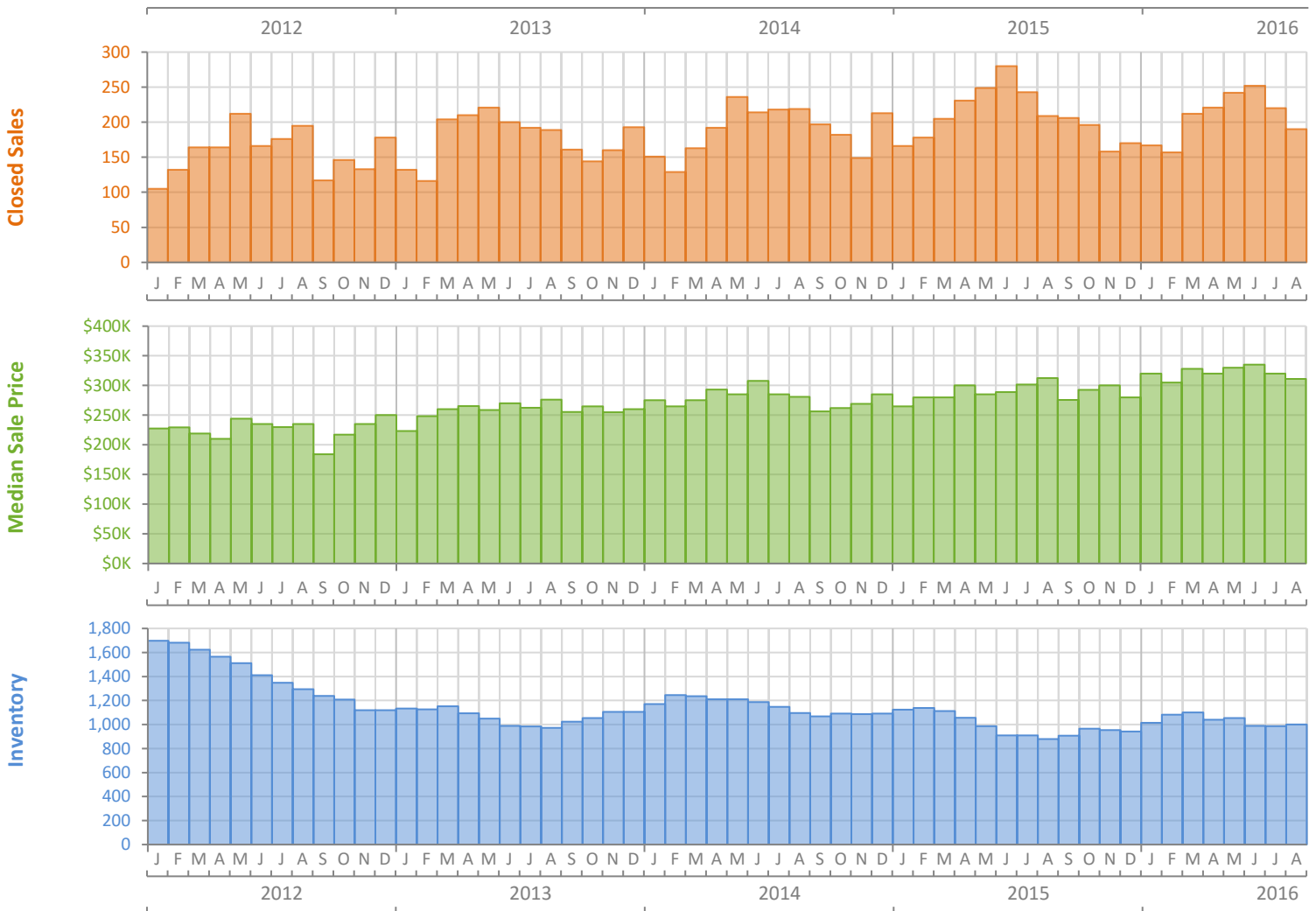
# Monthly Market Summary - August 2016

## Single Family Homes

### Martin County



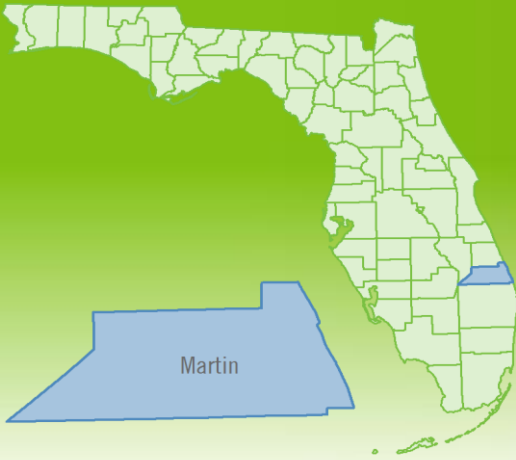
	August 2016	August 2015	Percent Change Year-over-Year
Closed Sales	190	209	-9.1%
Paid in Cash	56	59	-5.1%
Median Sale Price	\$311,000	\$312,500	-0.5%
Average Sale Price	\$378,802	\$370,716	2.2%
Dollar Volume	\$72.0 Million	\$77.5 Million	-7.1%
Med. Pct. of Orig. List Price Received	95.5%	95.2%	0.3%
Median Time to Contract	43 Days	39 Days	10.3%
Median Time to Sale	90 Days	84 Days	7.1%
New Pending Sales	213	231	-7.8%
New Listings	270	242	11.6%
Pending Inventory	329	399	-17.5%
Inventory (Active Listings)	999	879	13.7%
Months Supply of Inventory	5.0	4.2	19.0%



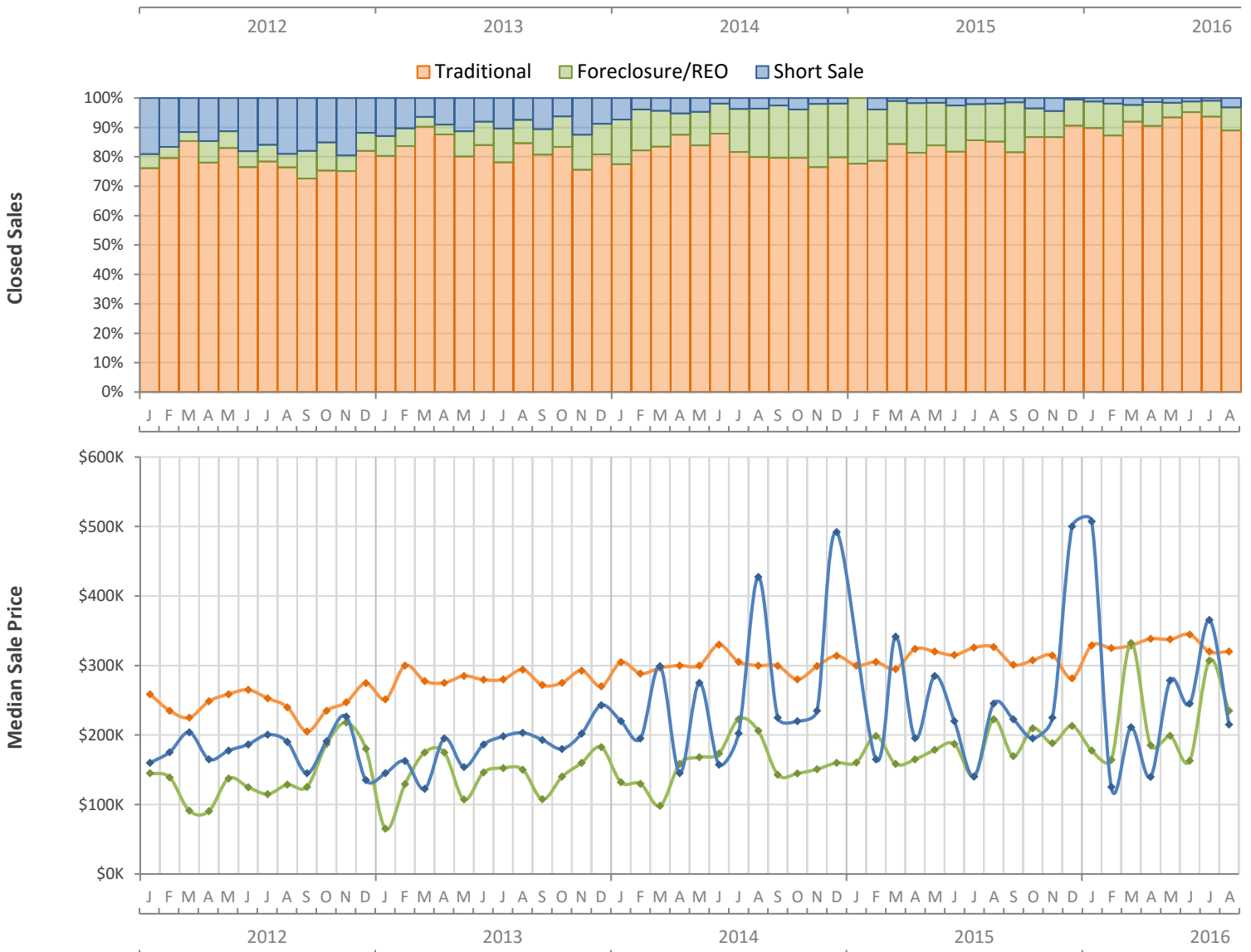
# Monthly Distressed Market - August 2016

## Single Family Homes

### Martin County



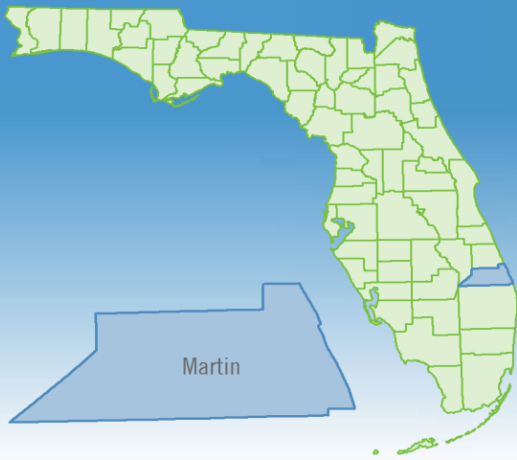
		August 2016	August 2015	Percent Change Year-over-Year
Traditional	Closed Sales	169	178	-5.1%
	Median Sale Price	\$320,000	\$326,500	-2.0%
Foreclosure/REO	Closed Sales	15	27	-44.4%
	Median Sale Price	\$235,000	\$222,500	5.6%
Short Sale	Closed Sales	6	4	50.0%
	Median Sale Price	\$214,950	\$245,000	-12.3%



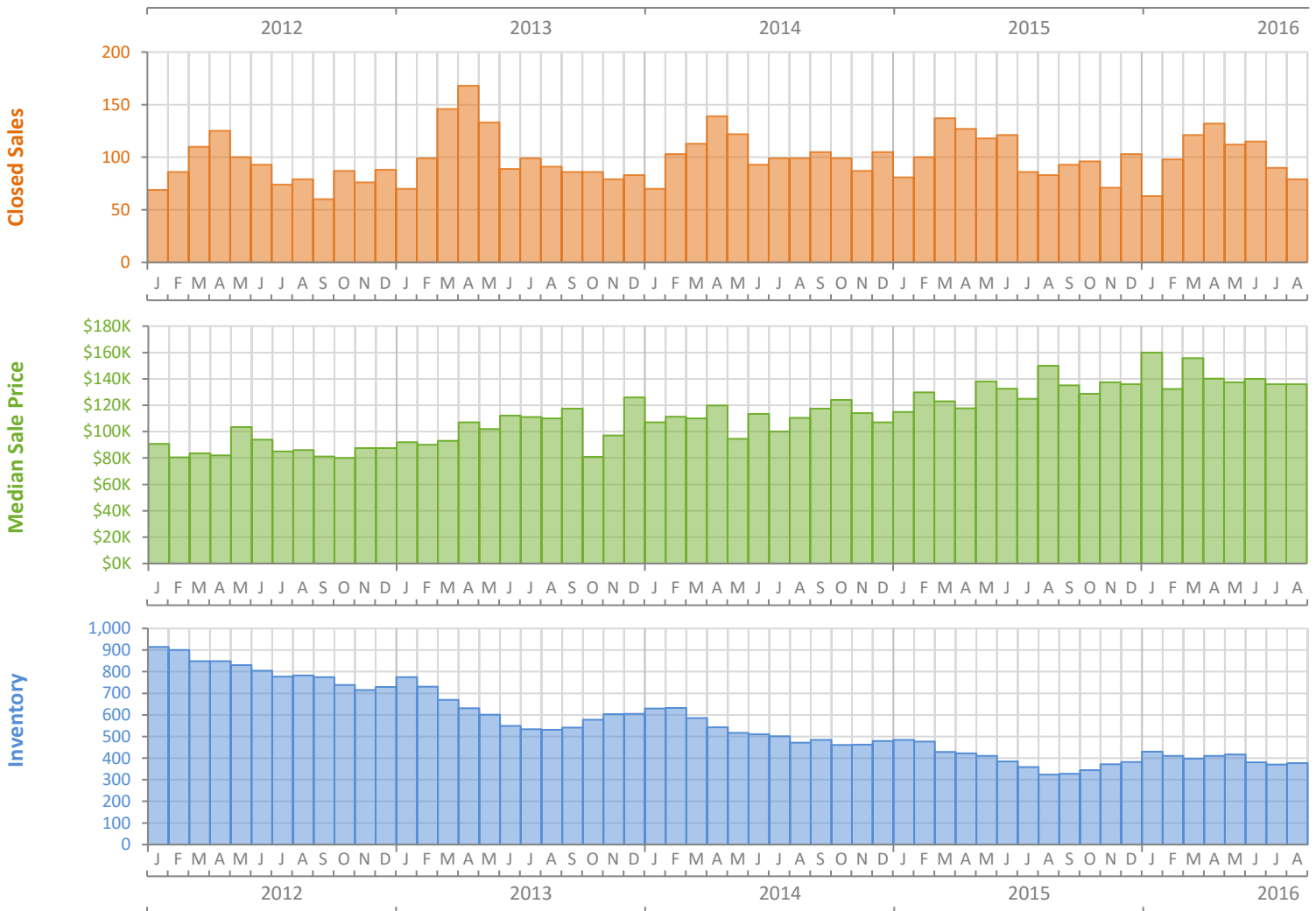
# Monthly Market Summary - August 2016

## Townhouses and Condos

### Martin County



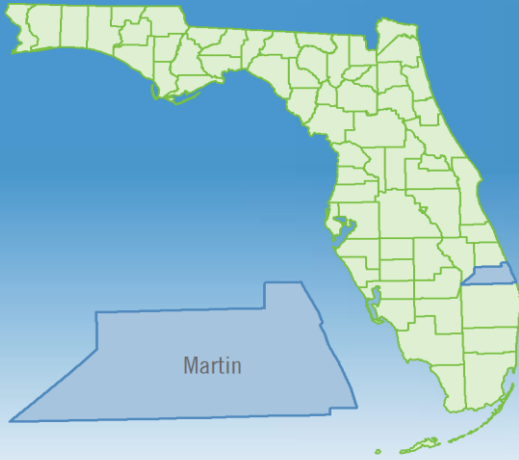
	August 2016	August 2015	Percent Change Year-over-Year
Closed Sales	79	83	-4.8%
Paid in Cash	42	47	-10.6%
Median Sale Price	\$136,000	\$149,900	-9.3%
Average Sale Price	\$152,181	\$165,818	-8.2%
Dollar Volume	\$12.0 Million	\$13.8 Million	-12.6%
Med. Pct. of Orig. List Price Received	94.9%	93.7%	1.3%
Median Time to Contract	52 Days	42 Days	23.8%
Median Time to Sale	80 Days	99 Days	-19.2%
New Pending Sales	94	103	-8.7%
New Listings	117	89	31.5%
Pending Inventory	139	167	-16.8%
Inventory (Active Listings)	377	323	16.7%
Months Supply of Inventory	3.9	3.1	25.8%



# Monthly Distressed Market - August 2016

## Townhouses and Condos

### Martin County



		August 2016	August 2015	Percent Change Year-over-Year
Traditional	Closed Sales	73	74	-1.4%
	Median Sale Price	\$136,900	\$144,950	-5.6%
Foreclosure/REO	Closed Sales	6	8	-25.0%
	Median Sale Price	\$117,263	\$144,150	-18.7%
Short Sale	Closed Sales	0	1	-100.0%
	Median Sale Price	(No Sales)	\$163,000	N/A

