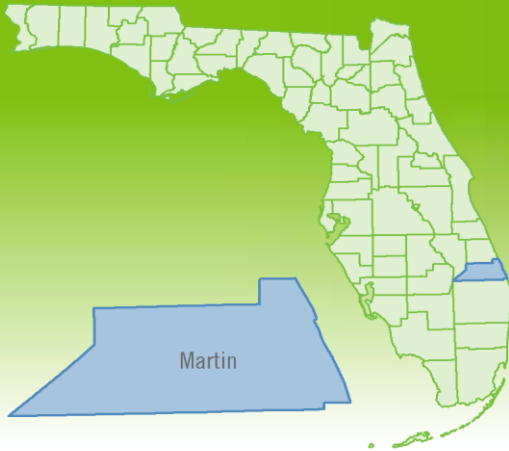


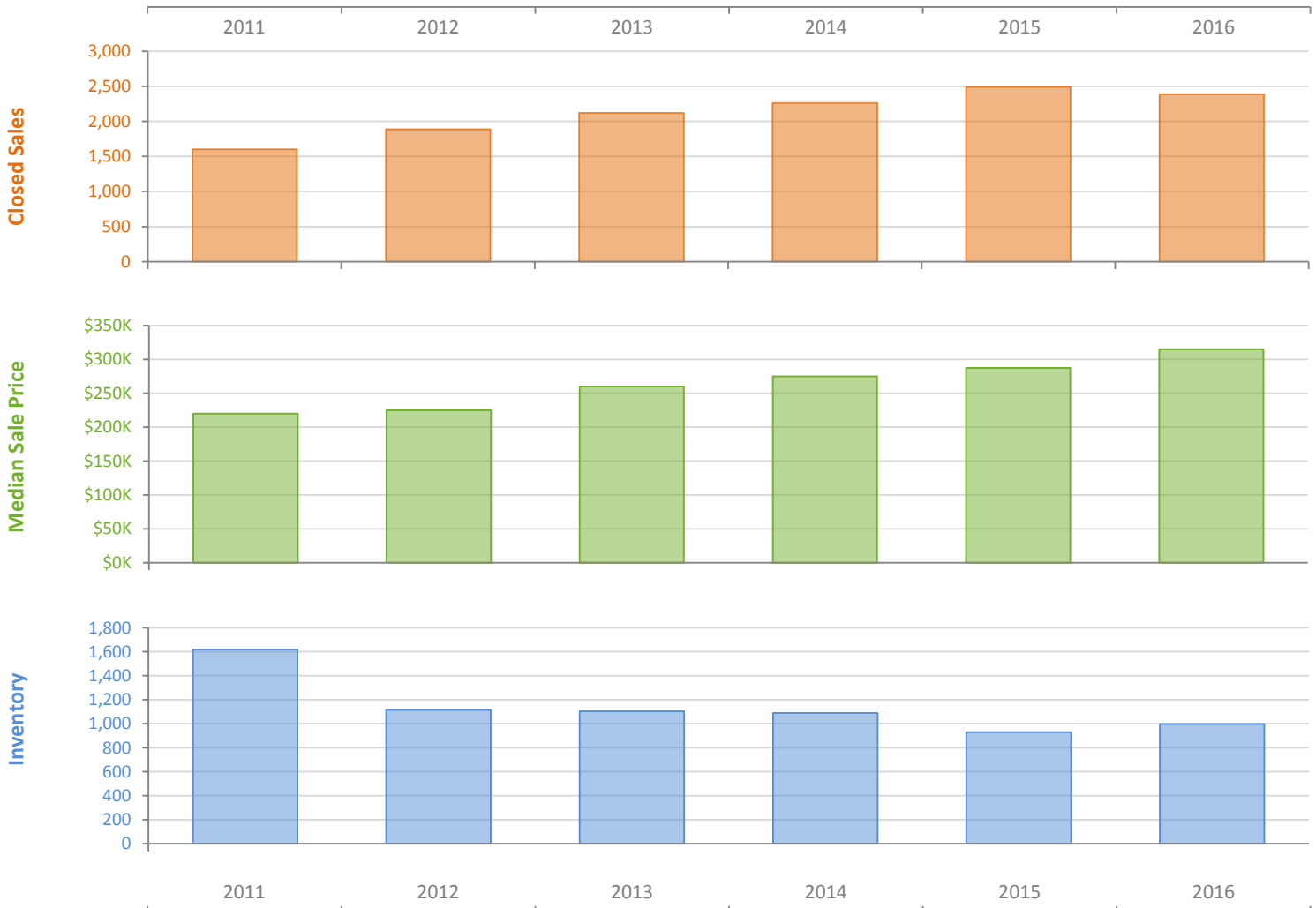
Yearly Market Summary - 2016

Single Family Homes

Martin County



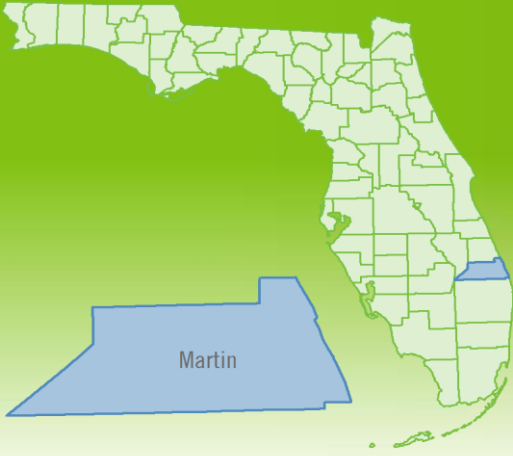
	2016	2015	Percent Change Year over-Year
Closed Sales	2,388	2,491	-4.1%
Paid in Cash	851	986	-13.7%
Median Sale Price	\$315,000	\$287,500	9.6%
Average Sale Price	\$432,480	\$414,604	4.3%
Dollar Volume	\$1.0 Billion	\$1.0 Billion	0.0%
Med. Pct. of Orig. List Price Received	94.9%	94.6%	0.3%
Median Time to Contract	47 Days	52 Days	-9.6%
Median Time to Sale	97 Days	98 Days	-1.0%
New Pending Sales	2,632	2,863	-8.1%
New Listings	3,164	3,044	3.9%
Pending Inventory	226	322	-29.8%
Inventory (Active Listings)	998	929	7.4%
Months Supply of Inventory	5.0	4.5	11.1%



Yearly Distressed Market - 2016

Single Family Homes

Martin County



		2016	2015	Percent Change Year over-Year
Traditional	Closed Sales	2,202	2,083	5.7%
	Median Sale Price	\$320,000	\$310,000	3.2%
Foreclosure/REO	Closed Sales	151	357	-57.7%
	Median Sale Price	\$192,500	\$175,060	10.0%
Short Sale	Closed Sales	35	51	-31.4%
	Median Sale Price	\$232,500	\$220,000	5.7%

