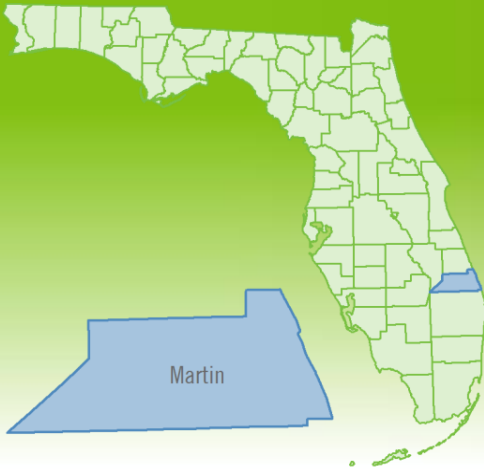


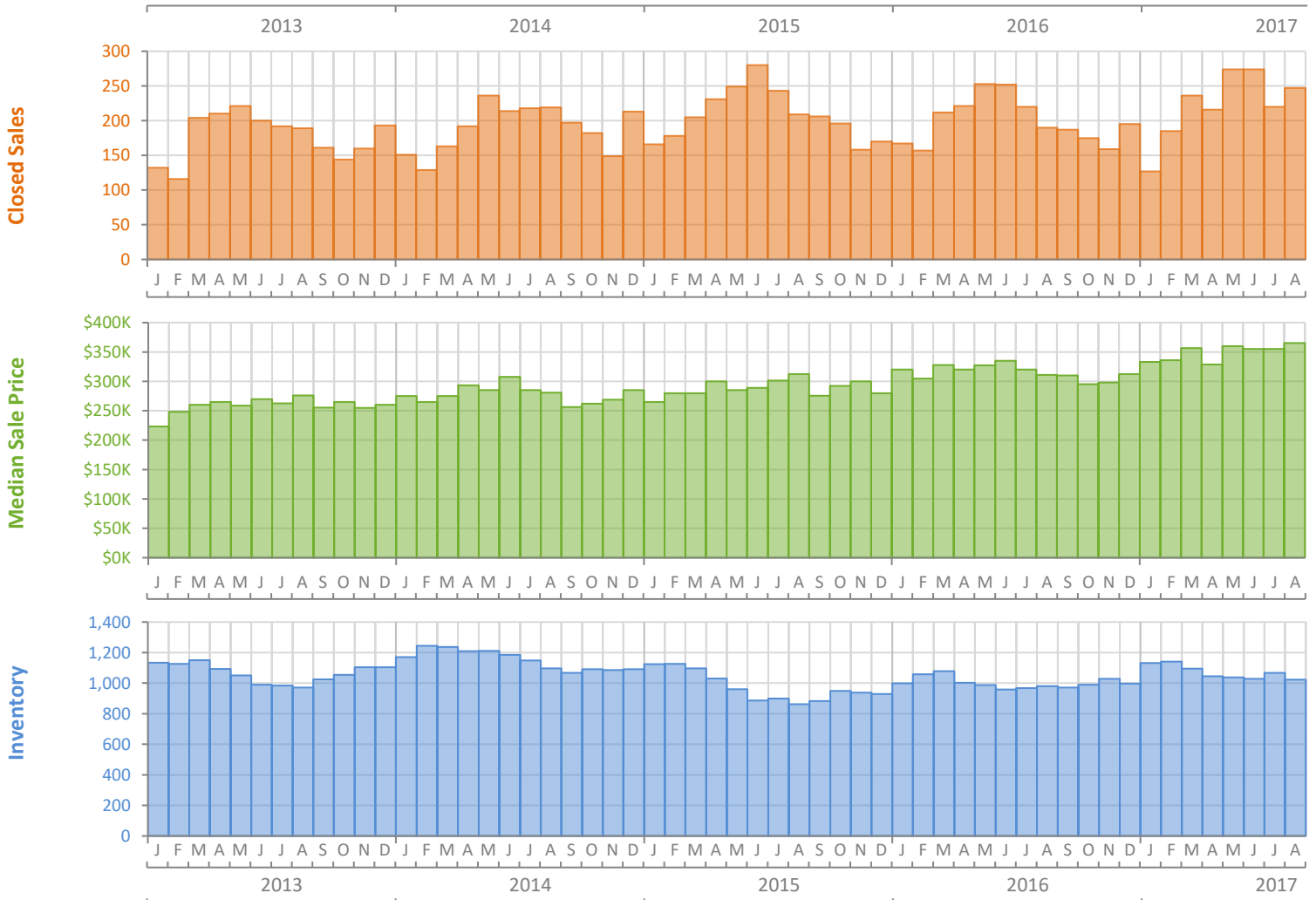
# Monthly Market Summary - August 2017

## Single Family Homes

### Martin County



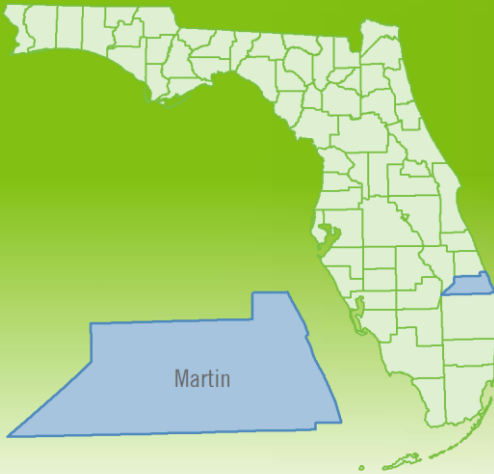
	August 2017	August 2016	Percent Change Year-over-Year
Closed Sales	247	190	30.0%
Paid in Cash	76	56	35.7%
Median Sale Price	\$365,000	\$311,000	17.4%
Average Sale Price	\$467,056	\$378,802	23.3%
Dollar Volume	\$115.4 Million	\$72.0 Million	60.3%
Med. Pct. of Orig. List Price Received	95.5%	95.5%	0.0%
Median Time to Contract	36 Days	43 Days	-16.3%
Median Time to Sale	82 Days	90 Days	-8.9%
New Pending Sales	194	227	-14.5%
New Listings	286	270	5.9%
Pending Inventory	305	346	-11.8%
Inventory (Active Listings)	1,023	981	4.3%
Months Supply of Inventory	4.9	4.9	0.0%



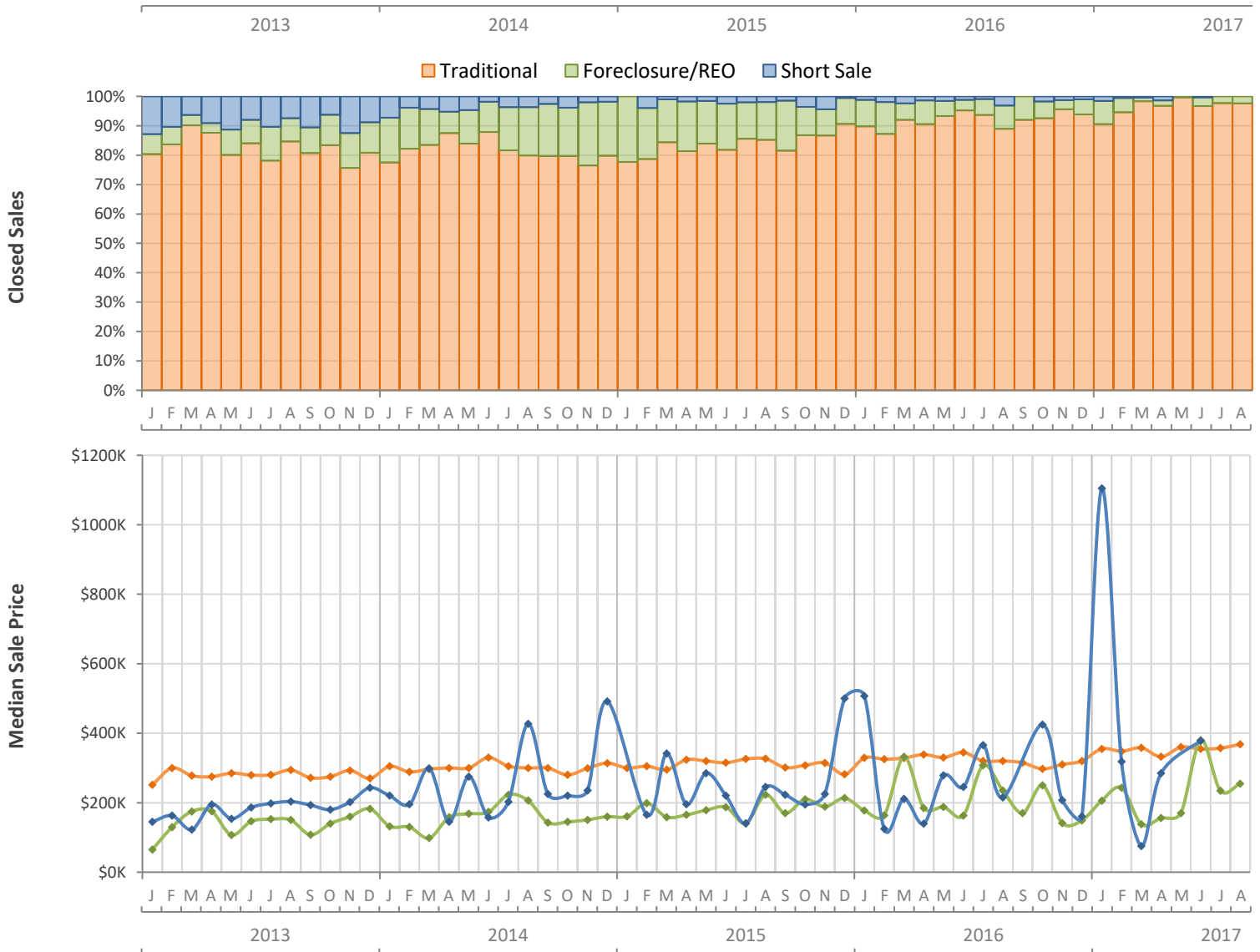
# Monthly Distressed Market - August 2017

## Single Family Homes

### Martin County



		August 2017	August 2016	Percent Change Year-over-Year
Traditional	Closed Sales	241	169	42.6%
	Median Sale Price	\$368,000	\$320,000	15.0%
Foreclosure/REO	Closed Sales	6	15	-60.0%
	Median Sale Price	\$254,500	\$235,000	8.3%
Short Sale	Closed Sales	0	6	-100.0%
	Median Sale Price	(No Sales)	\$214,950	N/A



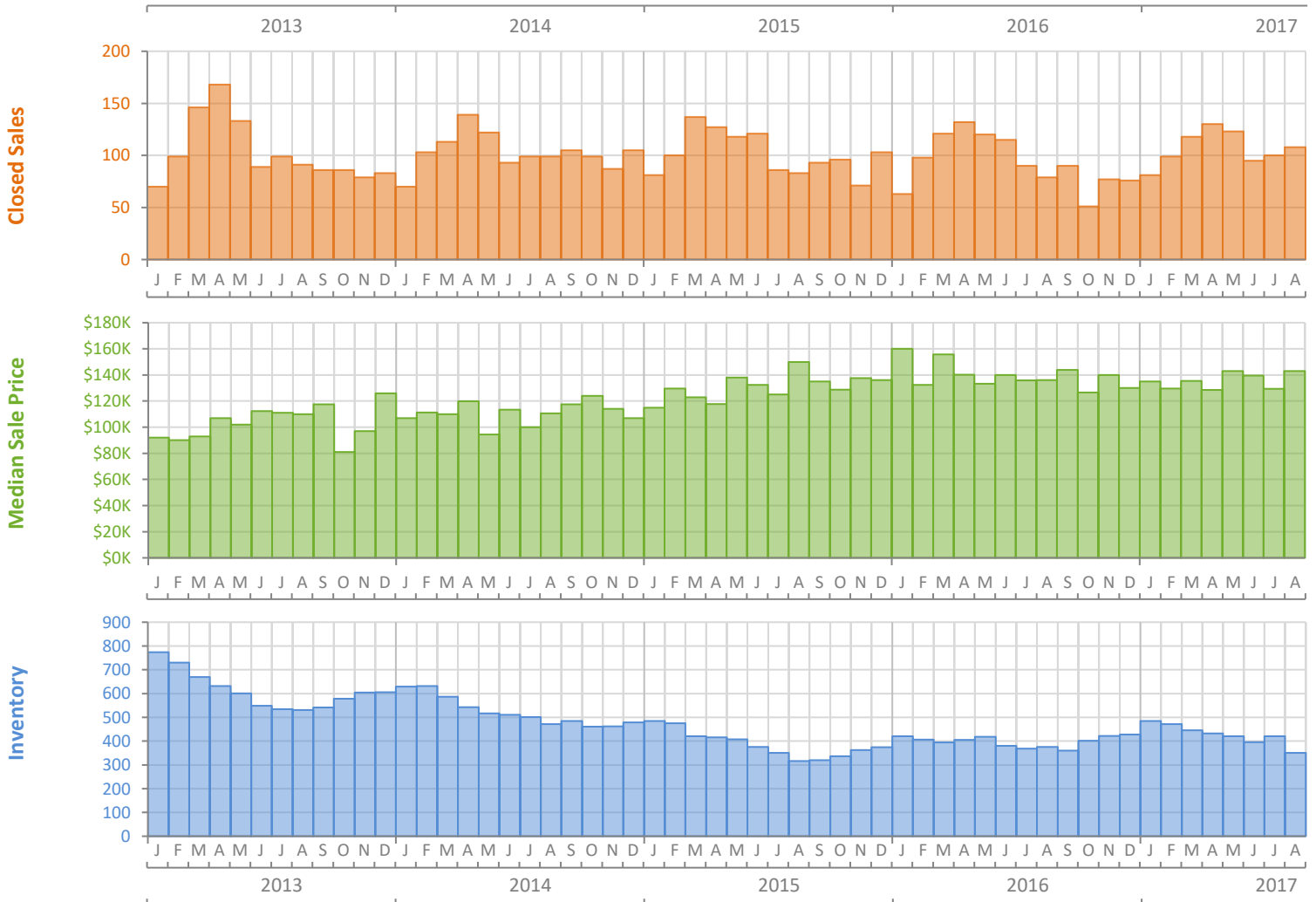
# Monthly Market Summary - August 2017

## Townhouses and Condos

### Martin County



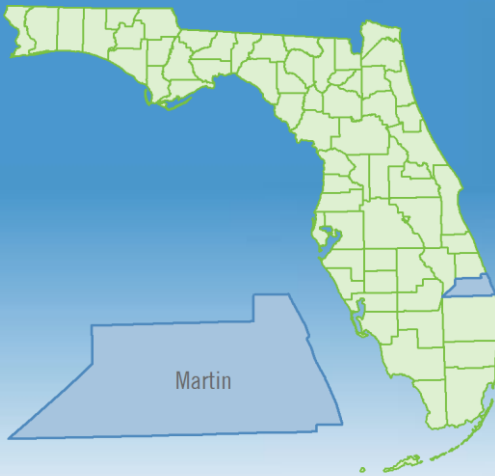
	August 2017	August 2016	Percent Change Year-over-Year
Closed Sales	108	79	36.7%
Paid in Cash	66	42	57.1%
Median Sale Price	\$143,000	\$136,000	5.1%
Average Sale Price	\$168,378	\$152,181	10.6%
Dollar Volume	\$18.2 Million	\$12.0 Million	51.3%
Med. Pct. of Orig. List Price Received	94.6%	94.9%	-0.3%
Median Time to Contract	38 Days	52 Days	-26.9%
Median Time to Sale	80 Days	80 Days	0.0%
New Pending Sales	116	95	22.1%
New Listings	103	117	-12.0%
Pending Inventory	150	141	6.4%
Inventory (Active Listings)	351	375	-6.4%
Months Supply of Inventory	3.7	3.8	-2.6%



# Monthly Distressed Market - August 2017

## Townhouses and Condos

### Martin County



		August 2017	August 2016	Percent Change Year-over-Year
Traditional	Closed Sales	107	73	46.6%
	Median Sale Price	\$143,000	\$136,900	4.5%
Foreclosure/REO	Closed Sales	1	6	-83.3%
	Median Sale Price	\$65,500	\$117,263	-44.1%
Short Sale	Closed Sales	0	0	N/A
	Median Sale Price	(No Sales)	(No Sales)	N/A

