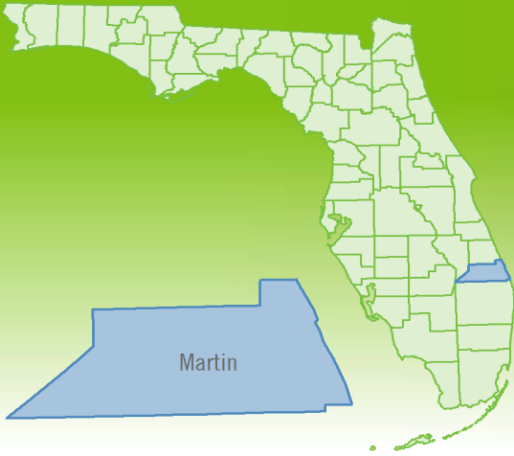


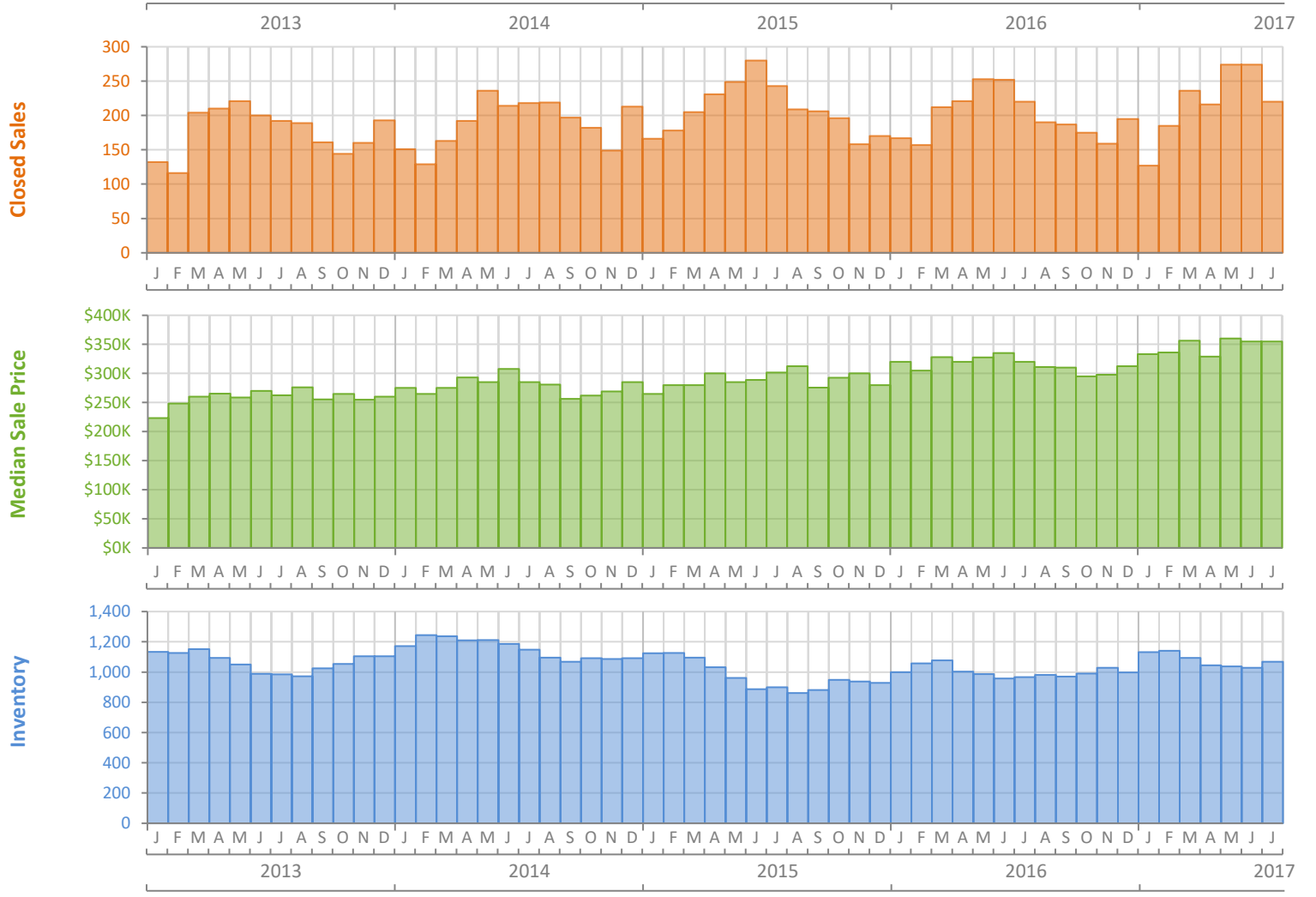
# Monthly Market Summary - July 2017

## Single Family Homes

### Martin County



	July 2017	July 2016	Percent Change Year-over-Year
Closed Sales	220	220	0.0%
Paid in Cash	70	74	-5.4%
Median Sale Price	\$355,000	\$320,000	10.9%
Average Sale Price	\$492,218	\$459,195	7.2%
Dollar Volume	\$108.3 Million	\$101.0 Million	7.2%
Med. Pct. of Orig. List Price Received	94.2%	94.4%	-0.2%
Median Time to Contract	48 Days	65 Days	-26.2%
Median Time to Sale	98 Days	110 Days	-10.9%
New Pending Sales	230	188	22.3%
New Listings	283	234	20.9%
Pending Inventory	400	339	18.0%
Inventory (Active Listings)	1,068	967	10.4%
Months Supply of Inventory	5.3	4.8	10.4%

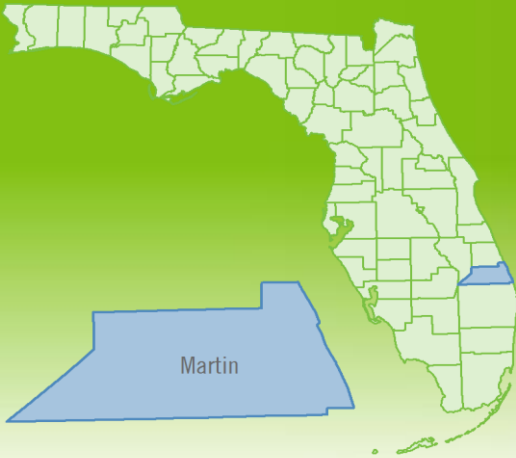


Produced by Florida REALTORS® with data provided by Florida's multiple listing services. Statistics for each month compiled from MLS feeds on the 15th day of the following month. Data released on Thursday, August 24, 2017. Historical data revised on Monday, January 16, 2017. Next data release is Wednesday, September 20, 2017.

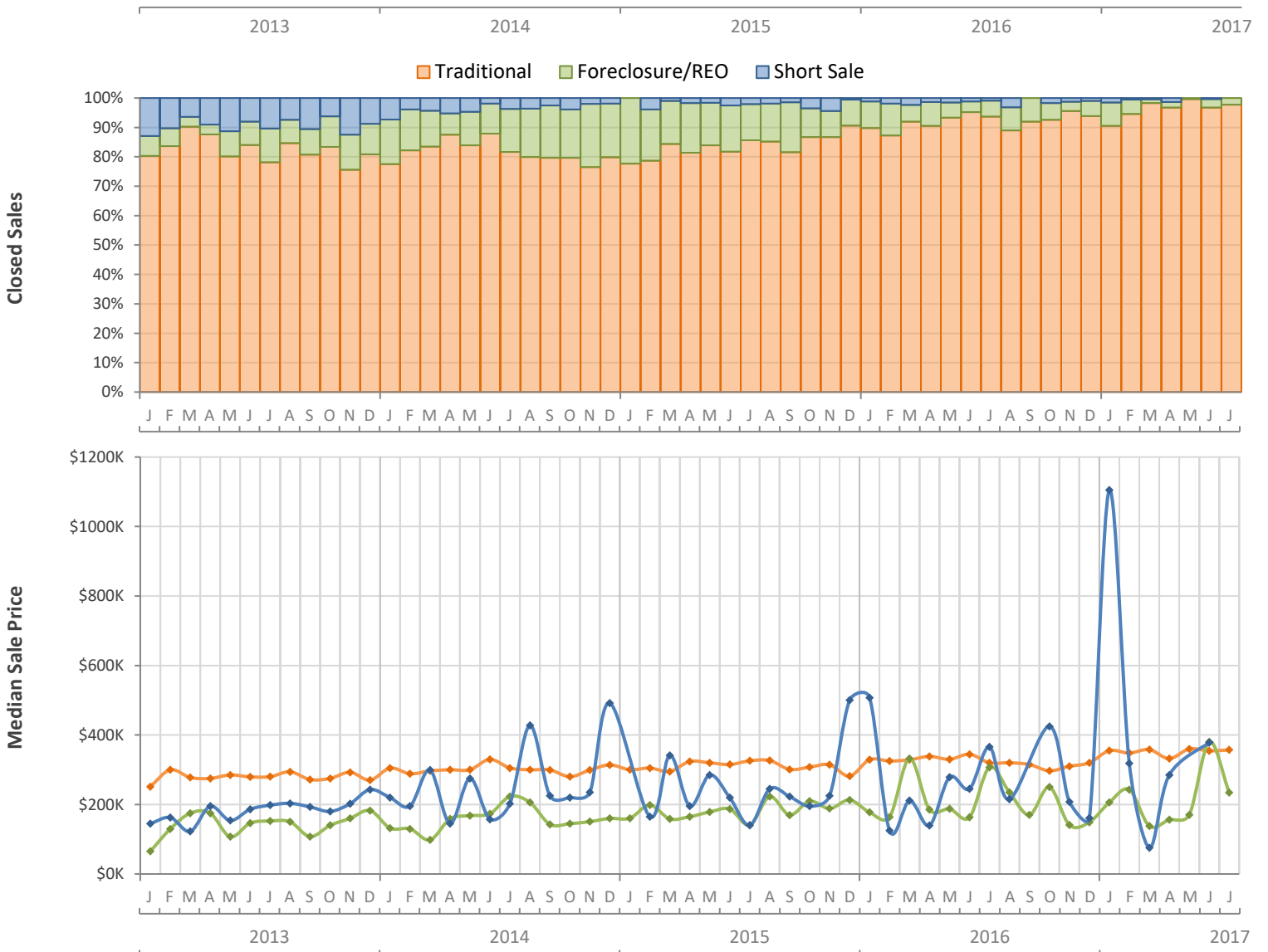
# Monthly Distressed Market - July 2017

## Single Family Homes

### Martin County



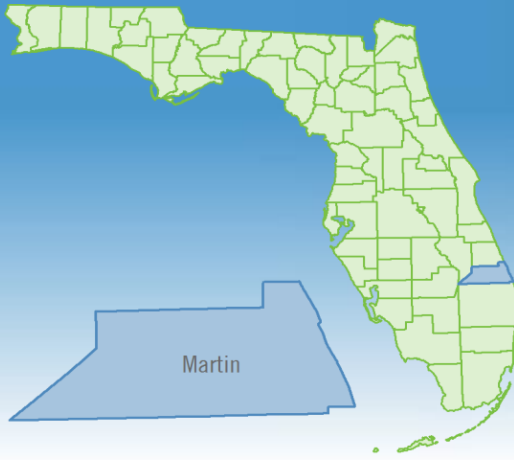
		July 2017	July 2016	Percent Change Year-over-Year
Traditional	Closed Sales	215	206	4.4%
	Median Sale Price	\$357,000	\$320,000	11.6%
Foreclosure/REO	Closed Sales	5	12	-58.3%
	Median Sale Price	\$234,379	\$307,250	-23.7%
Short Sale	Closed Sales	0	2	-100.0%
	Median Sale Price	(No Sales)	\$365,500	N/A



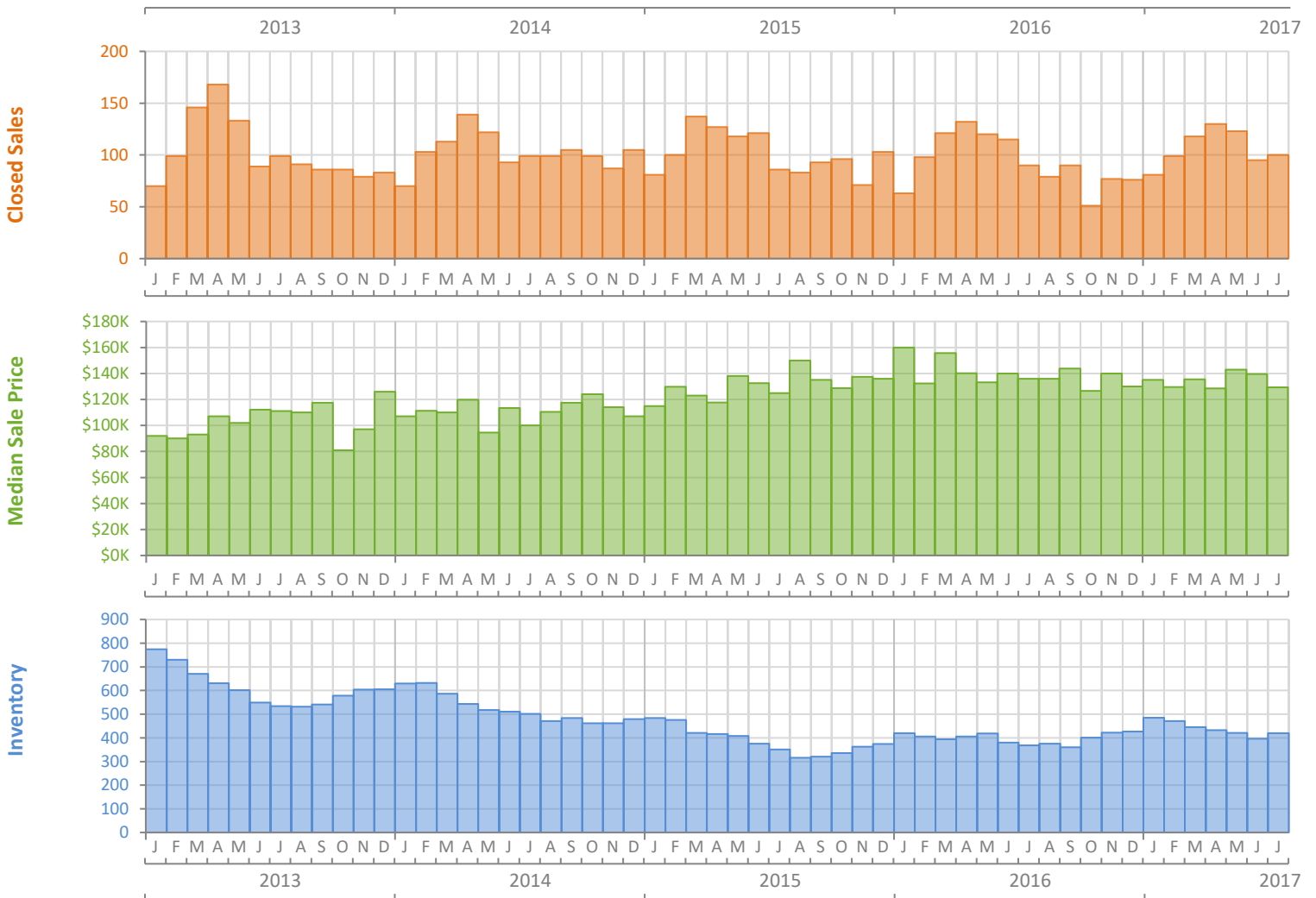
# Monthly Market Summary - July 2017

## Townhouses and Condos

### Martin County



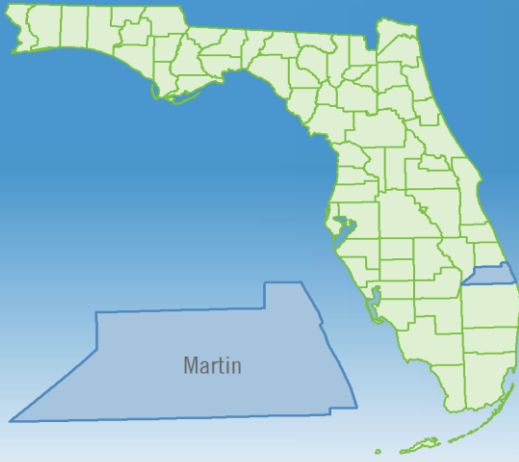
	July 2017	July 2016	Percent Change Year-over-Year
Closed Sales	100	90	11.1%
Paid in Cash	64	50	28.0%
Median Sale Price	\$129,367	\$135,950	-4.8%
Average Sale Price	\$161,574	\$154,095	4.9%
Dollar Volume	\$16.2 Million	\$13.9 Million	16.5%
Med. Pct. of Orig. List Price Received	93.2%	94.3%	-1.2%
Median Time to Contract	44 Days	36 Days	22.2%
Median Time to Sale	85 Days	83 Days	2.4%
New Pending Sales	103	90	14.4%
New Listings	128	115	11.3%
Pending Inventory	156	129	20.9%
Inventory (Active Listings)	420	368	14.1%
Months Supply of Inventory	4.5	3.7	21.6%



# Monthly Distressed Market - July 2017

## Townhouses and Condos

### Martin County



		July 2017	July 2016	Percent Change Year-over-Year
Traditional	Closed Sales	97	85	14.1%
	Median Sale Price	\$130,000	\$137,000	-5.1%
Foreclosure/REO	Closed Sales	1	5	-80.0%
	Median Sale Price	\$78,000	\$116,000	-32.8%
Short Sale	Closed Sales	2	0	N/A
	Median Sale Price	\$125,250	(No Sales)	N/A

