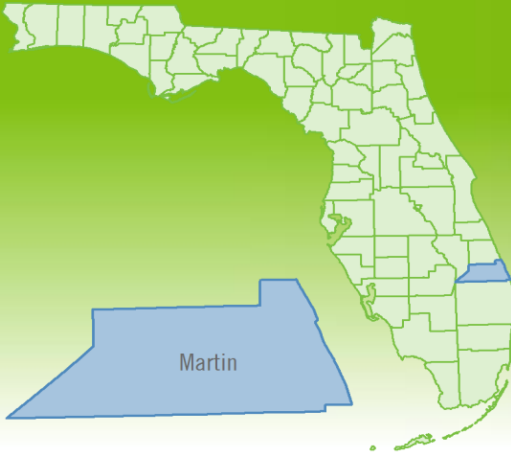


# Quarterly Market Summary - Q1 2017

## Single Family Homes

### Martin County



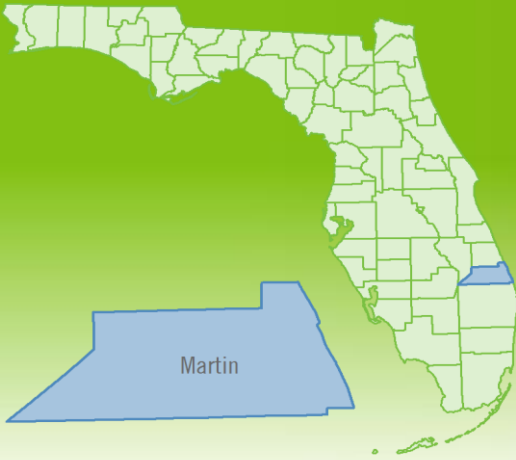
	Q1 2017	Q1 2016	Percent Change Year-over-Year
Closed Sales	548	536	2.2%
Paid in Cash	243	219	11.0%
Median Sale Price	\$345,000	\$320,000	7.8%
Average Sale Price	\$488,745	\$437,135	11.8%
Dollar Volume	\$267.8 Million	\$234.3 Million	14.3%
Med. Pct. of Orig. List Price Received	94.6%	94.7%	-0.1%
Median Time to Contract	57 Days	50 Days	14.0%
Median Time to Sale	95 Days	100 Days	-5.0%
New Pending Sales	753	748	0.7%
New Listings	994	953	4.3%
Pending Inventory	406	455	-10.8%
Inventory (Active Listings)	1,094	1,078	1.5%
Months Supply of Inventory	5.5	5.2	5.8%



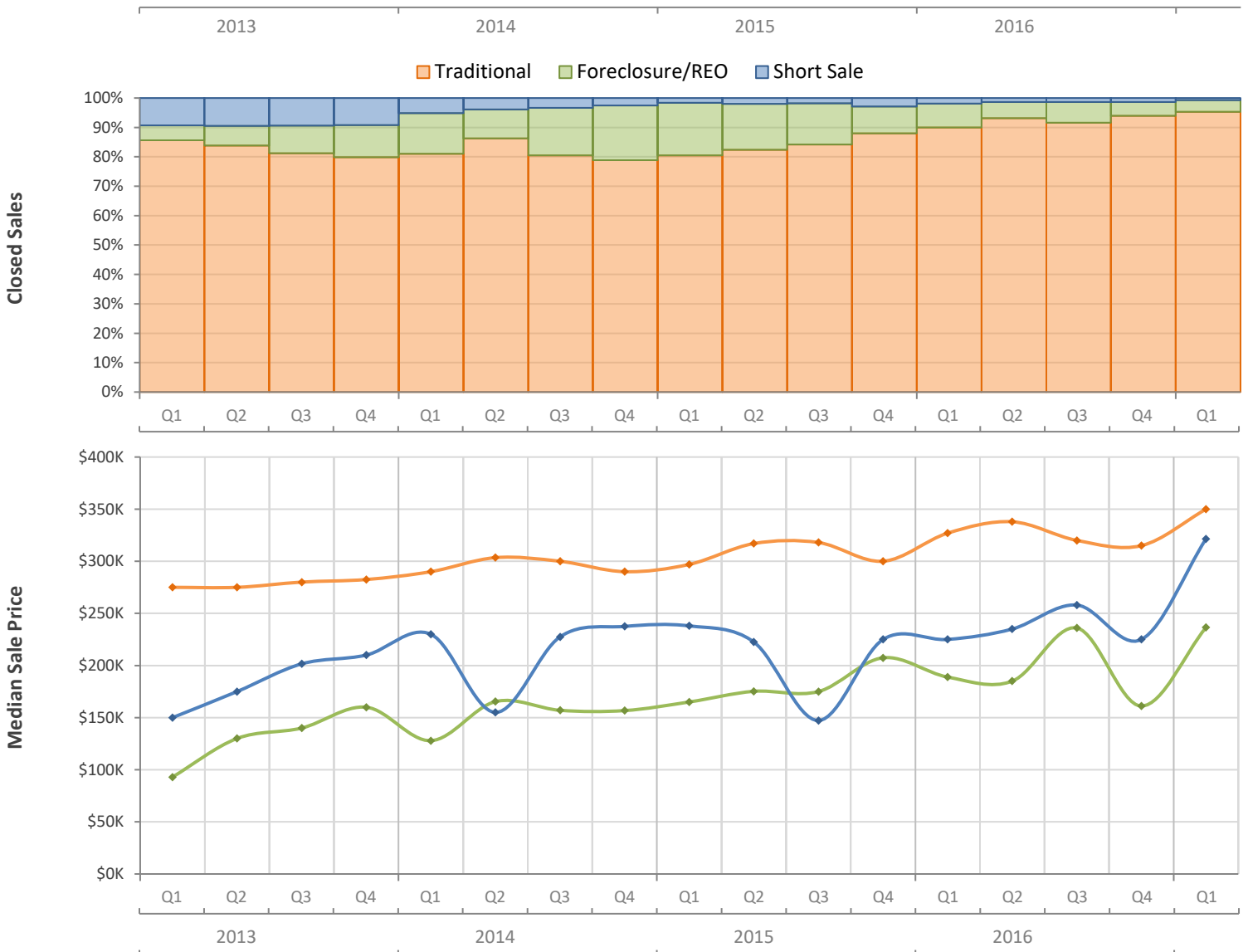
# Quarterly Distressed Market - Q1 2017

## Single Family Homes

### Martin County



		Q1 2017	Q1 2016	Percent Change Year-over-Year
Traditional	Closed Sales	522	482	8.3%
	Median Sale Price	\$350,000	\$326,975	7.0%
Foreclosure/REO	Closed Sales	22	44	-50.0%
	Median Sale Price	\$236,500	\$188,902	25.2%
Short Sale	Closed Sales	4	10	-60.0%
	Median Sale Price	\$321,500	\$225,000	42.9%



Produced by Florida REALTORS® with data provided by Florida's multiple listing services. Statistics for each month compiled from MLS feeds on the 15th day of the following month. Data released on Monday, May 15, 2017. Historical data revised on Monday, January 16, 2017. Next quarterly data release is Wednesday, August 9, 2017.

# Quarterly Market Summary - Q1 2017

## Townhouses and Condos

### Martin County



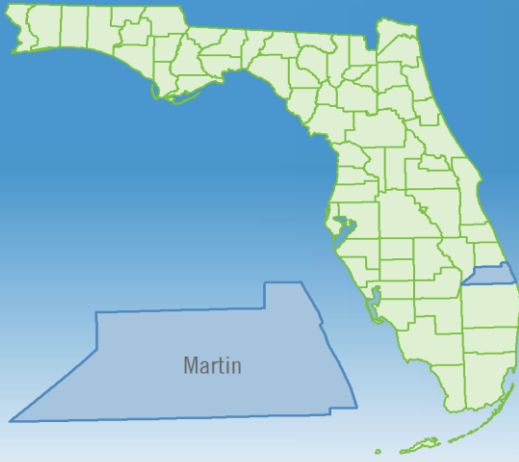
	Q1 2017	Q1 2016	Percent Change Year-over-Year
Closed Sales	298	282	5.7%
Paid in Cash	206	171	20.5%
Median Sale Price	\$134,000	\$142,170	-5.7%
Average Sale Price	\$157,550	\$191,423	-17.7%
Dollar Volume	\$46.9 Million	\$54.0 Million	-13.0%
Med. Pct. of Orig. List Price Received	94.7%	93.9%	0.9%
Median Time to Contract	42 Days	37 Days	13.5%
Median Time to Sale	81 Days	76 Days	6.6%
New Pending Sales	407	424	-4.0%
New Listings	485	481	0.8%
Pending Inventory	198	218	-9.2%
Inventory (Active Listings)	445	394	12.9%
Months Supply of Inventory	4.7	4.0	17.5%



# Quarterly Distressed Market - Q1 2017

## Townhouses and Condos

### Martin County



		Q1 2017	Q1 2016	Percent Change Year-over-Year
Traditional	Closed Sales	289	263	9.9%
	Median Sale Price	\$135,000	\$149,000	-9.4%
Foreclosure/REO	Closed Sales	8	18	-55.6%
	Median Sale Price	\$96,450	\$99,000	-2.6%
Short Sale	Closed Sales	1	1	0.0%
	Median Sale Price	\$375,000	\$240,000	56.3%

