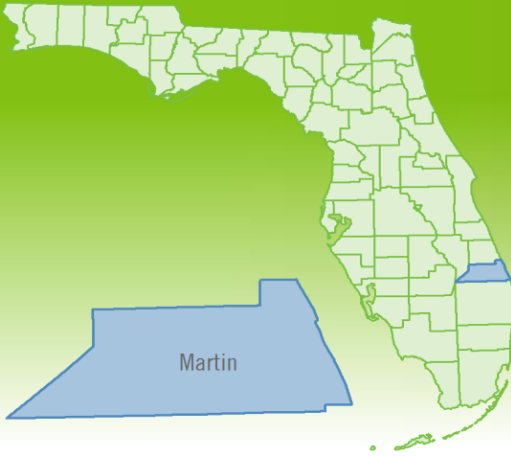


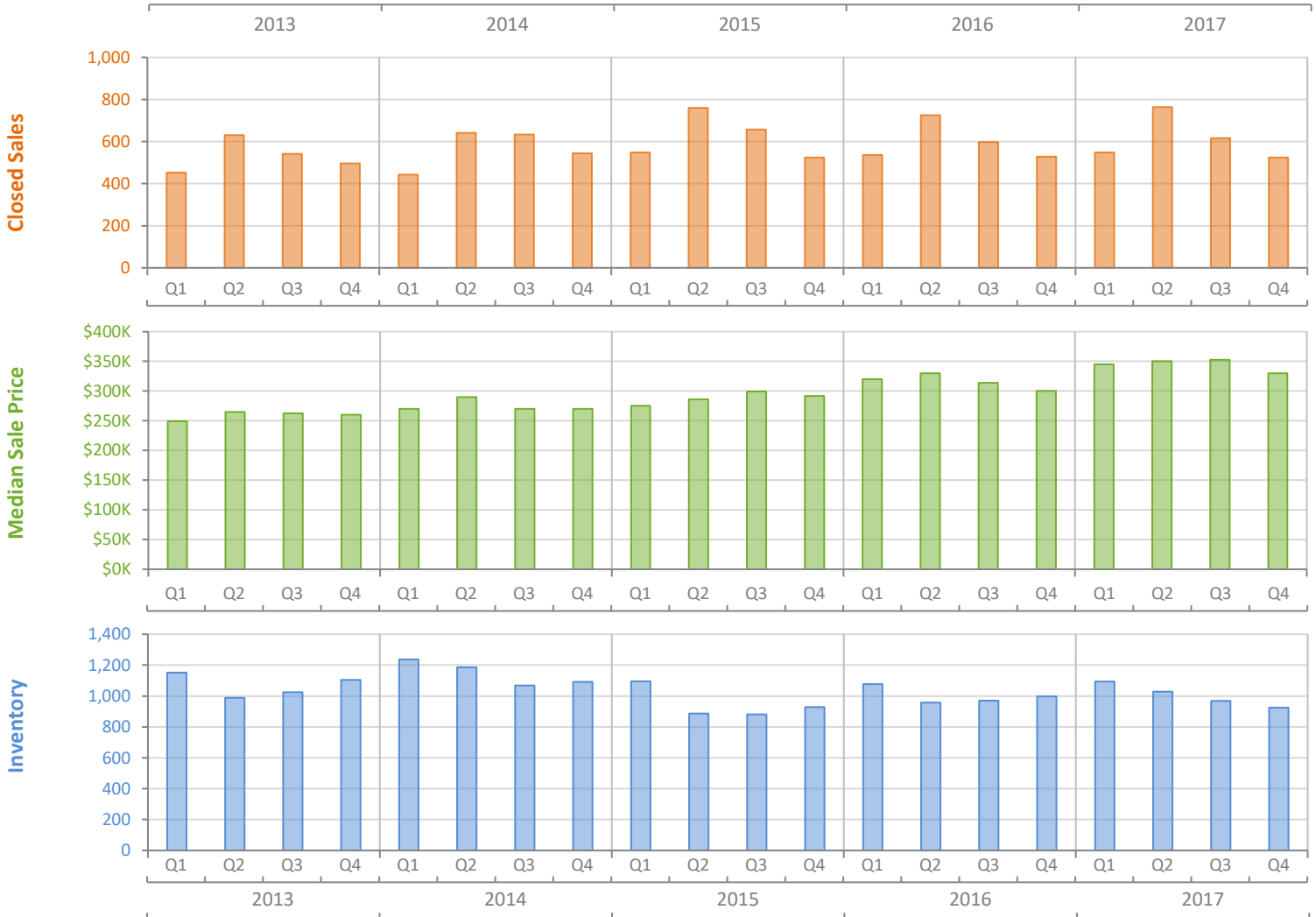
Quarterly Market Summary - Q4 2017

Single Family Homes

Martin County



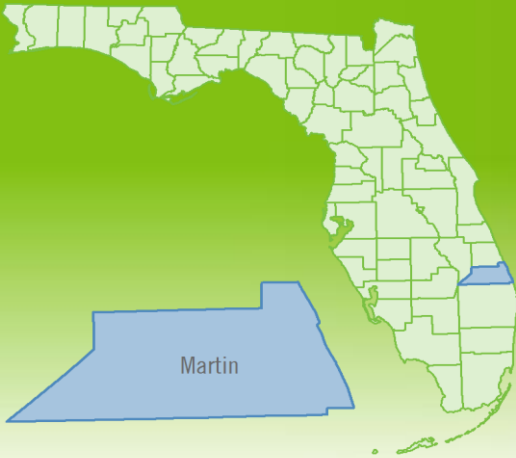
	Q4 2017	Q4 2016	Percent Change Year-over-Year
Closed Sales	525	529	-0.8%
Paid in Cash	185	191	-3.1%
Median Sale Price	\$330,000	\$300,000	10.0%
Average Sale Price	\$453,382	\$433,154	4.7%
Dollar Volume	\$238.0 Million	\$229.1 Million	3.9%
Med. Pct. of Orig. List Price Received	94.4%	94.9%	-0.5%
Median Time to Contract	60 Days	49 Days	22.4%
Median Time to Sale	100 Days	92 Days	8.7%
New Pending Sales	548	505	8.5%
New Listings	708	661	7.1%
Pending Inventory	259	226	14.6%
Inventory (Active Listings)	925	998	-7.3%
Months Supply of Inventory	4.5	5.0	-10.0%



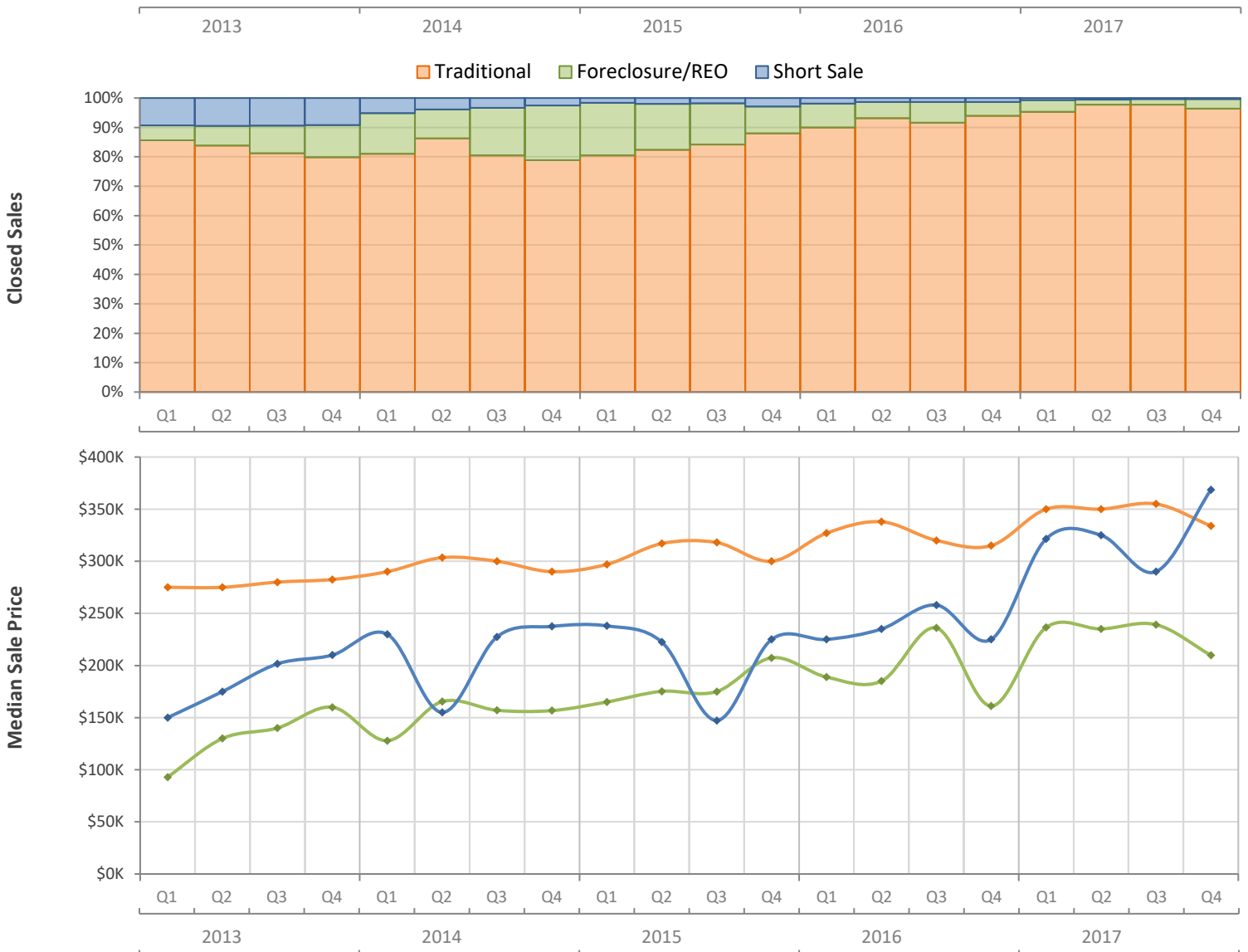
Quarterly Distressed Market - Q4 2017

Single Family Homes

Martin County



		Q4 2017	Q4 2016	Percent Change Year-over-Year
Traditional	Closed Sales	506	497	1.8%
	Median Sale Price	\$334,000	\$315,000	6.0%
Foreclosure/REO	Closed Sales	17	25	-32.0%
	Median Sale Price	\$209,900	\$161,111	30.3%
Short Sale	Closed Sales	2	7	-71.4%
	Median Sale Price	\$368,500	\$225,000	63.8%



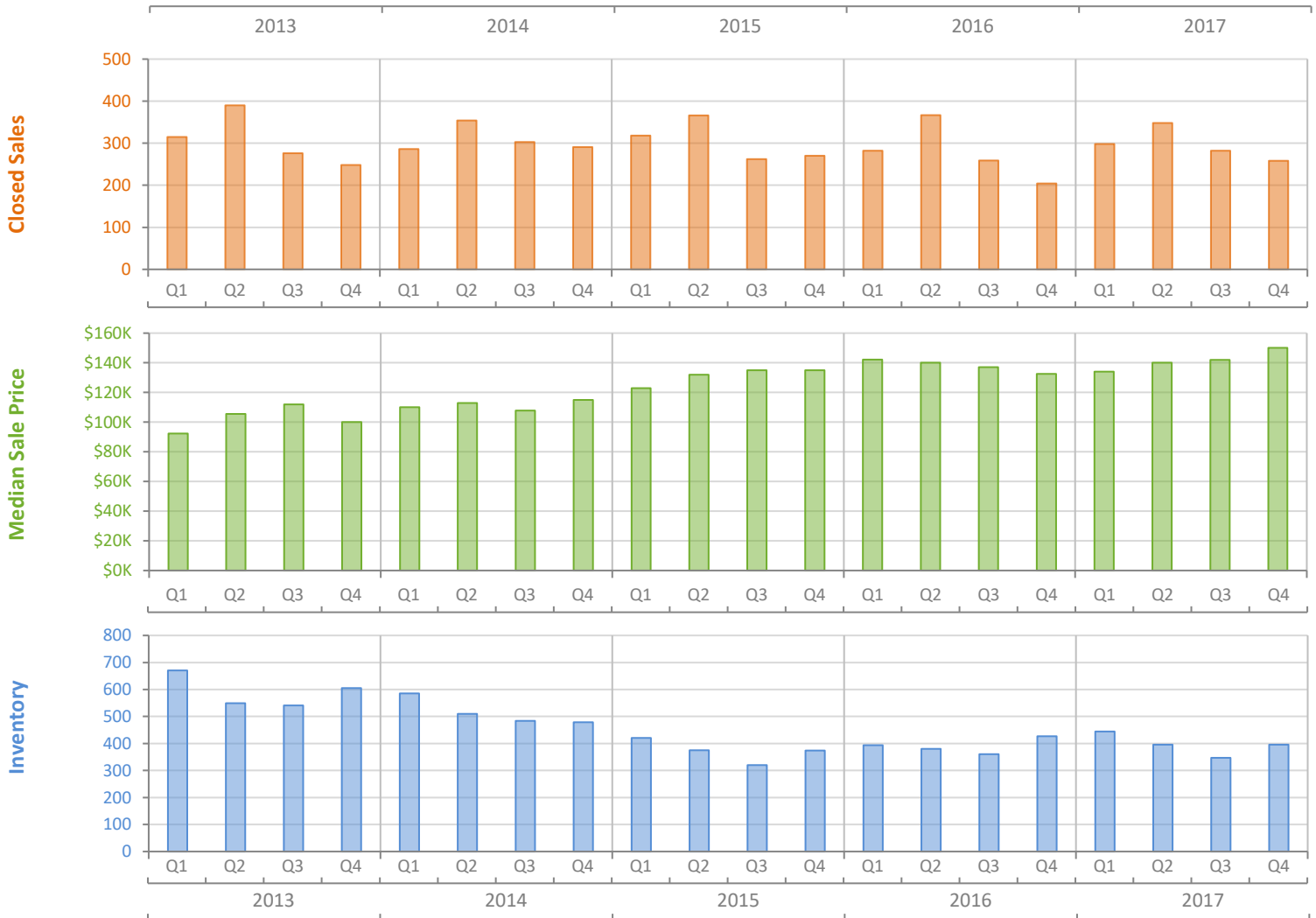
Quarterly Market Summary - Q4 2017

Townhouses and Condos

Martin County



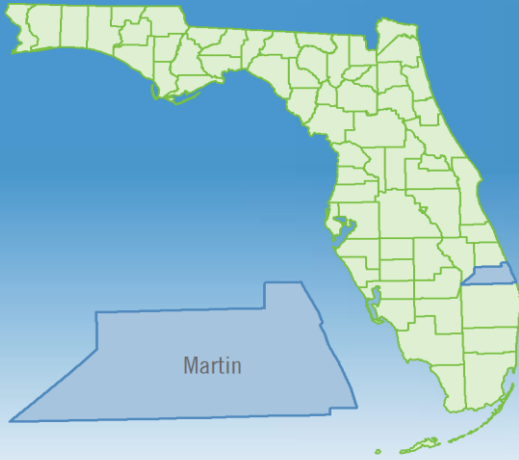
	Q4 2017	Q4 2016	Percent Change Year-over-Year
Closed Sales	258	204	26.5%
Paid in Cash	158	120	31.7%
Median Sale Price	\$150,000	\$132,500	13.2%
Average Sale Price	\$192,723	\$152,718	26.2%
Dollar Volume	\$49.7 Million	\$31.2 Million	59.6%
Med. Pct. of Orig. List Price Received	94.5%	94.6%	-0.1%
Median Time to Contract	43 Days	32 Days	34.4%
Median Time to Sale	79 Days	74 Days	6.8%
New Pending Sales	270	233	15.9%
New Listings	364	351	3.7%
Pending Inventory	103	115	-10.4%
Inventory (Active Listings)	396	427	-7.3%
Months Supply of Inventory	4.0	4.6	-13.0%



Quarterly Distressed Market - Q4 2017

Townhouses and Condos

Martin County



		Q4 2017	Q4 2016	Percent Change Year-over-Year
Traditional	Closed Sales	255	194	31.4%
	Median Sale Price	\$150,000	\$135,000	11.1%
Foreclosure/REO	Closed Sales	3	10	-70.0%
	Median Sale Price	\$179,900	\$66,000	172.6%
Short Sale	Closed Sales	0	0	N/A
	Median Sale Price	(No Sales)	(No Sales)	N/A

