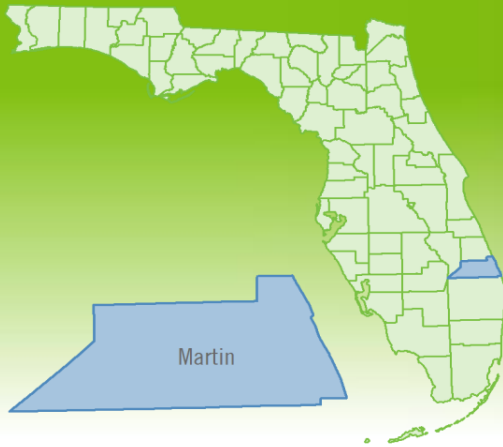


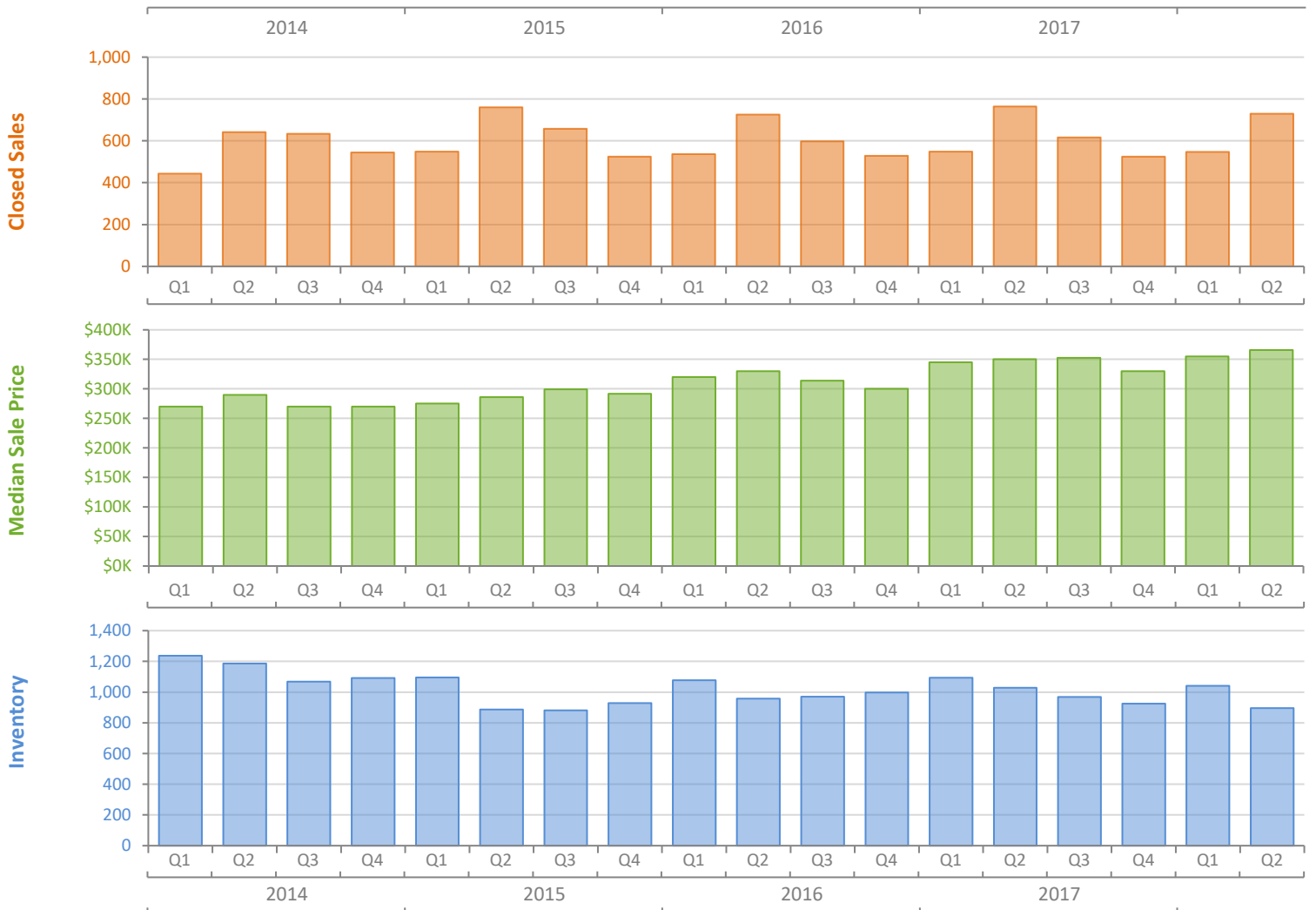
Quarterly Market Summary - Q2 2018

Single Family Homes

Martin County



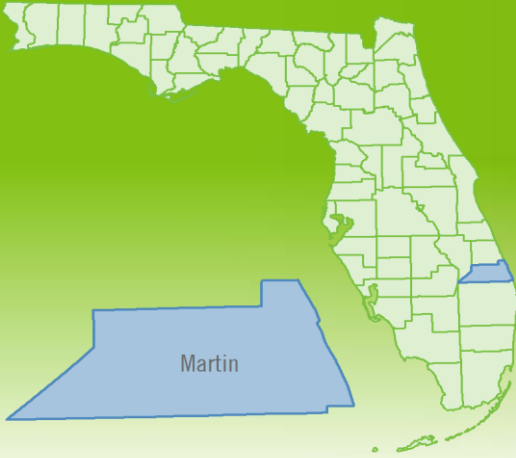
	Q2 2018	Q2 2017	Percent Change Year-over-Year
Closed Sales	729	764	-4.6%
Paid in Cash	264	291	-9.3%
Median Sale Price	\$366,000	\$350,000	4.6%
Average Sale Price	\$532,751	\$485,901	9.6%
Dollar Volume	\$388.4 Million	\$371.2 Million	4.6%
Med. Pct. of Orig. List Price Received	94.7%	94.7%	0.0%
Median Time to Contract	47 Days	50 Days	-6.0%
Median Time to Sale	91 Days	94 Days	-3.2%
New Pending Sales	693	783	-11.5%
New Listings	802	884	-9.3%
Pending Inventory	336	380	-11.6%
Inventory (Active Listings)	896	1,028	-12.8%
Months Supply of Inventory	4.4	5.1	-13.7%



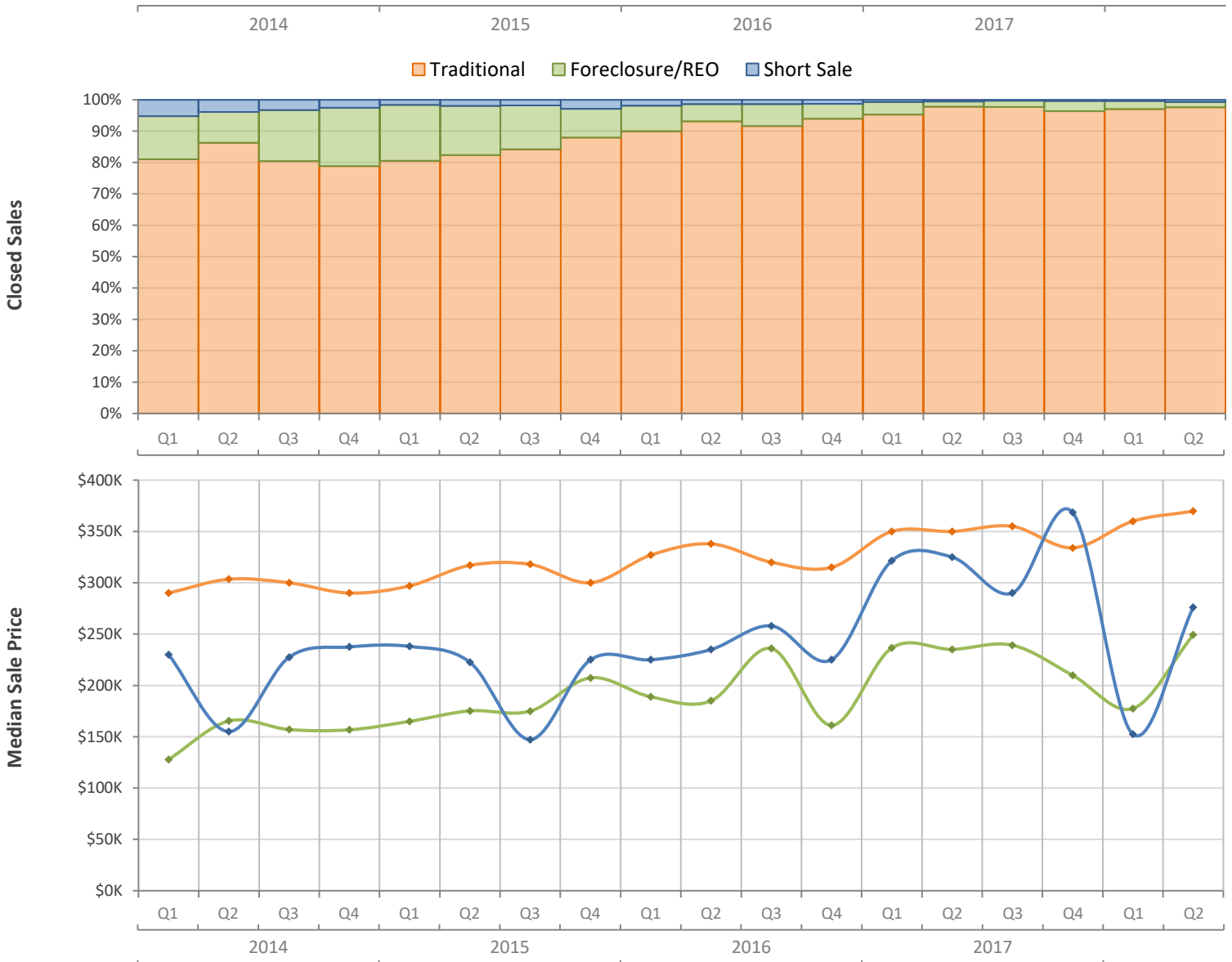
Quarterly Distressed Market - Q2 2018

Single Family Homes

Martin County



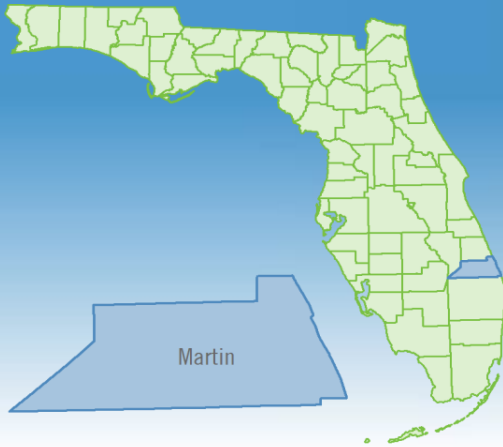
		Q2 2018	Q2 2017	Percent Change Year-over-Year
Traditional	Closed Sales	712	747	-4.7%
	Median Sale Price	\$369,750	\$350,000	5.6%
Foreclosure/REO	Closed Sales	12	13	-7.7%
	Median Sale Price	\$249,250	\$235,100	6.0%
Short Sale	Closed Sales	5	4	25.0%
	Median Sale Price	\$276,000	\$325,000	-15.1%



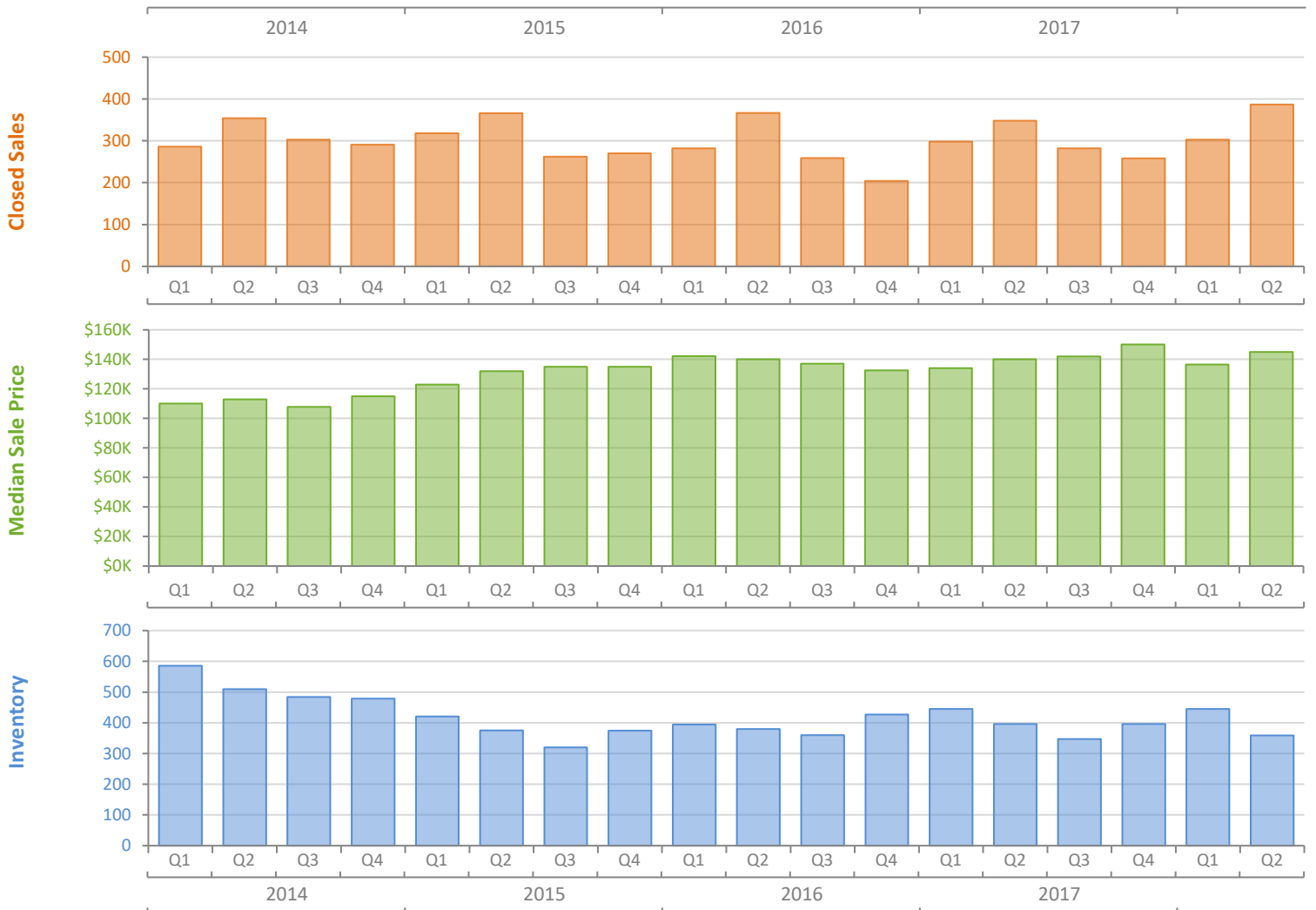
Quarterly Market Summary - Q2 2018

Townhouses and Condos

Martin County



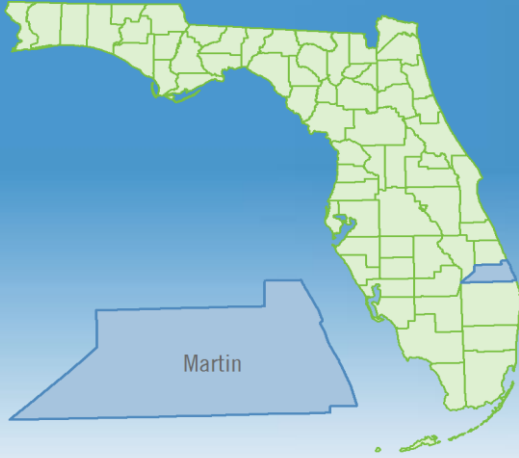
	Q2 2018	Q2 2017	Percent Change Year-over-Year
Closed Sales	387	348	11.2%
Paid in Cash	248	208	19.2%
Median Sale Price	\$145,000	\$140,000	3.6%
Average Sale Price	\$188,153	\$179,083	5.1%
Dollar Volume	\$72.8 Million	\$62.3 Million	16.8%
Med. Pct. of Orig. List Price Received	94.5%	93.9%	0.6%
Median Time to Contract	44 Days	45 Days	-2.2%
Median Time to Sale	81 Days	89 Days	-9.0%
New Pending Sales	351	319	10.0%
New Listings	345	362	-4.7%
Pending Inventory	145	157	-7.6%
Inventory (Active Listings)	359	396	-9.3%
Months Supply of Inventory	3.5	4.3	-18.6%



Quarterly Distressed Market - Q2 2018

Townhouses and Condos

Martin County



		Q2 2018	Q2 2017	Percent Change Year-over-Year
Traditional	Closed Sales	379	341	11.1%
	Median Sale Price	\$147,000	\$143,000	2.8%
Foreclosure/REO	Closed Sales	8	6	33.3%
	Median Sale Price	\$121,000	\$74,000	63.5%
Short Sale	Closed Sales	0	1	-100.0%
	Median Sale Price	(No Sales)	\$57,500	N/A

