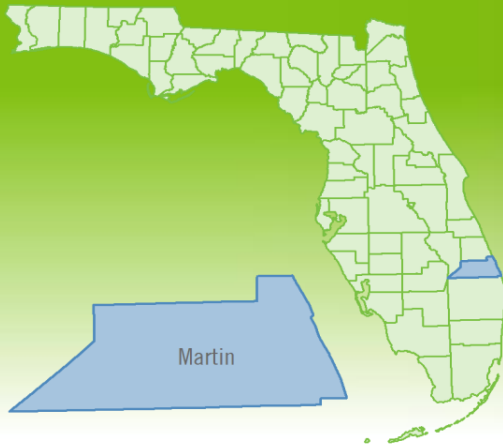


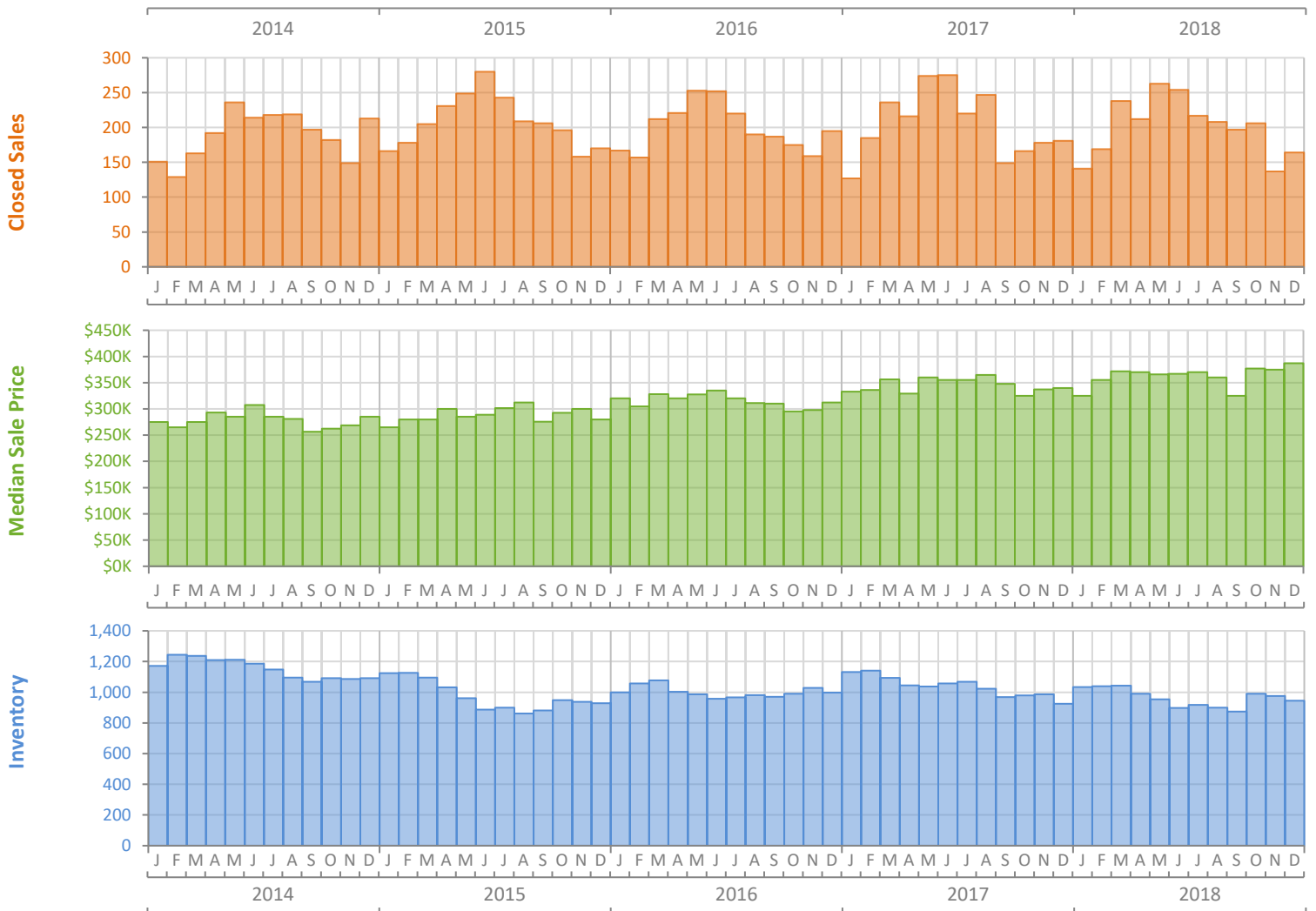
# Monthly Market Summary - December 2018

## Single Family Homes

### Martin County



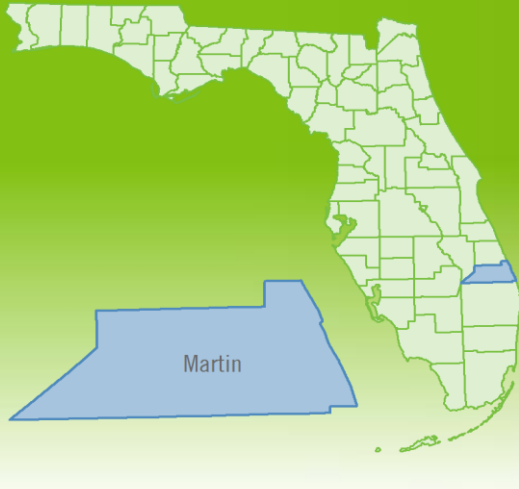
	December 2018	December 2017	Percent Change Year-over-Year
Closed Sales	164	181	-9.4%
Paid in Cash	58	61	-4.9%
Median Sale Price	\$387,000	\$340,000	13.8%
Average Sale Price	\$504,983	\$443,576	13.8%
Dollar Volume	\$82.8 Million	\$80.3 Million	3.2%
Med. Pct. of Orig. List Price Received	94.9%	94.4%	0.5%
Median Time to Contract	46 Days	61 Days	-24.6%
Median Time to Sale	79 Days	109 Days	-27.5%
New Pending Sales	129	165	-21.8%
New Listings	164	192	-14.6%
Pending Inventory	201	259	-22.4%
Inventory (Active Listings)	944	925	2.1%
Months Supply of Inventory	4.7	4.5	4.4%



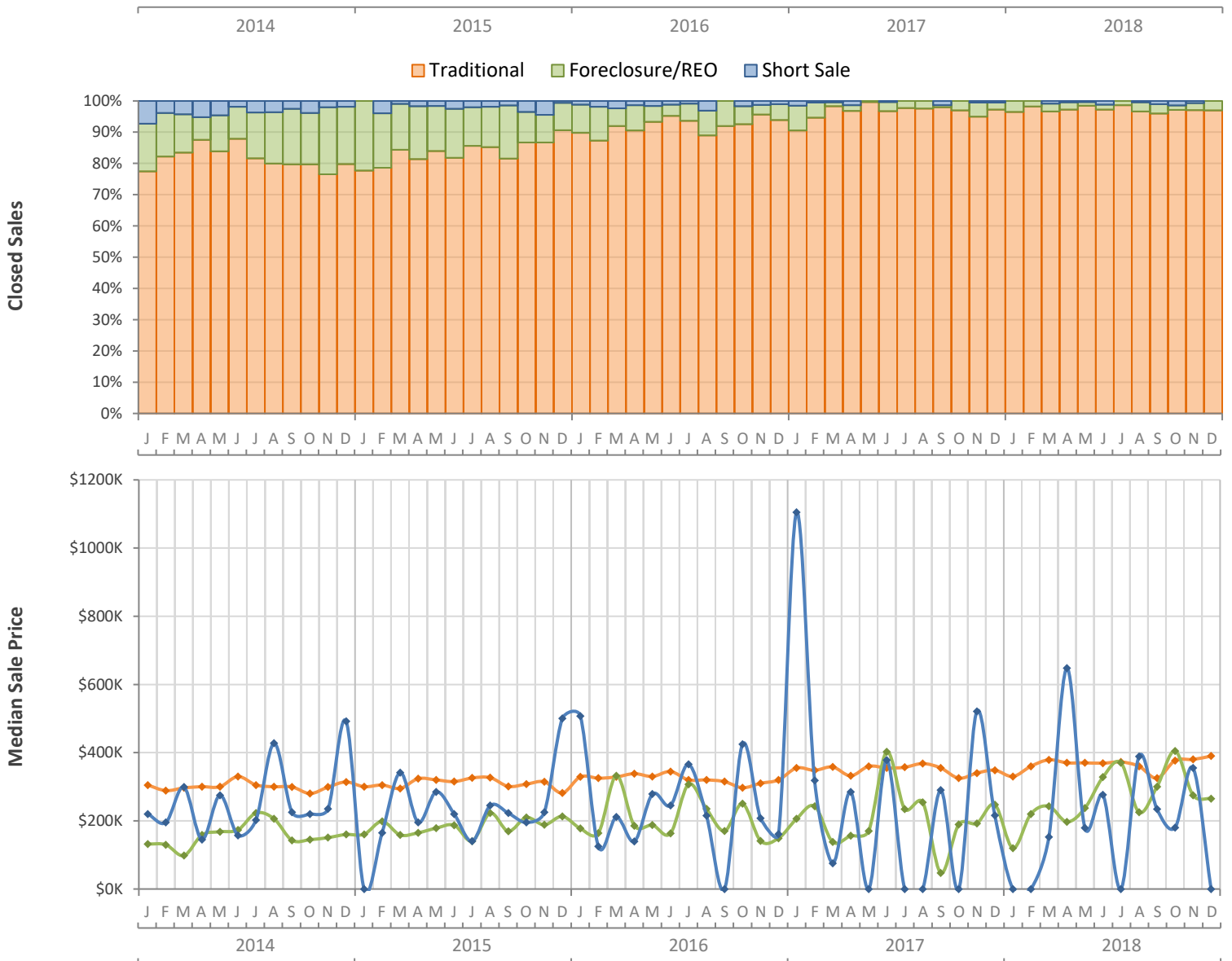
# Monthly Distressed Market - December 2018

## Single Family Homes

### Martin County



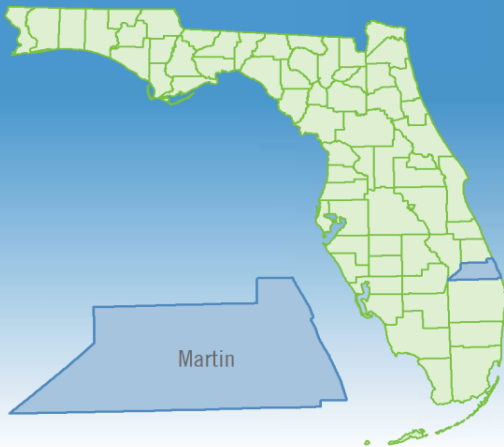
		December 2018	December 2017	Percent Change Year-over-Year
Traditional	Closed Sales	159	176	-9.7%
	Median Sale Price	\$389,900	\$348,500	11.9%
Foreclosure/REO	Closed Sales	5	4	25.0%
	Median Sale Price	\$265,000	\$247,450	7.1%
Short Sale	Closed Sales	0	1	-100.0%
	Median Sale Price	(No Sales)	\$216,000	N/A



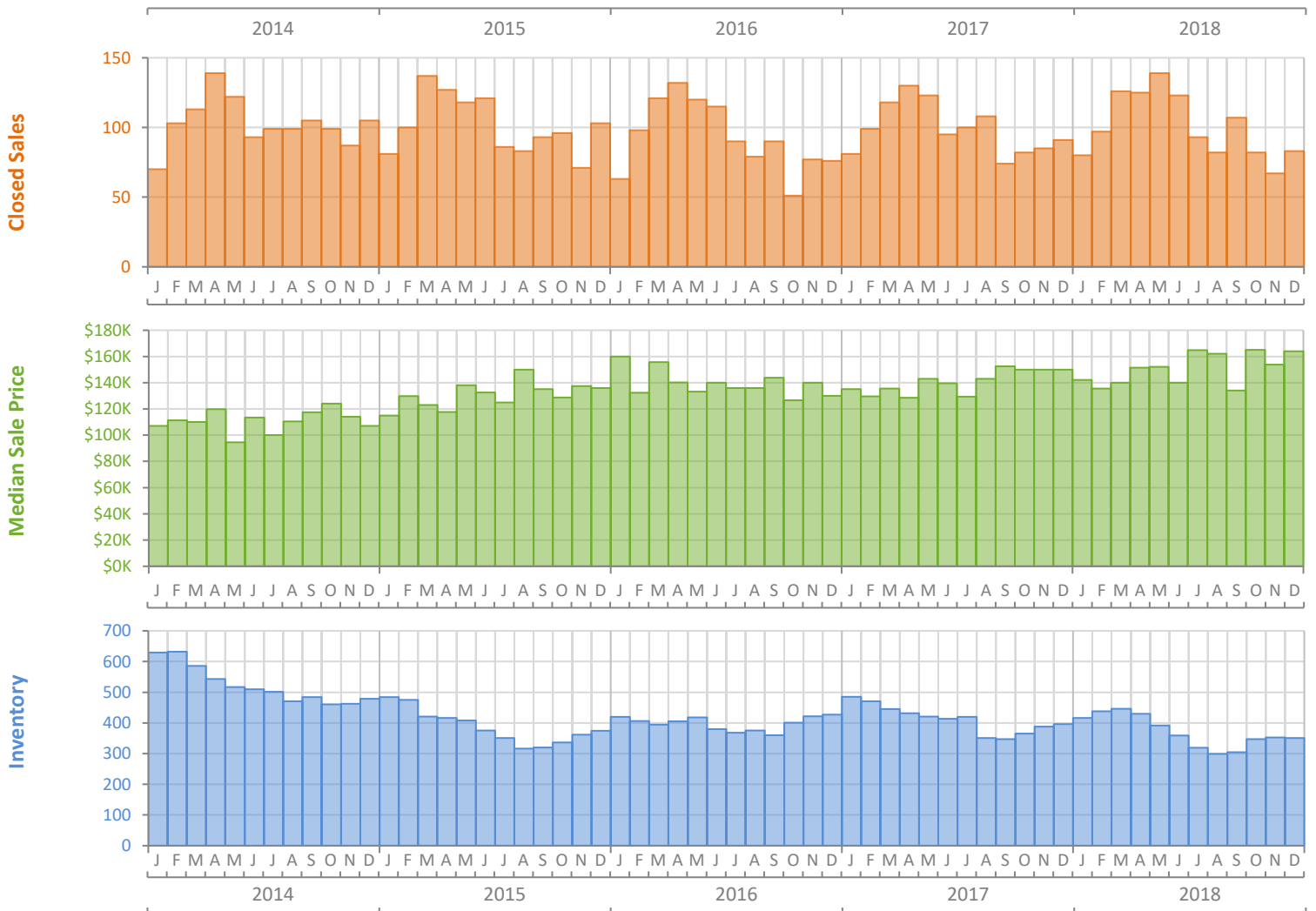
# Monthly Market Summary - December 2018

## Townhouses and Condos

### Martin County



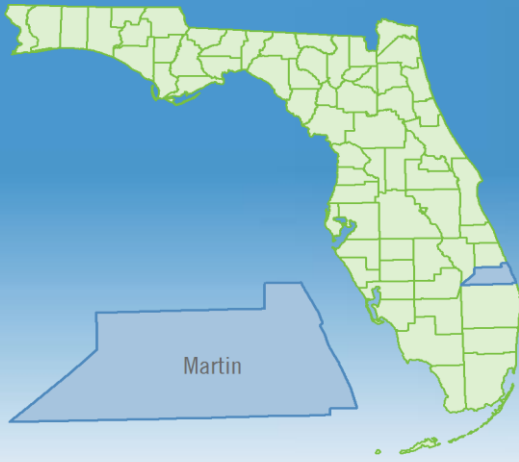
	December 2018	December 2017	Percent Change Year-over-Year
Closed Sales	83	91	-8.8%
Paid in Cash	47	58	-19.0%
Median Sale Price	\$164,000	\$150,000	9.3%
Average Sale Price	\$197,986	\$209,949	-5.7%
Dollar Volume	\$16.4 Million	\$19.1 Million	-14.0%
Med. Pct. of Orig. List Price Received	94.5%	94.0%	0.5%
Median Time to Contract	47 Days	45 Days	4.4%
Median Time to Sale	80 Days	80 Days	0.0%
New Pending Sales	67	77	-13.0%
New Listings	85	97	-12.4%
Pending Inventory	113	103	9.7%
Inventory (Active Listings)	351	396	-11.4%
Months Supply of Inventory	3.5	4.0	-12.5%



# Monthly Distressed Market - December 2018

## Townhouses and Condos

### Martin County



		December 2018	December 2017	Percent Change Year-over-Year
Traditional	Closed Sales	81	91	-11.0%
	Median Sale Price	\$164,000	\$150,000	9.3%
Foreclosure/REO	Closed Sales	1	0	N/A
	Median Sale Price	\$235,000	(No Sales)	N/A
Short Sale	Closed Sales	1	0	N/A
	Median Sale Price	\$128,250	(No Sales)	N/A

