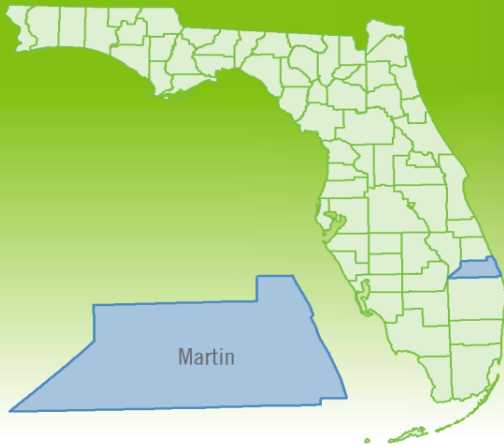


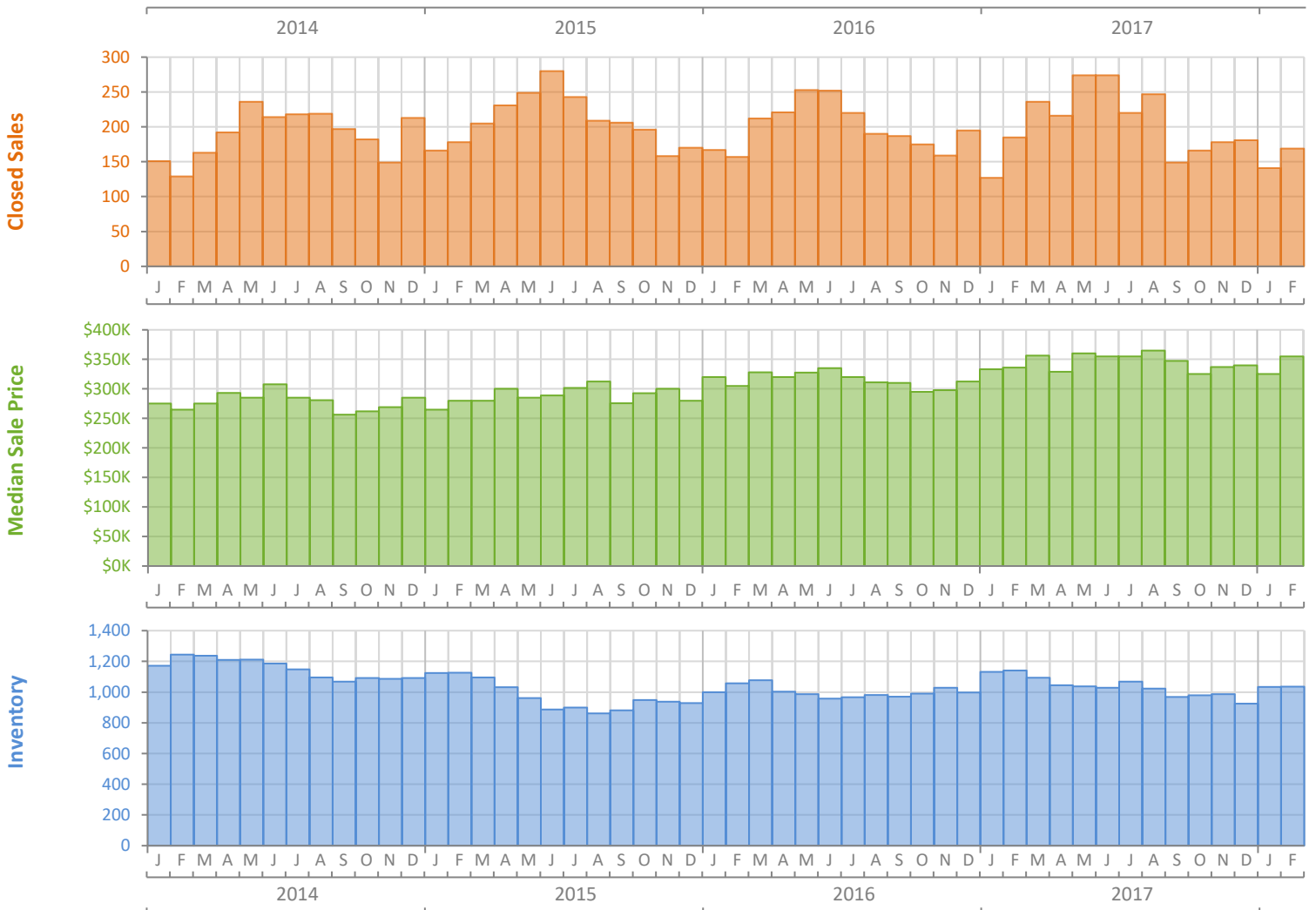
# Monthly Market Summary - February 2018

## Single Family Homes

### Martin County



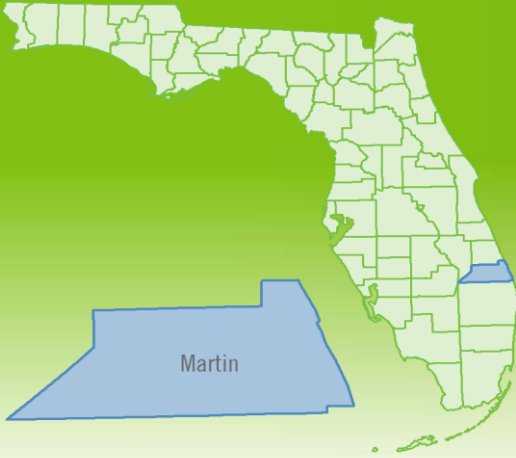
	February 2018	February 2017	Percent Change Year-over-Year
Closed Sales	169	185	-8.6%
Paid in Cash	69	84	-17.9%
Median Sale Price	\$355,000	\$336,000	5.7%
Average Sale Price	\$449,989	\$491,712	-8.5%
Dollar Volume	\$76.0 Million	\$91.0 Million	-16.4%
Med. Pct. of Orig. List Price Received	94.2%	94.8%	-0.6%
Median Time to Contract	63 Days	53 Days	18.9%
Median Time to Sale	99 Days	92 Days	7.6%
New Pending Sales	251	226	11.1%
New Listings	309	297	4.0%
Pending Inventory	378	359	5.3%
Inventory (Active Listings)	1,036	1,141	-9.2%
Months Supply of Inventory	5.1	5.8	-12.1%



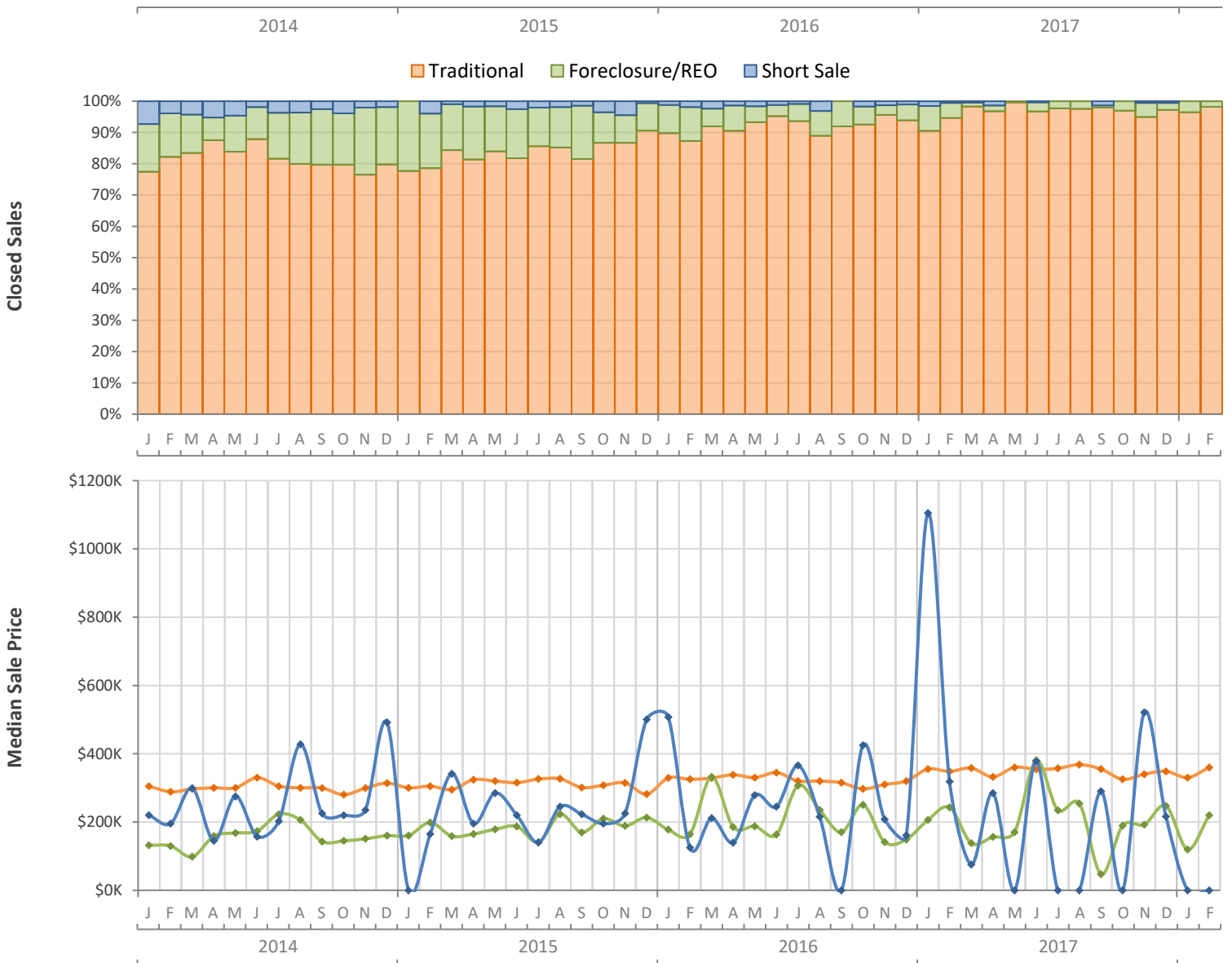
# Monthly Distressed Market - February 2018

## Single Family Homes

### Martin County



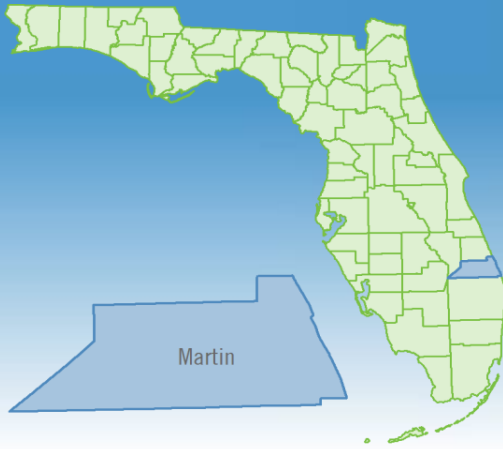
		February 2018	February 2017	Percent Change Year-over-Year
Traditional	Closed Sales	166	175	-5.1%
	Median Sale Price	\$360,000	\$348,000	3.4%
Foreclosure/REO	Closed Sales	3	9	-66.7%
	Median Sale Price	\$220,000	\$243,000	-9.5%
Short Sale	Closed Sales	0	1	-100.0%
	Median Sale Price	(No Sales)	\$318,000	N/A



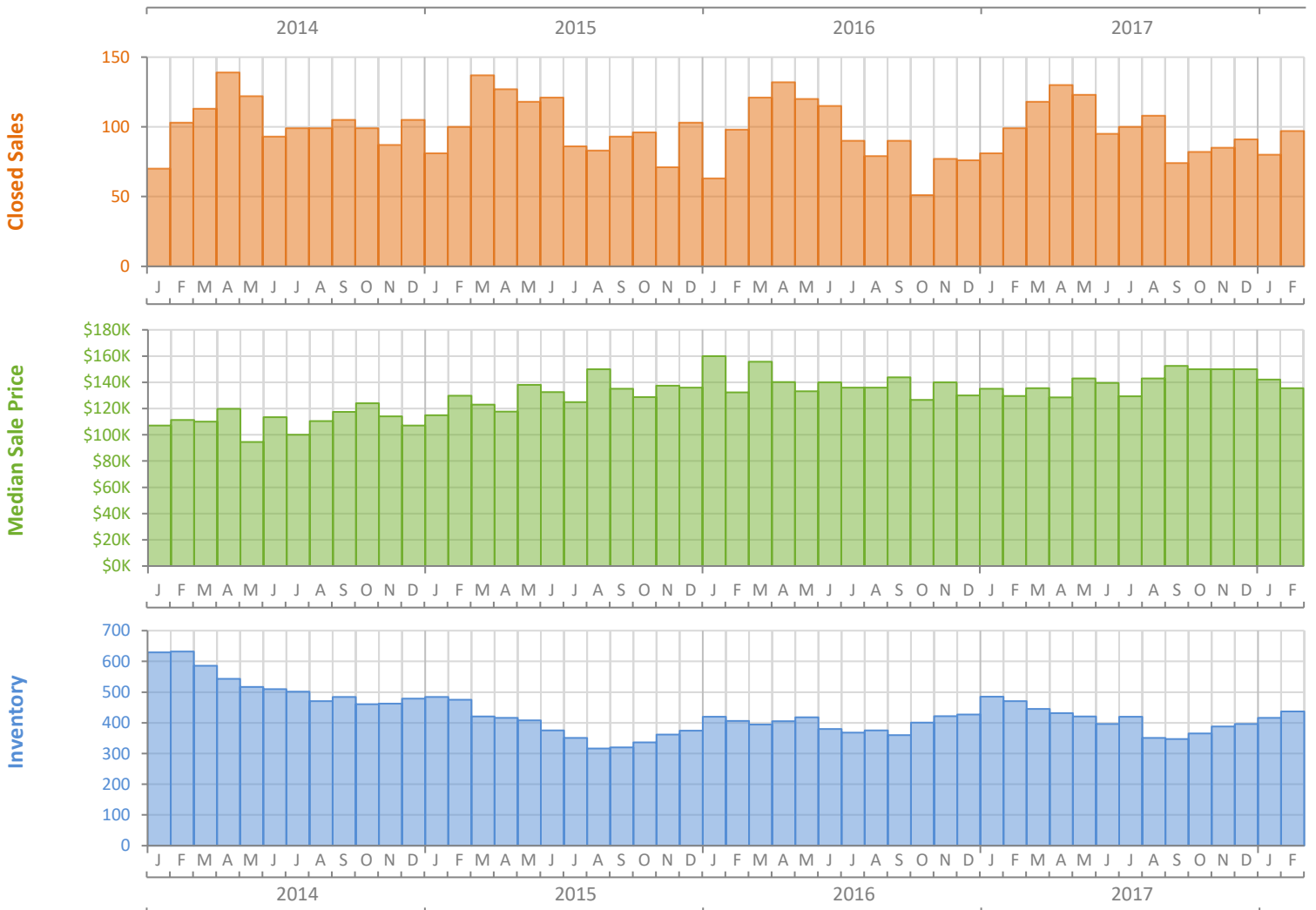
# Monthly Market Summary - February 2018

## Townhouses and Condos

### Martin County



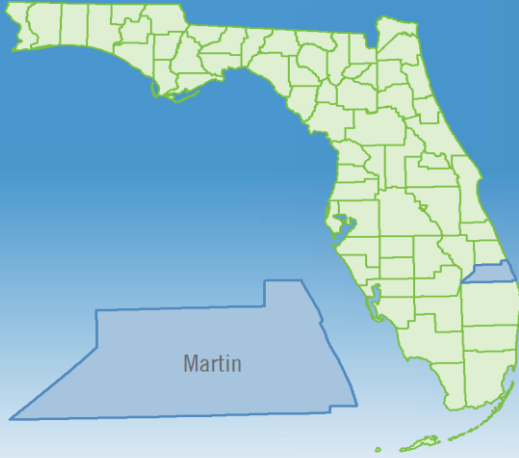
	February 2018	February 2017	Percent Change Year-over-Year
Closed Sales	97	99	-2.0%
Paid in Cash	65	69	-5.8%
Median Sale Price	\$135,550	\$129,500	4.7%
Average Sale Price	\$165,400	\$154,641	7.0%
Dollar Volume	\$16.0 Million	\$15.3 Million	4.8%
Med. Pct. of Orig. List Price Received	93.6%	94.6%	-1.1%
Median Time to Contract	66 Days	49 Days	34.7%
Median Time to Sale	94 Days	88 Days	6.8%
New Pending Sales	130	138	-5.8%
New Listings	165	145	13.8%
Pending Inventory	184	166	10.8%
Inventory (Active Listings)	437	471	-7.2%
Months Supply of Inventory	4.4	5.0	-12.0%



# Monthly Distressed Market - February 2018

## Townhouses and Condos

### Martin County



		February 2018	February 2017	Percent Change Year-over-Year
Traditional	Closed Sales	96	96	0.0%
	Median Sale Price	\$136,000	\$130,000	4.6%
Foreclosure/REO	Closed Sales	0	3	-100.0%
	Median Sale Price	(No Sales)	\$109,900	N/A
Short Sale	Closed Sales	1	0	N/A
	Median Sale Price	\$110,000	(No Sales)	N/A

