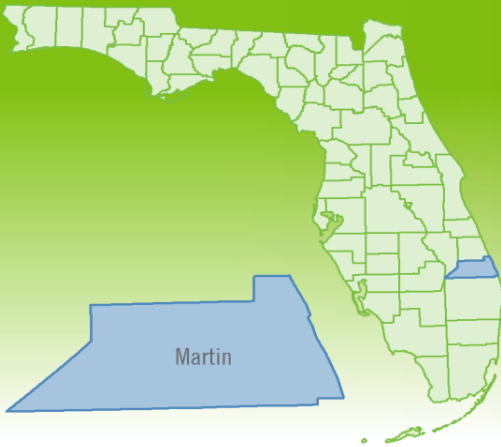


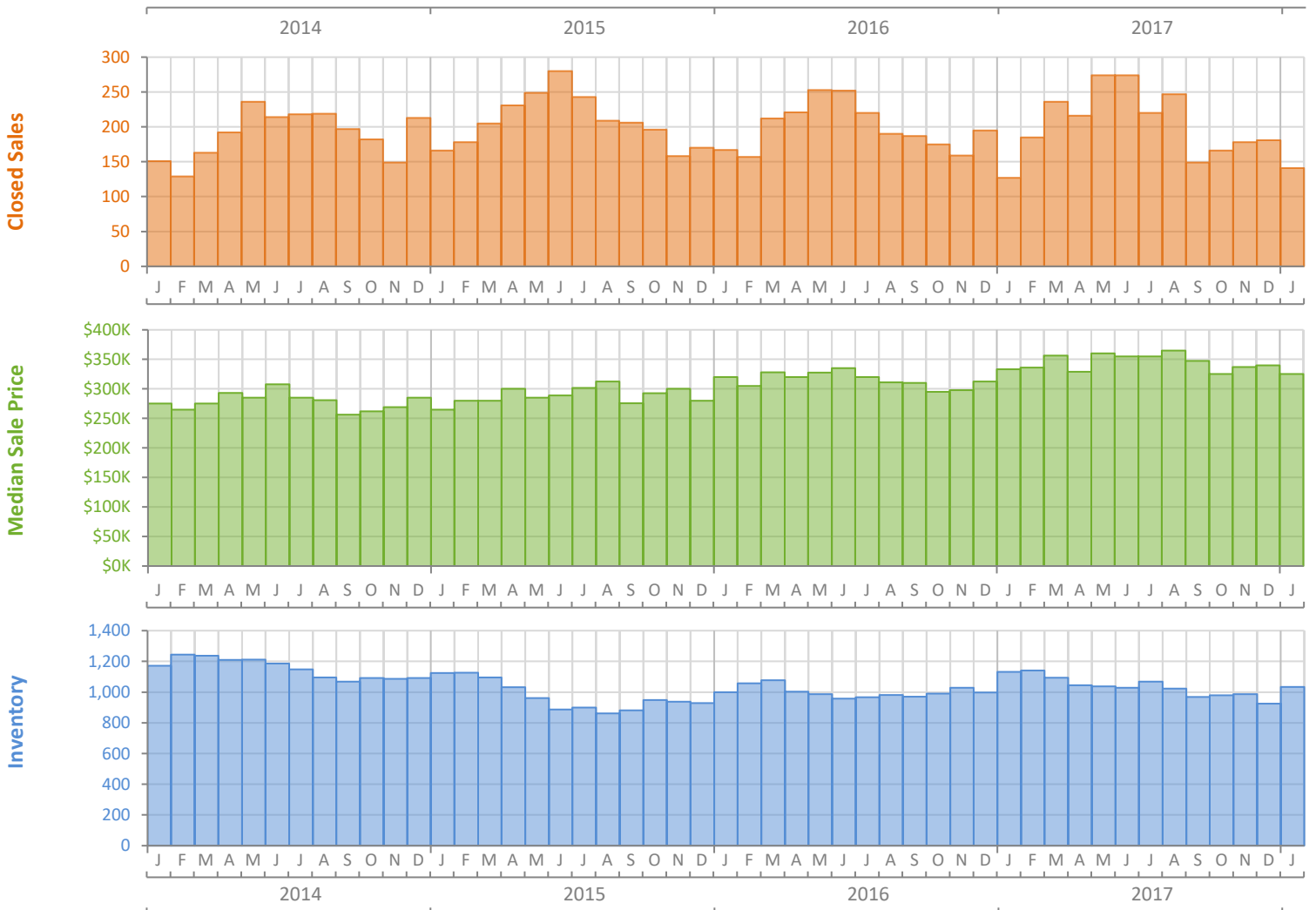
# Monthly Market Summary - January 2018

## Single Family Homes

### Martin County



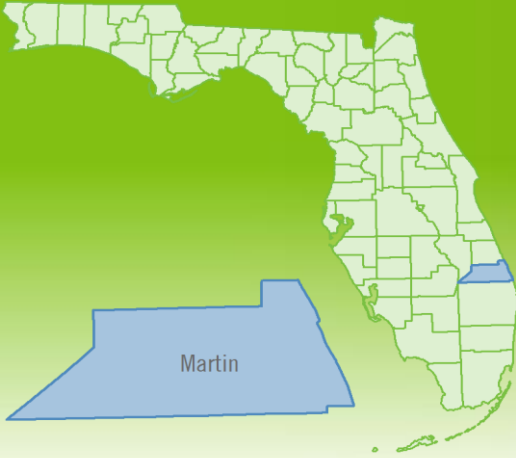
	January 2018	January 2017	Percent Change Year-over-Year
Closed Sales	141	127	11.0%
Paid in Cash	61	59	3.4%
Median Sale Price	\$325,000	\$333,000	-2.4%
Average Sale Price	\$441,689	\$436,545	1.2%
Dollar Volume	\$62.3 Million	\$55.4 Million	12.3%
Med. Pct. of Orig. List Price Received	95.3%	93.8%	1.6%
Median Time to Contract	58 Days	68 Days	-14.7%
Median Time to Sale	97 Days	115 Days	-15.7%
New Pending Sales	191	245	-22.0%
New Listings	306	362	-15.5%
Pending Inventory	299	327	-8.6%
Inventory (Active Listings)	1,033	1,131	-8.7%
Months Supply of Inventory	5.0	5.8	-13.8%



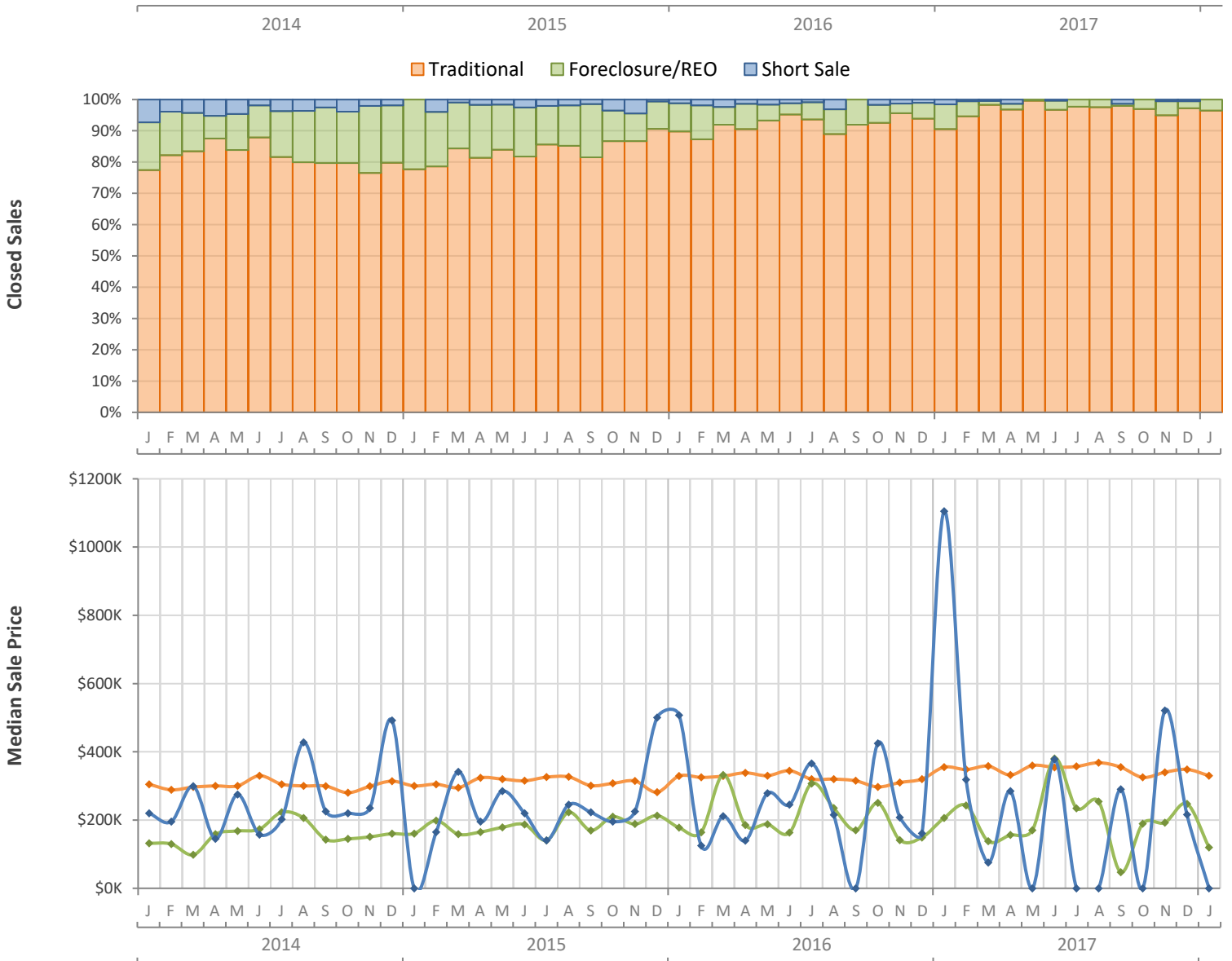
# Monthly Distressed Market - January 2018

## Single Family Homes

### Martin County



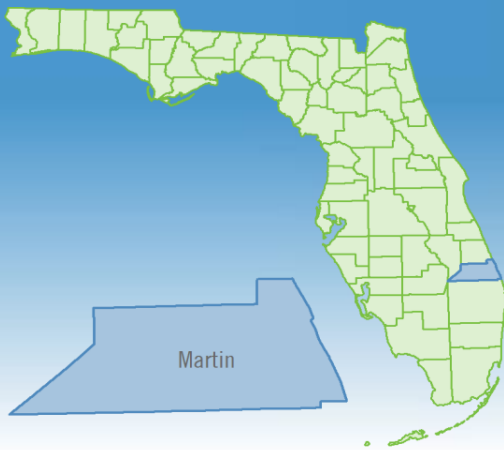
		January 2018	January 2017	Percent Change Year-over-Year
Traditional	Closed Sales	136	115	18.3%
	Median Sale Price	\$330,000	\$355,000	-7.0%
Foreclosure/REO	Closed Sales	5	10	-50.0%
	Median Sale Price	\$119,900	\$205,910	-41.8%
Short Sale	Closed Sales	0	2	-100.0%
	Median Sale Price	(No Sales)	\$1,105,000	N/A



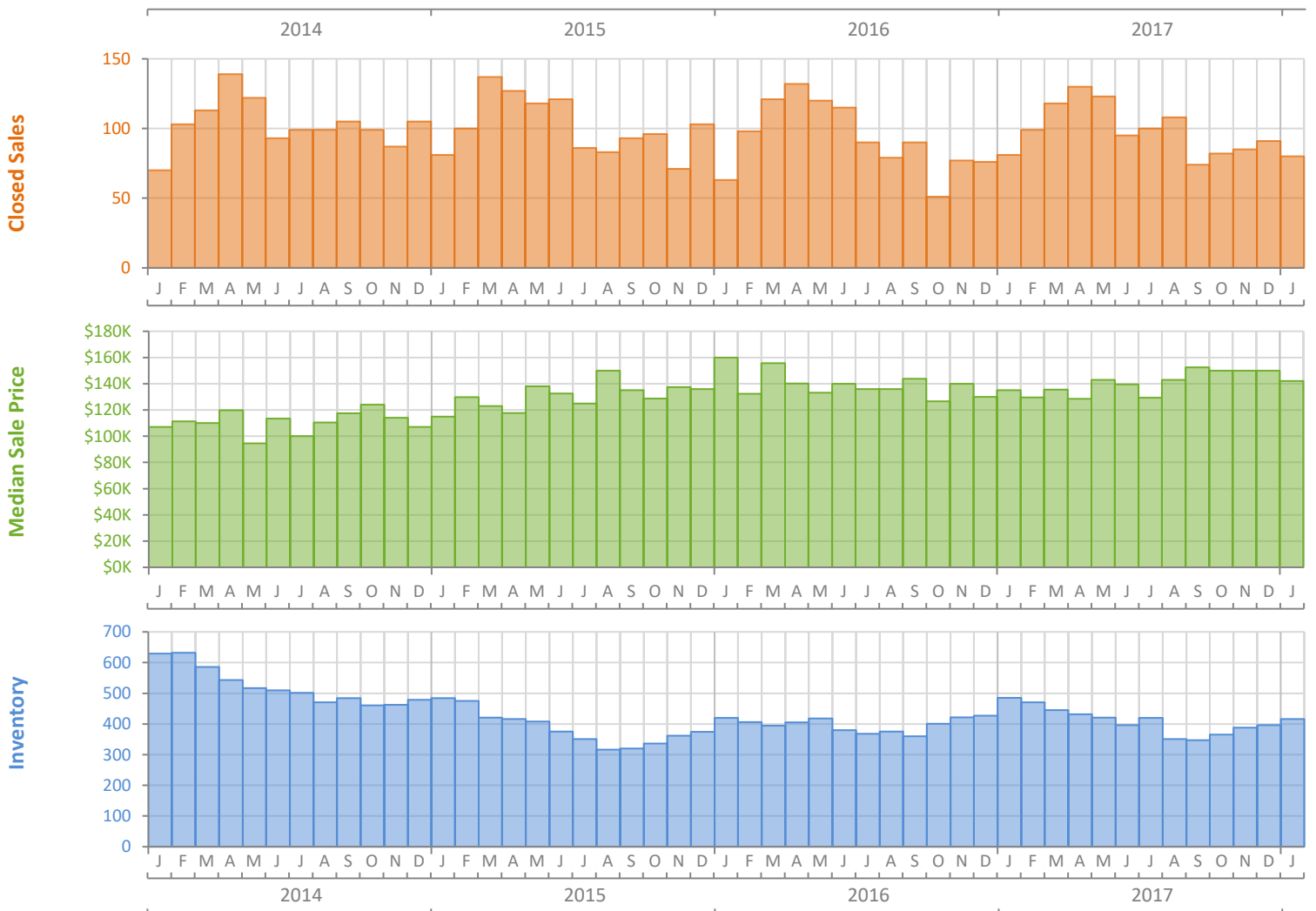
# Monthly Market Summary - January 2018

## Townhouses and Condos

### Martin County



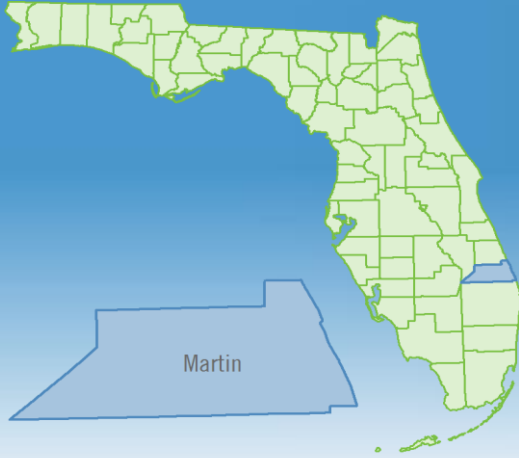
	January 2018	January 2017	Percent Change Year-over-Year
Closed Sales	80	81	-1.2%
Paid in Cash	54	51	5.9%
Median Sale Price	\$142,000	\$135,000	5.2%
Average Sale Price	\$170,841	\$149,901	14.0%
Dollar Volume	\$13.7 Million	\$12.1 Million	12.6%
Med. Pct. of Orig. List Price Received	93.9%	94.9%	-1.1%
Median Time to Contract	49 Days	47 Days	4.3%
Median Time to Sale	78 Days	87 Days	-10.3%
New Pending Sales	131	108	21.3%
New Listings	158	182	-13.2%
Pending Inventory	149	135	10.4%
Inventory (Active Listings)	416	485	-14.2%
Months Supply of Inventory	4.2	5.2	-19.2%



# Monthly Distressed Market - January 2018

## Townhouses and Condos

### Martin County



		January 2018	January 2017	Percent Change Year-over-Year
Traditional	Closed Sales	78	79	-1.3%
	Median Sale Price	\$142,000	\$135,000	5.2%
Foreclosure/REO	Closed Sales	2	2	0.0%
	Median Sale Price	\$147,813	\$64,225	130.1%
Short Sale	Closed Sales	0	0	N/A
	Median Sale Price	(No Sales)	(No Sales)	N/A

