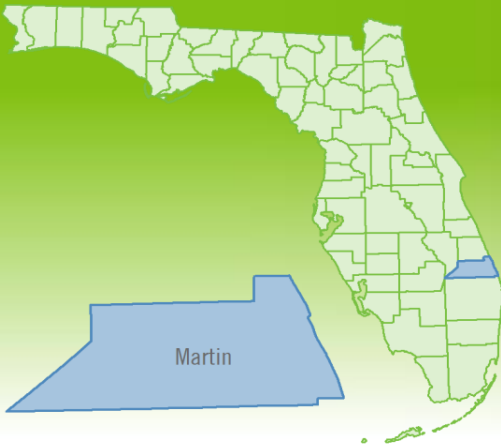


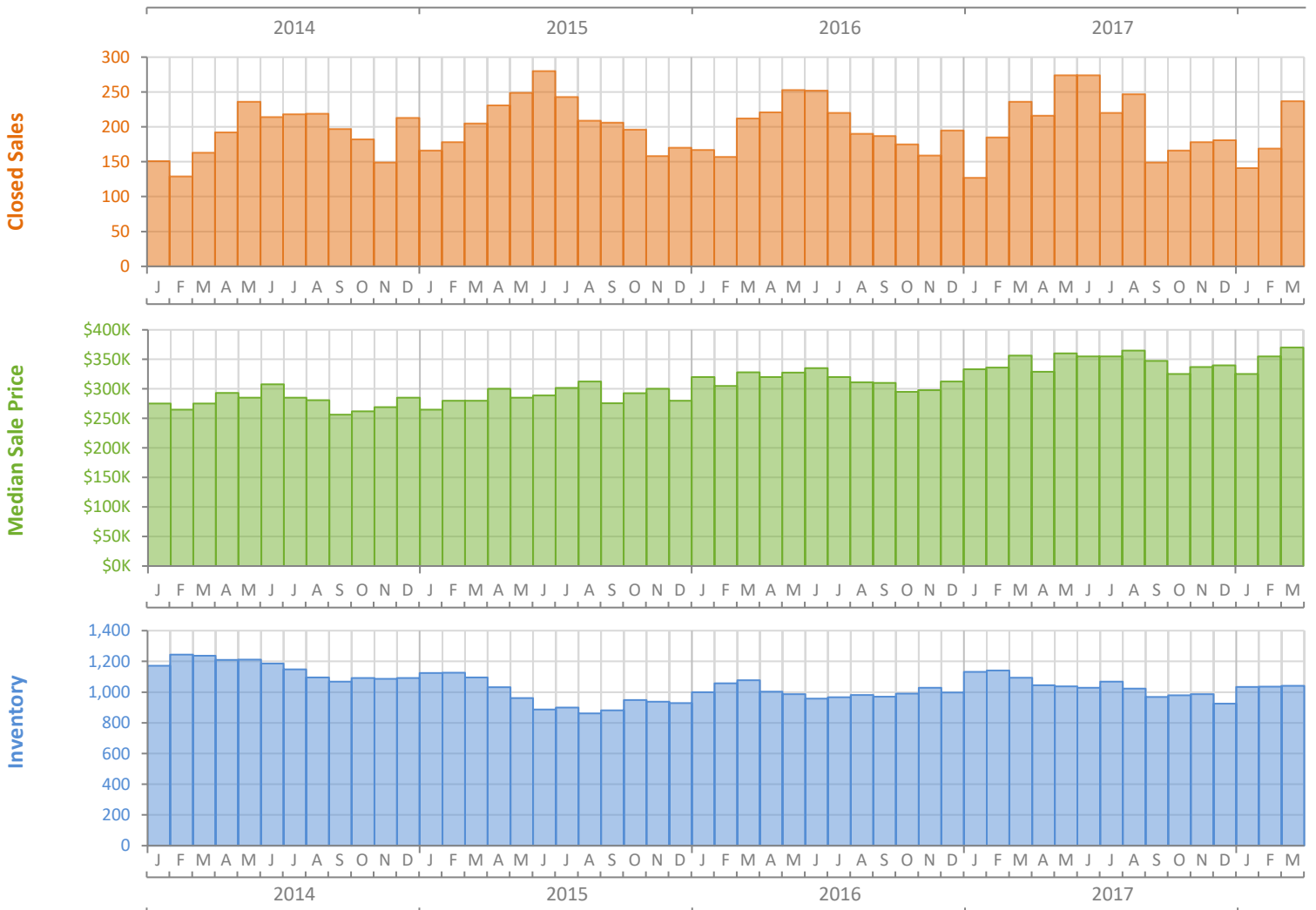
# Monthly Market Summary - March 2018

## Single Family Homes

### Martin County



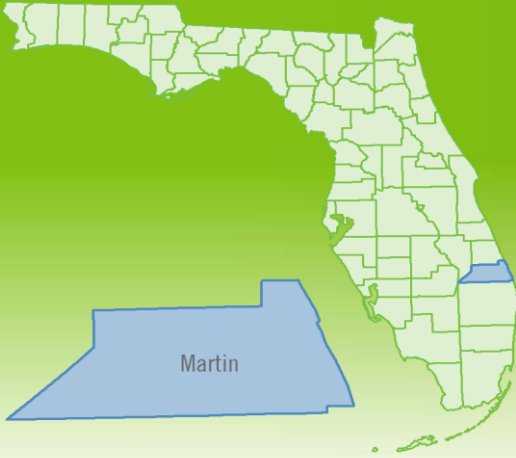
	March 2018	March 2017	Percent Change Year-over-Year
Closed Sales	237	236	0.4%
Paid in Cash	102	100	2.0%
Median Sale Price	\$370,000	\$356,500	3.8%
Average Sale Price	\$537,834	\$514,511	4.5%
Dollar Volume	\$127.5 Million	\$121.4 Million	5.0%
Med. Pct. of Orig. List Price Received	94.9%	94.8%	0.1%
Median Time to Contract	53 Days	55 Days	-3.6%
Median Time to Sale	96 Days	95 Days	1.1%
New Pending Sales	261	282	-7.4%
New Listings	314	335	-6.3%
Pending Inventory	388	406	-4.4%
Inventory (Active Listings)	1,041	1,094	-4.8%
Months Supply of Inventory	5.1	5.5	-7.3%



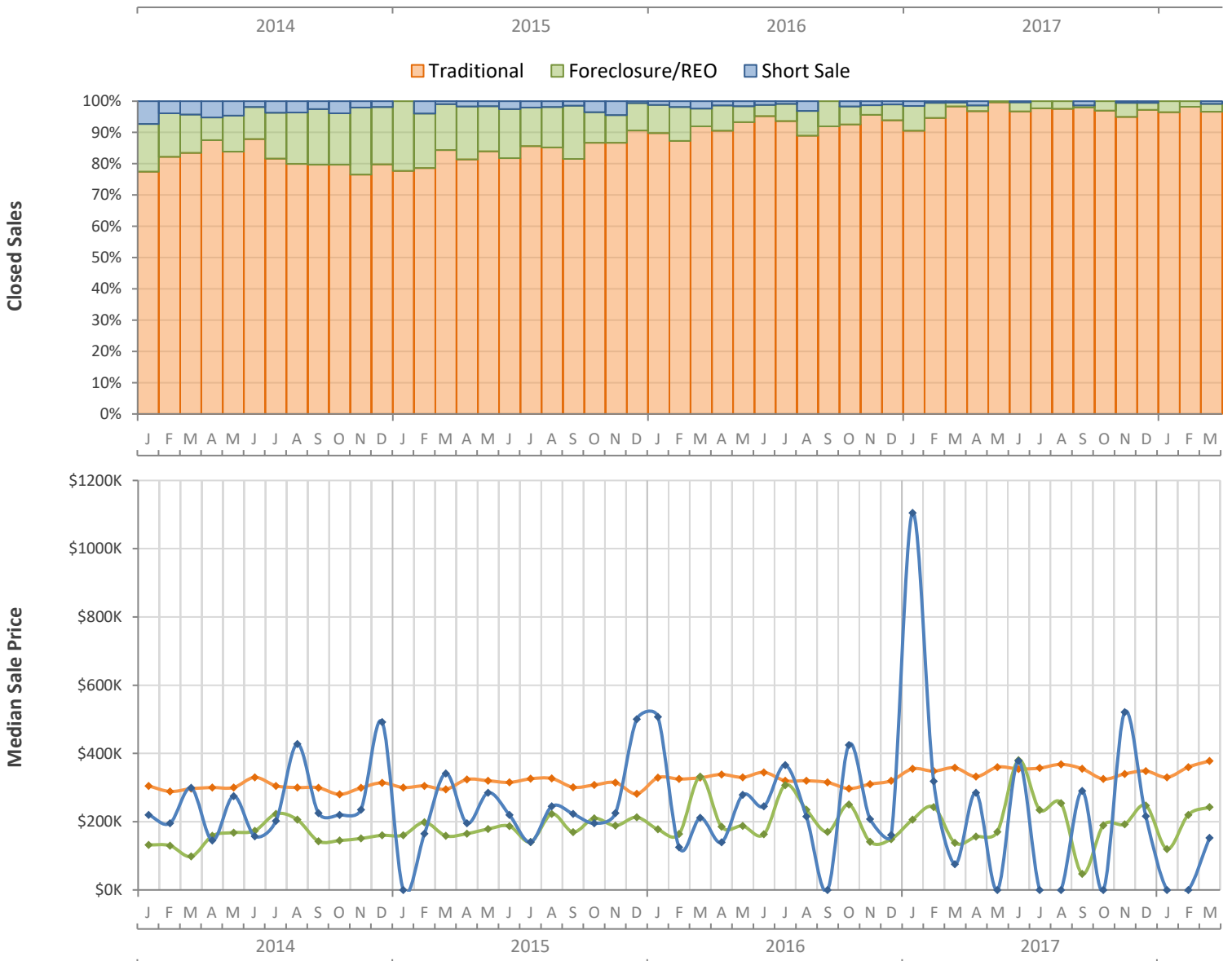
# Monthly Distressed Market - March 2018

## Single Family Homes

### Martin County



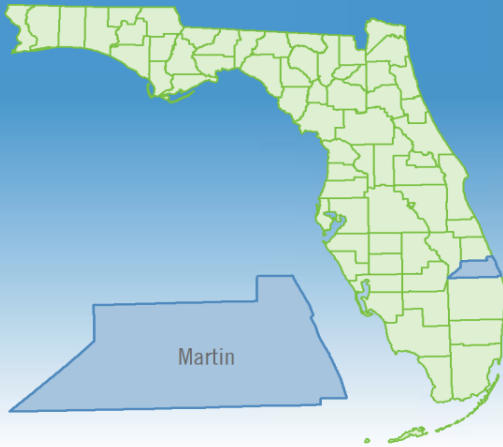
		March 2018	March 2017	Percent Change Year-over-Year
Traditional	Closed Sales	229	232	-1.3%
	Median Sale Price	\$378,000	\$358,000	5.6%
Foreclosure/REO	Closed Sales	6	3	100.0%
	Median Sale Price	\$242,750	\$137,900	76.0%
Short Sale	Closed Sales	2	1	100.0%
	Median Sale Price	\$152,450	\$75,000	103.3%



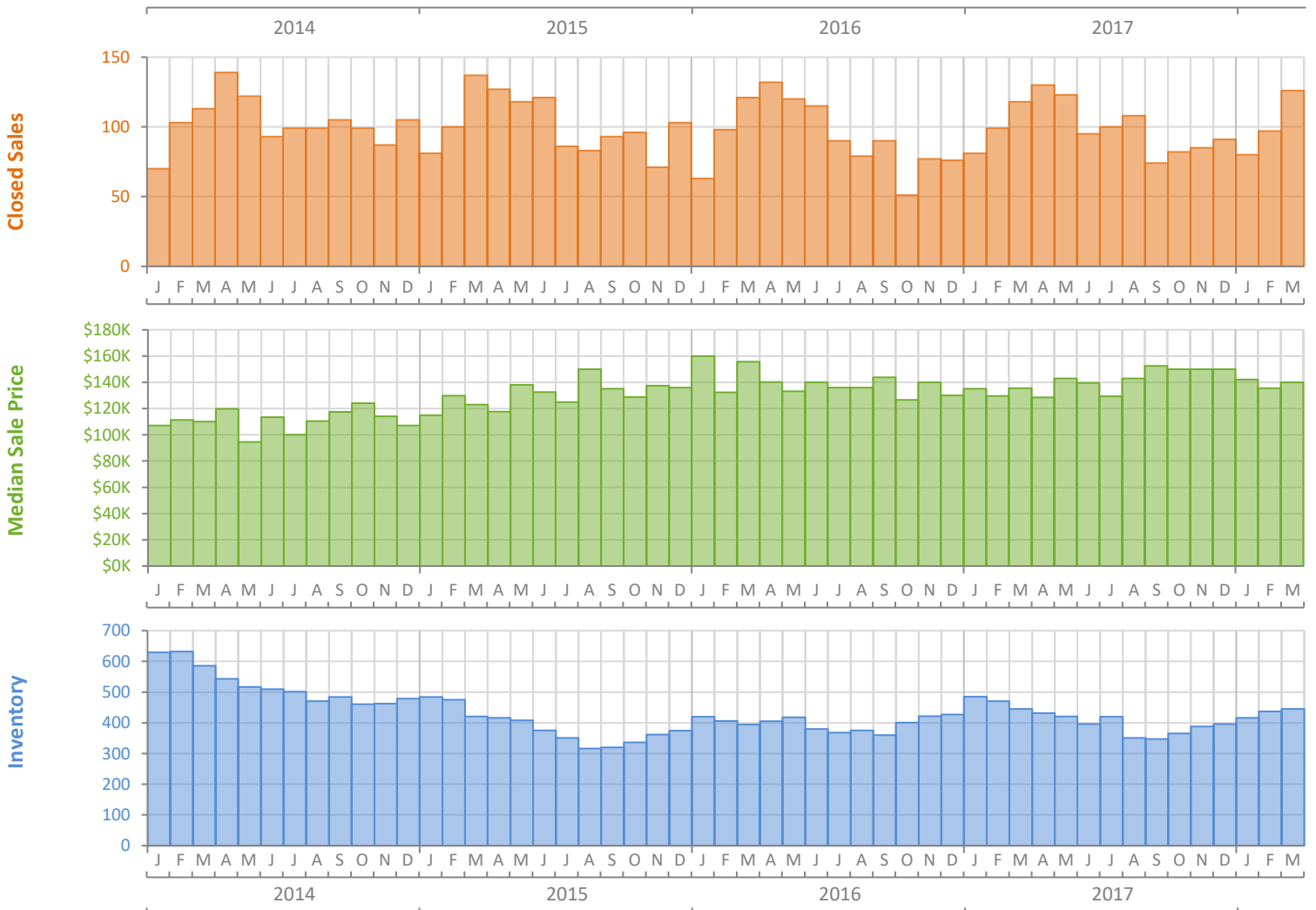
# Monthly Market Summary - March 2018

## Townhouses and Condos

### Martin County



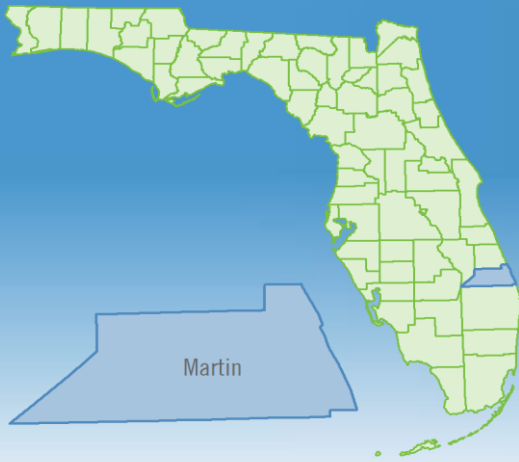
	March 2018	March 2017	Percent Change Year-over-Year
Closed Sales	126	118	6.8%
Paid in Cash	89	86	3.5%
Median Sale Price	\$140,000	\$135,500	3.3%
Average Sale Price	\$188,450	\$165,241	14.0%
Dollar Volume	\$23.7 Million	\$19.5 Million	21.8%
Med. Pct. of Orig. List Price Received	95.0%	94.7%	0.3%
Median Time to Contract	28 Days	36 Days	-22.2%
Median Time to Sale	69 Days	70 Days	-1.4%
New Pending Sales	135	161	-16.1%
New Listings	171	158	8.2%
Pending Inventory	189	198	-4.5%
Inventory (Active Listings)	445	445	0.0%
Months Supply of Inventory	4.5	4.7	-4.3%



# Monthly Distressed Market - March 2018

## Townhouses and Condos

### Martin County



		March 2018	March 2017	Percent Change Year-over-Year
Traditional	Closed Sales	123	114	7.9%
	Median Sale Price	\$140,000	\$135,500	3.3%
Foreclosure/REO	Closed Sales	3	3	0.0%
	Median Sale Price	\$139,650	\$126,800	10.1%
Short Sale	Closed Sales	0	1	-100.0%
	Median Sale Price	(No Sales)	\$375,000	N/A

