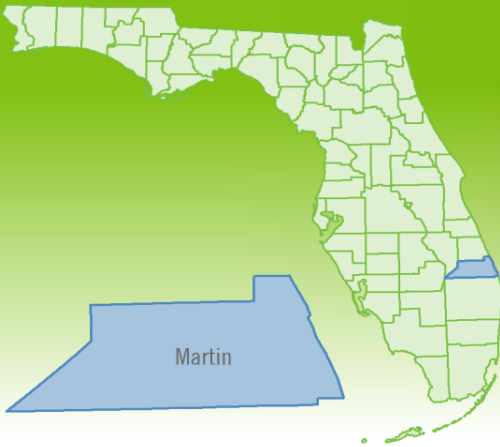


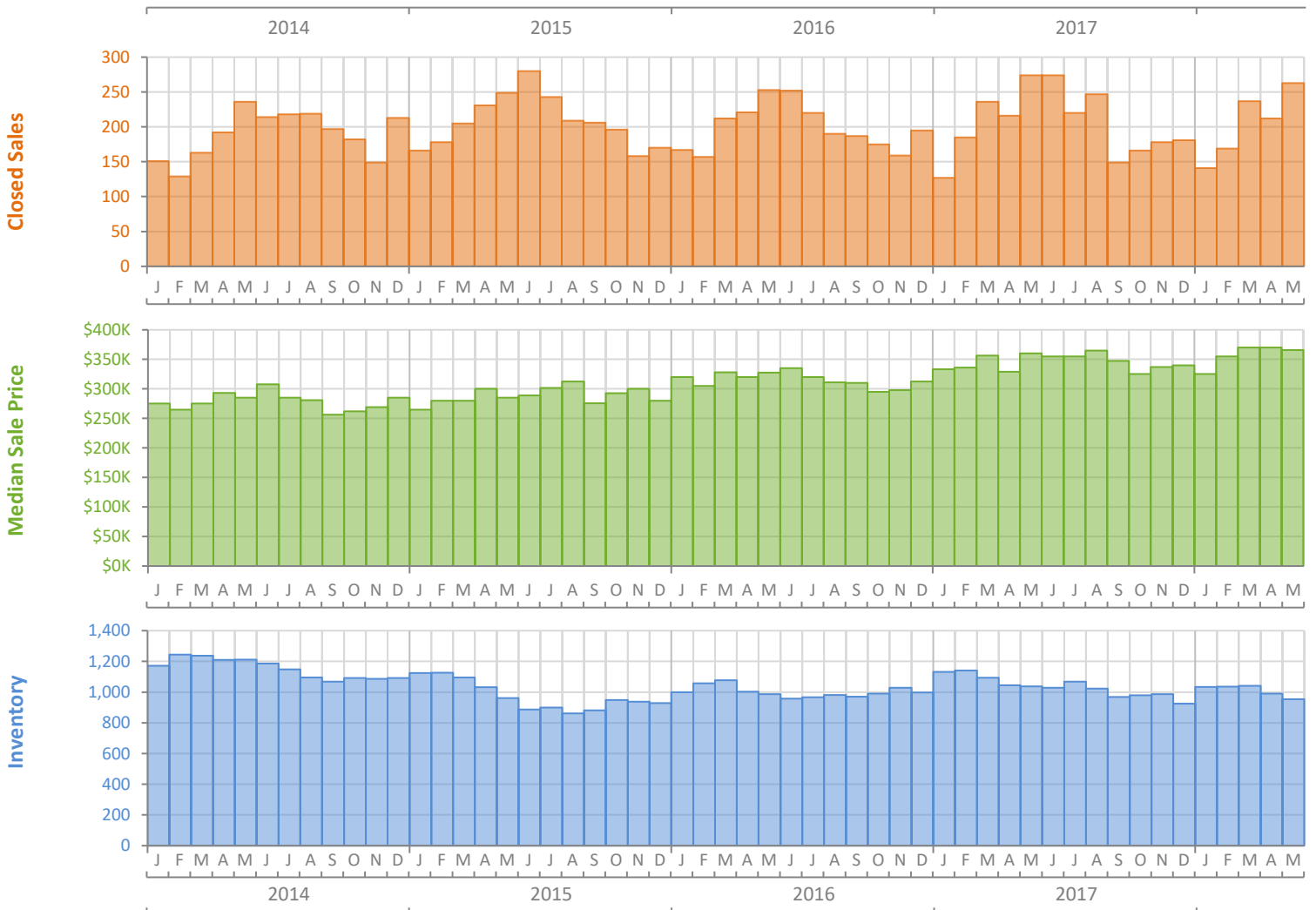
Monthly Market Summary - May 2018

Single Family Homes

Martin County



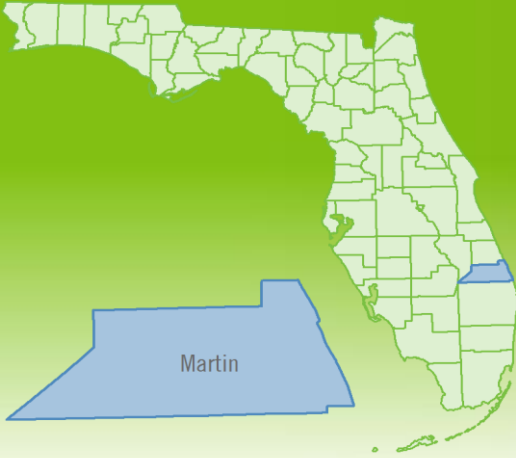
	May 2018	May 2017	Percent Change Year-over-Year
Closed Sales	263	274	-4.0%
Paid in Cash	101	105	-3.8%
Median Sale Price	\$366,000	\$359,900	1.7%
Average Sale Price	\$477,221	\$530,623	-10.1%
Dollar Volume	\$125.5 Million	\$145.4 Million	-13.7%
Med. Pct. of Orig. List Price Received	94.7%	94.8%	-0.1%
Median Time to Contract	53 Days	51 Days	3.9%
Median Time to Sale	94 Days	93 Days	1.1%
New Pending Sales	225	273	-17.6%
New Listings	250	291	-14.1%
Pending Inventory	396	411	-3.6%
Inventory (Active Listings)	954	1,038	-8.1%
Months Supply of Inventory	4.7	5.2	-9.6%



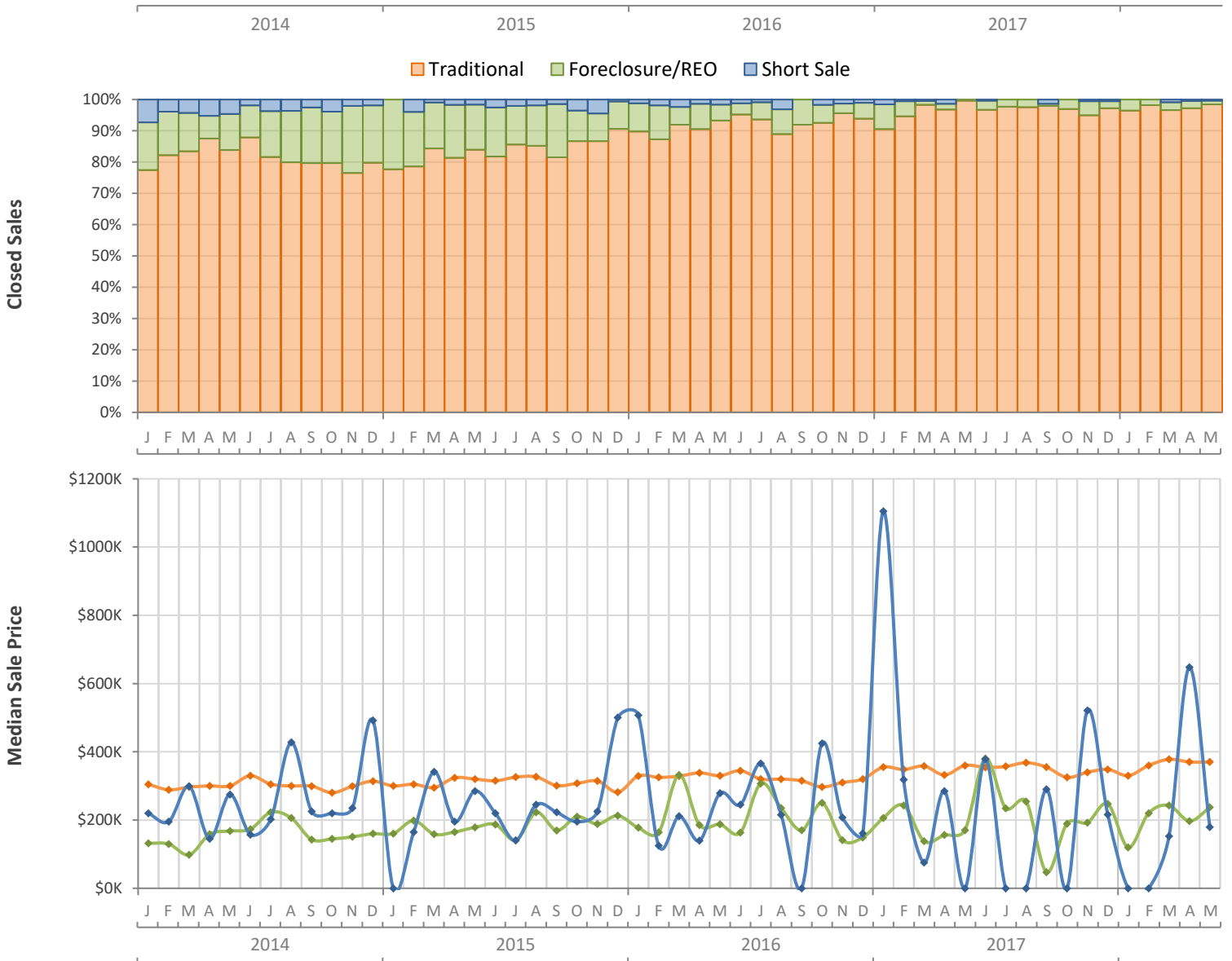
Monthly Distressed Market - May 2018

Single Family Homes

Martin County



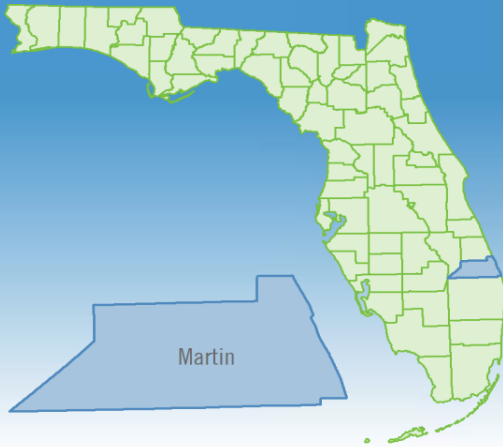
		May 2018	May 2017	Percent Change Year-over-Year
Traditional	Closed Sales	259	273	-5.1%
	Median Sale Price	\$370,000	\$359,900	2.8%
Foreclosure/REO	Closed Sales	3	1	200.0%
	Median Sale Price	\$237,000	\$170,100	39.3%
Short Sale	Closed Sales	1	0	N/A
	Median Sale Price	\$179,000	(No Sales)	N/A



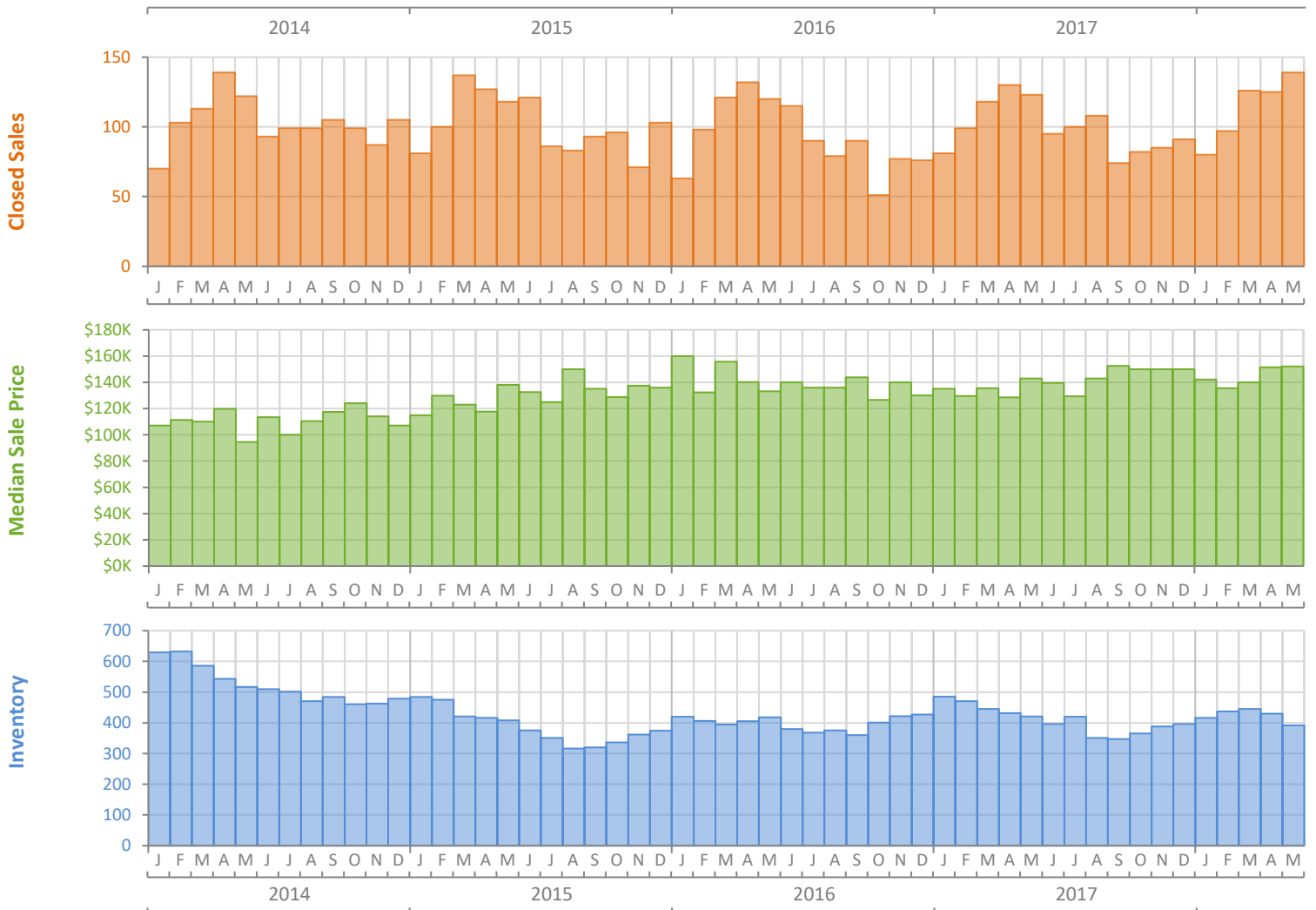
Monthly Market Summary - May 2018

Townhouses and Condos

Martin County



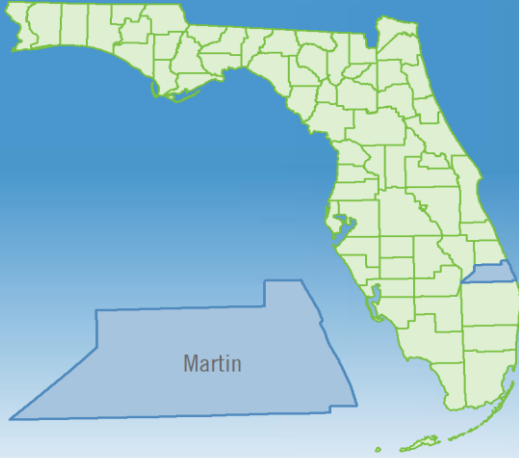
	May 2018	May 2017	Percent Change Year-over-Year
Closed Sales	139	123	13.0%
Paid in Cash	92	82	12.2%
Median Sale Price	\$152,000	\$143,000	6.3%
Average Sale Price	\$198,640	\$188,959	5.1%
Dollar Volume	\$27.6 Million	\$23.2 Million	18.8%
Med. Pct. of Orig. List Price Received	93.9%	93.8%	0.1%
Median Time to Contract	46 Days	45 Days	2.2%
Median Time to Sale	84 Days	89 Days	-5.6%
New Pending Sales	122	101	20.8%
New Listings	122	129	-5.4%
Pending Inventory	185	151	22.5%
Inventory (Active Listings)	392	421	-6.9%
Months Supply of Inventory	3.9	4.5	-13.3%



Monthly Distressed Market - May 2018

Townhouses and Condos

Martin County



		May 2018	May 2017	Percent Change Year-over-Year
Traditional	Closed Sales	137	120	14.2%
	Median Sale Price	\$152,000	\$145,000	4.8%
Foreclosure/REO	Closed Sales	2	3	-33.3%
	Median Sale Price	\$149,500	\$73,000	104.8%
Short Sale	Closed Sales	0	0	N/A
	Median Sale Price	(No Sales)	(No Sales)	N/A

