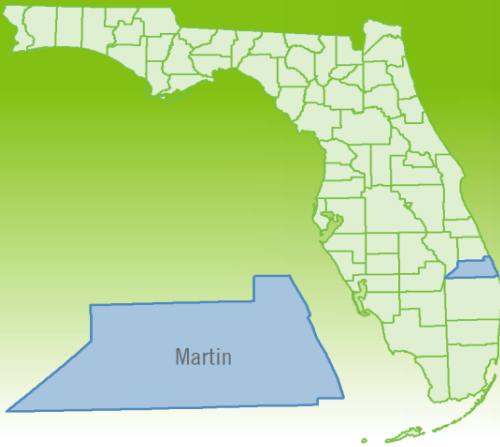


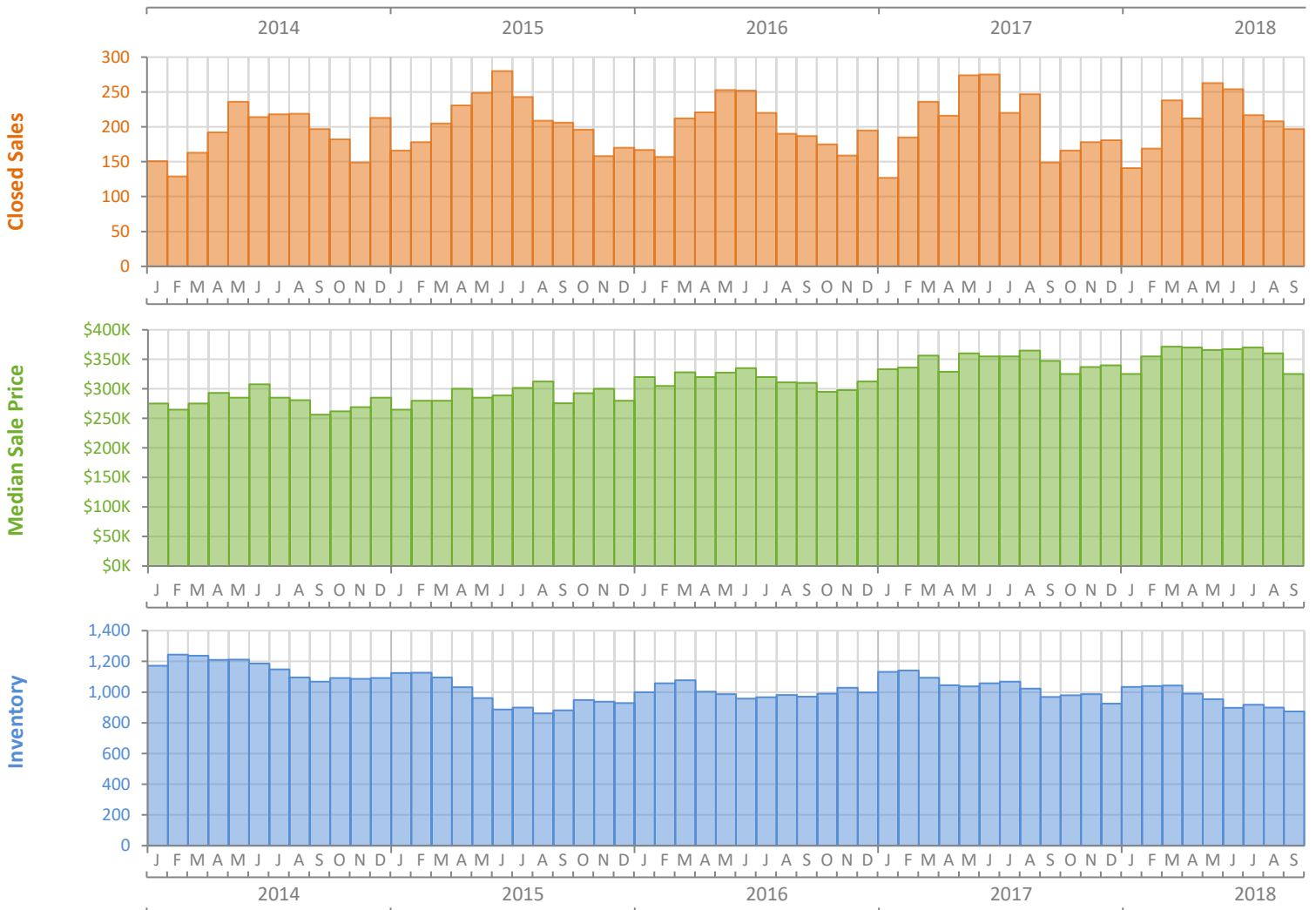
Monthly Market Summary - September 2018

Single Family Homes

Martin County



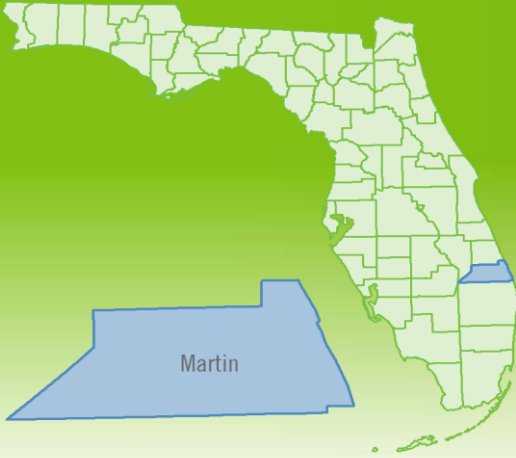
	September 2018	September 2017	Percent Change Year-over-Year
Closed Sales	197	149	32.2%
Paid in Cash	65	47	38.3%
Median Sale Price	\$325,000	\$347,600	-6.5%
Average Sale Price	\$392,218	\$399,769	-1.9%
Dollar Volume	\$77.3 Million	\$59.6 Million	29.7%
Med. Pct. of Orig. List Price Received	95.1%	95.9%	-0.8%
Median Time to Contract	38 Days	44 Days	-13.6%
Median Time to Sale	80 Days	101 Days	-20.8%
New Pending Sales	179	116	54.3%
New Listings	203	143	42.0%
Pending Inventory	277	263	5.3%
Inventory (Active Listings)	874	968	-9.7%
Months Supply of Inventory	4.3	4.7	-8.5%



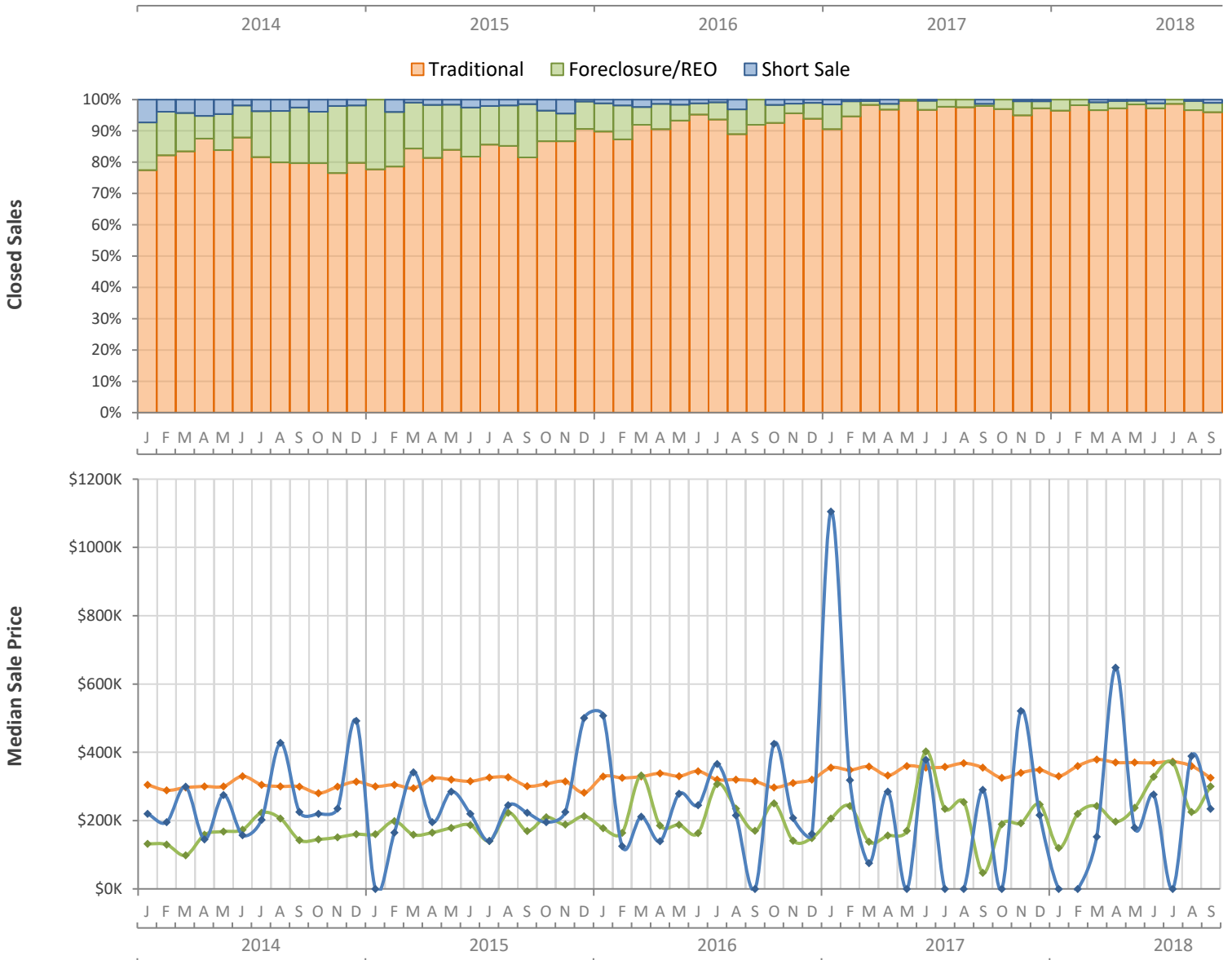
Monthly Distressed Market - September 2018

Single Family Homes

Martin County



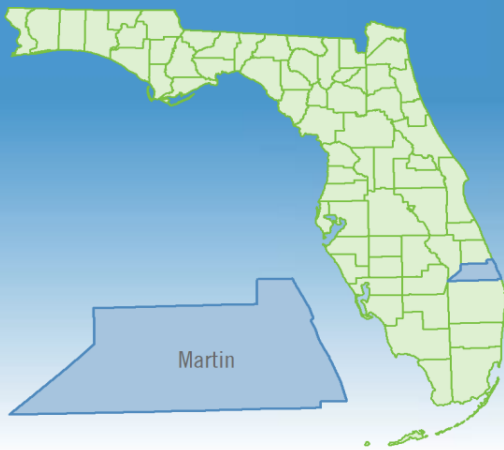
		September 2018	September 2017	Percent Change Year-over-Year
Traditional	Closed Sales	189	146	29.5%
	Median Sale Price	\$325,000	\$355,000	-8.5%
Foreclosure/REO	Closed Sales	6	1	500.0%
	Median Sale Price	\$300,000	\$47,324	533.9%
Short Sale	Closed Sales	2	2	0.0%
	Median Sale Price	\$234,000	\$290,000	-19.3%



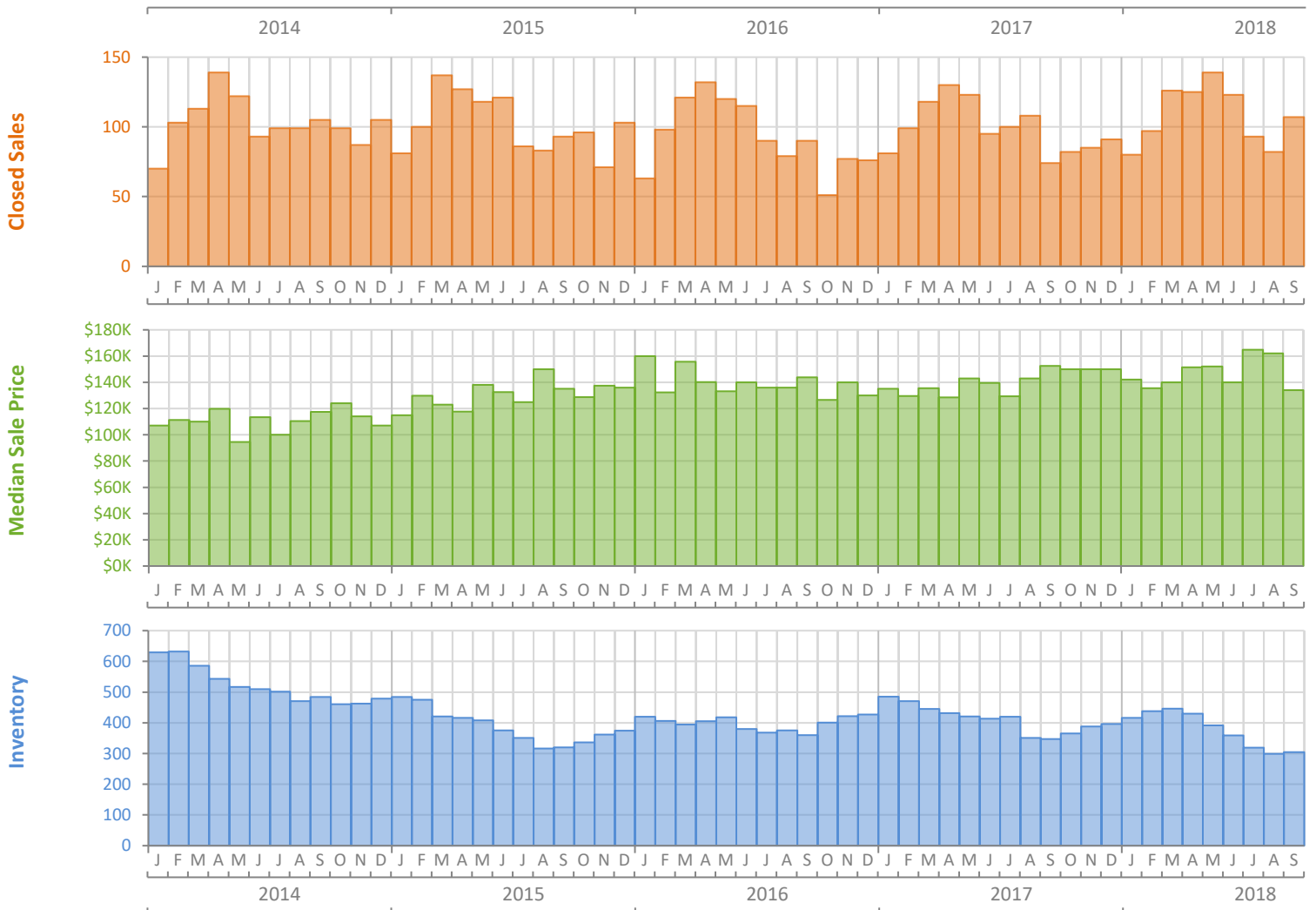
Monthly Market Summary - September 2018

Townhouses and Condos

Martin County



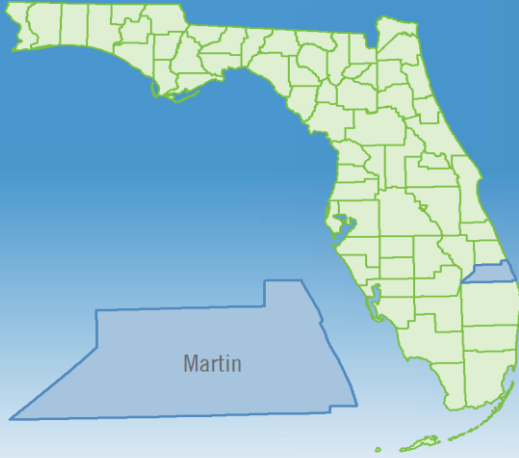
	September 2018	September 2017	Percent Change Year-over-Year
Closed Sales	107	74	44.6%
Paid in Cash	63	41	53.7%
Median Sale Price	\$134,000	\$152,500	-12.1%
Average Sale Price	\$147,657	\$191,340	-22.8%
Dollar Volume	\$15.8 Million	\$14.2 Million	11.6%
Med. Pct. of Orig. List Price Received	93.2%	93.7%	-0.5%
Median Time to Contract	35 Days	58 Days	-39.7%
Median Time to Sale	70 Days	100 Days	-30.0%
New Pending Sales	63	58	8.6%
New Listings	96	69	39.1%
Pending Inventory	125	121	3.3%
Inventory (Active Listings)	305	347	-12.1%
Months Supply of Inventory	3.0	3.7	-18.9%



Monthly Distressed Market - September 2018

Townhouses and Condos

Martin County



		September 2018	September 2017	Percent Change Year-over-Year
Traditional	Closed Sales	104	72	44.4%
	Median Sale Price	\$134,000	\$152,500	-12.1%
Foreclosure/REO	Closed Sales	3	1	200.0%
	Median Sale Price	\$152,000	\$114,900	32.3%
Short Sale	Closed Sales	0	1	-100.0%
	Median Sale Price	(No Sales)	\$195,000	N/A

