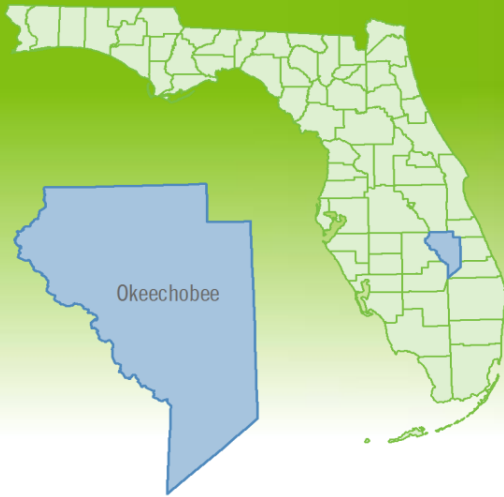


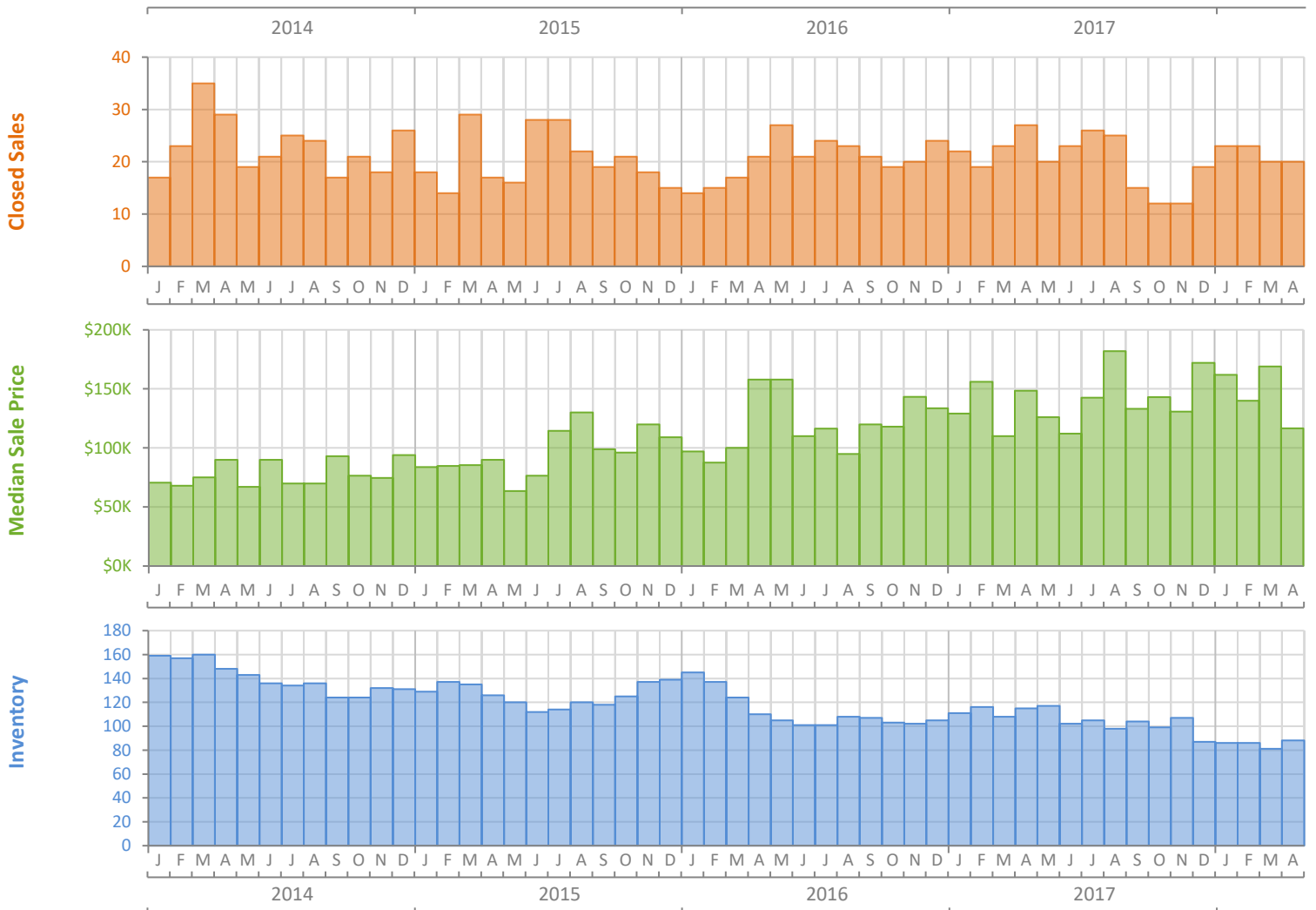
# Monthly Market Summary - April 2018

## Single Family Homes

### Okeechobee County



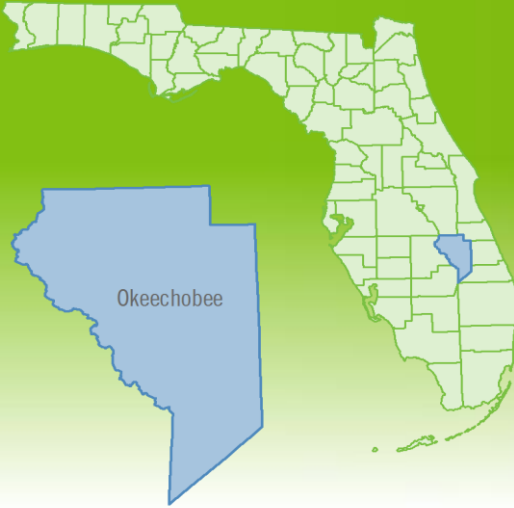
	April 2018	April 2017	Percent Change Year-over-Year
Closed Sales	20	27	-25.9%
Paid in Cash	8	7	14.3%
Median Sale Price	\$116,500	\$148,500	-21.5%
Average Sale Price	\$147,559	\$165,071	-10.6%
Dollar Volume	\$3.0 Million	\$4.5 Million	-33.8%
Med. Pct. of Orig. List Price Received	88.5%	91.7%	-3.5%
Median Time to Contract	69 Days	63 Days	9.5%
Median Time to Sale	127 Days	106 Days	19.8%
New Pending Sales	21	21	0.0%
New Listings	27	22	22.7%
Pending Inventory	39	38	2.6%
Inventory (Active Listings)	88	115	-23.5%
Months Supply of Inventory	4.4	5.1	-13.7%



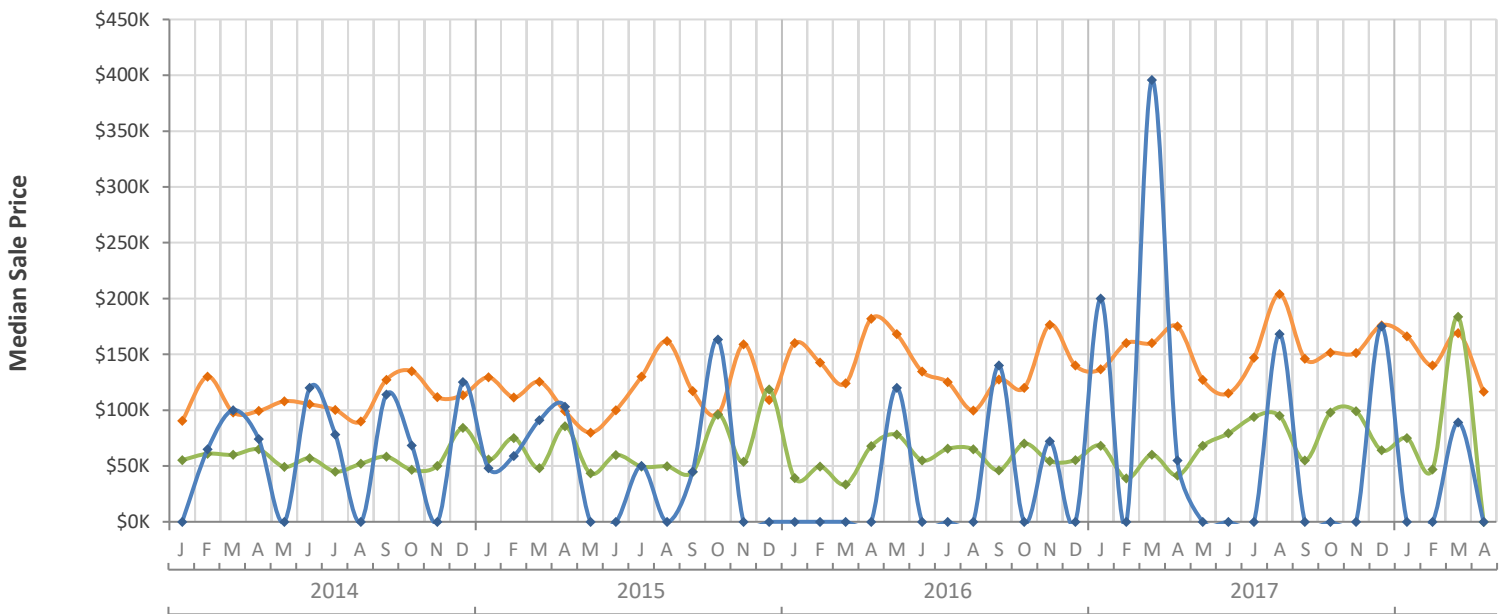
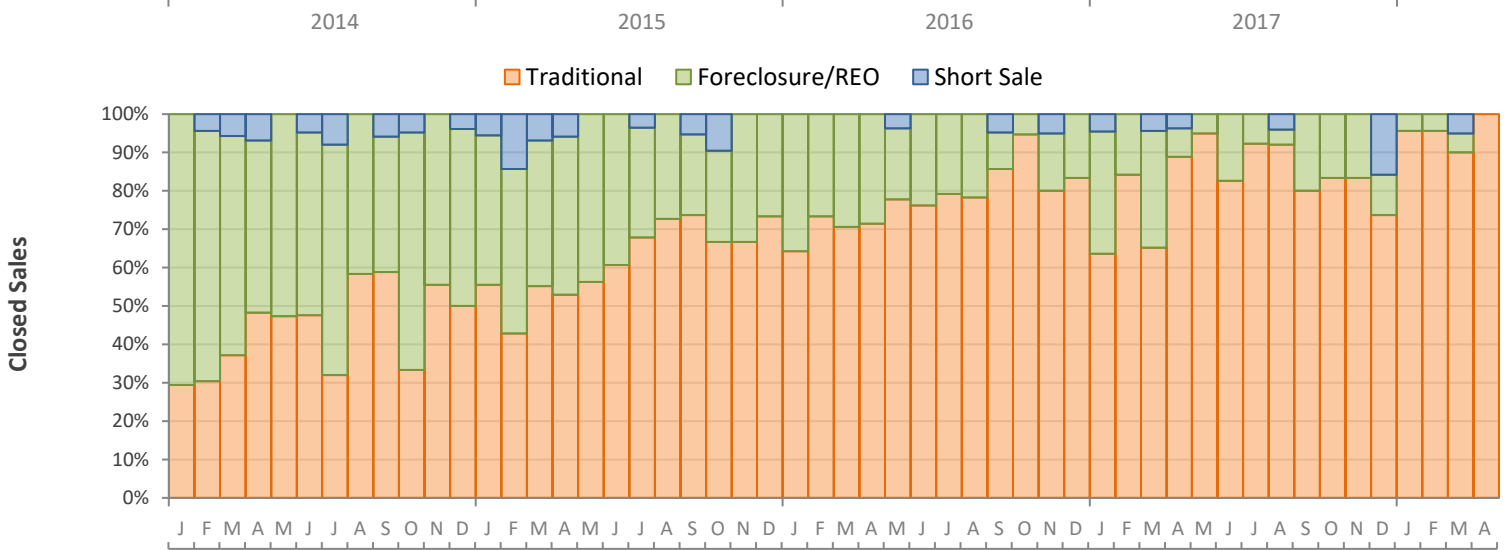
# Monthly Distressed Market - April 2018

## Single Family Homes

### Okeechobee County



		April 2018	April 2017	Percent Change Year-over-Year
Traditional	Closed Sales	20	24	-16.7%
	Median Sale Price	\$116,500	\$175,000	-33.4%
Foreclosure/REO	Closed Sales	0	2	-100.0%
	Median Sale Price	(No Sales)	\$41,500	N/A
Short Sale	Closed Sales	0	1	-100.0%
	Median Sale Price	(No Sales)	\$55,000	N/A



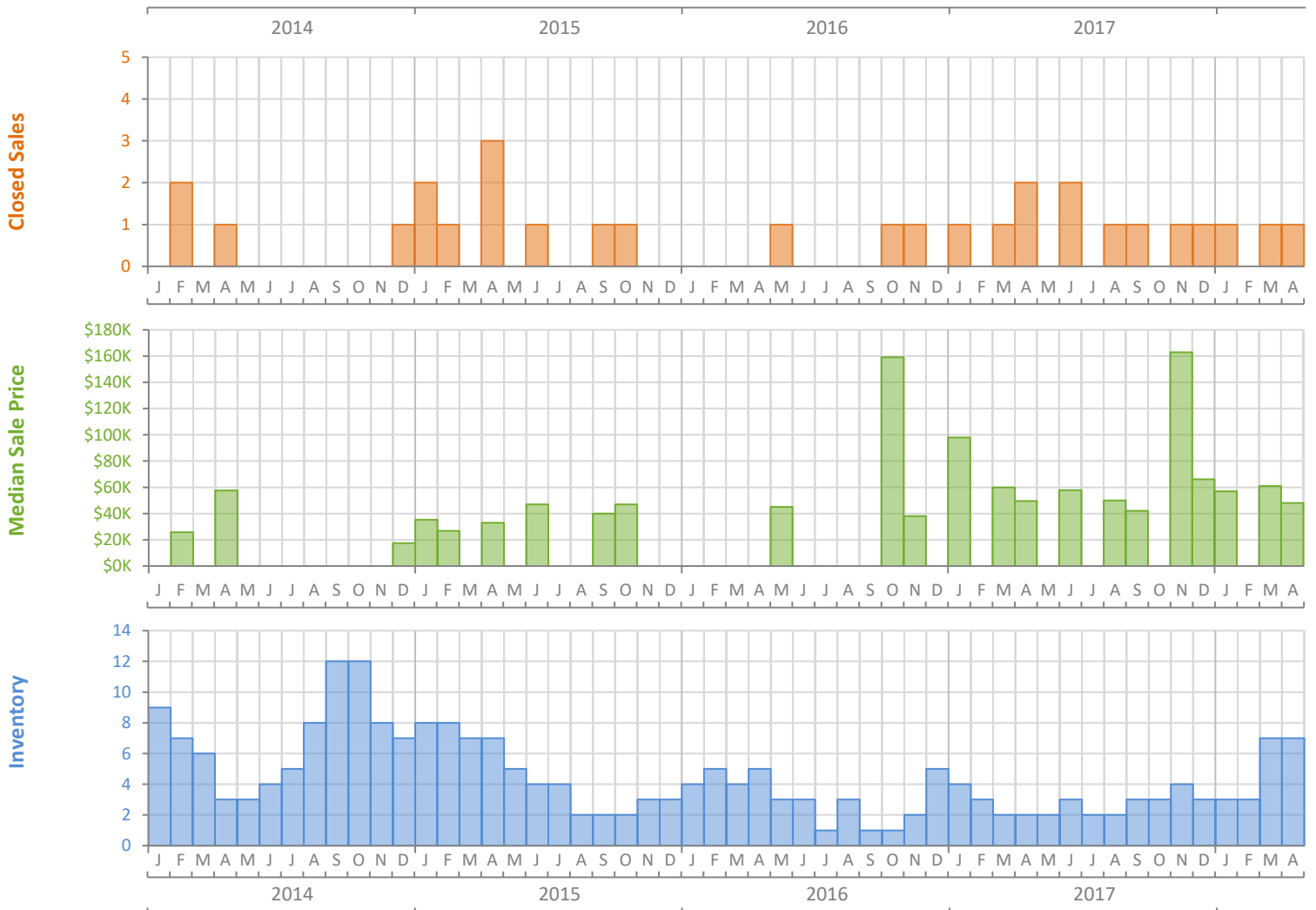
# Monthly Market Summary - April 2018

## Townhouses and Condos

### Okeechobee County



	April 2018	April 2017	Percent Change Year-over-Year
Closed Sales	1	2	-50.0%
Paid in Cash	1	2	-50.0%
Median Sale Price	\$48,000	\$49,500	-3.0%
Average Sale Price	\$48,000	\$49,500	-3.0%
Dollar Volume	\$48,000	\$99,000	-51.5%
Med. Pct. of Orig. List Price Received	80.0%	86.7%	-7.7%
Median Time to Contract	1157 Days	12 Days	9541.7%
Median Time to Sale	1177 Days	28 Days	4103.6%
New Pending Sales	1	1	0.0%
New Listings	2	1	100.0%
Pending Inventory	0	0	N/A
Inventory (Active Listings)	7	2	250.0%
Months Supply of Inventory	9.3	3.4	173.5%



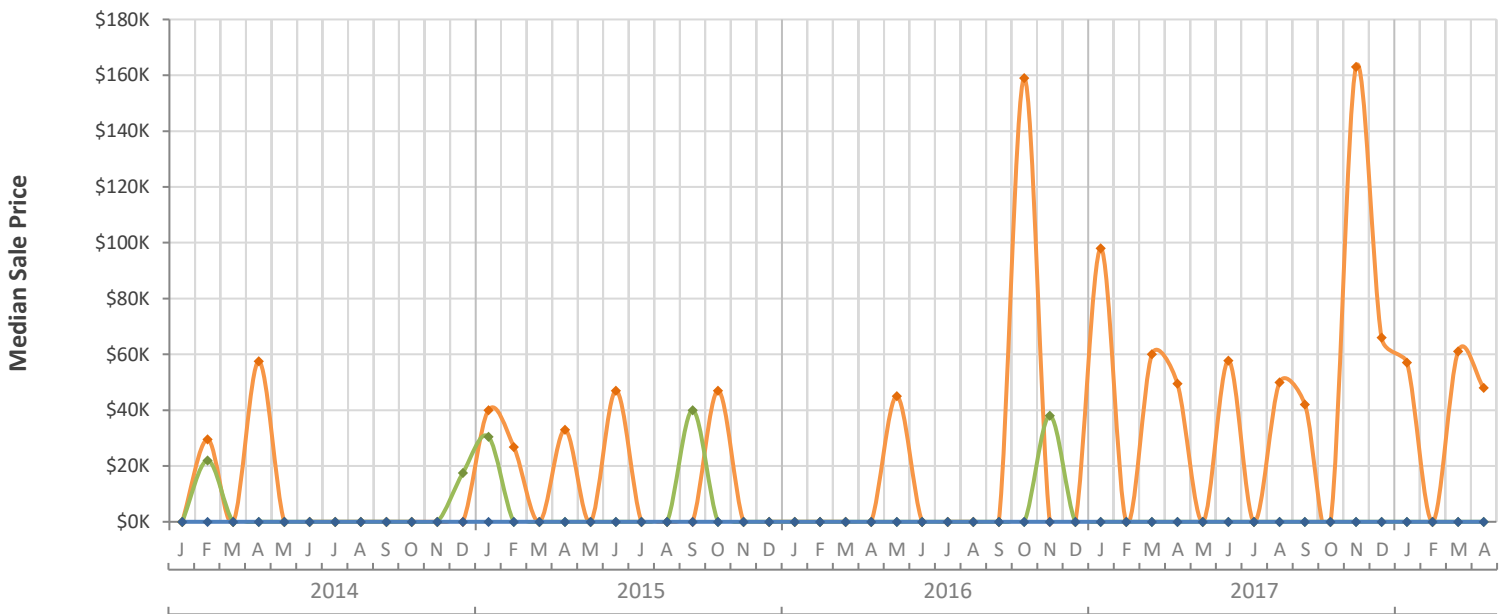
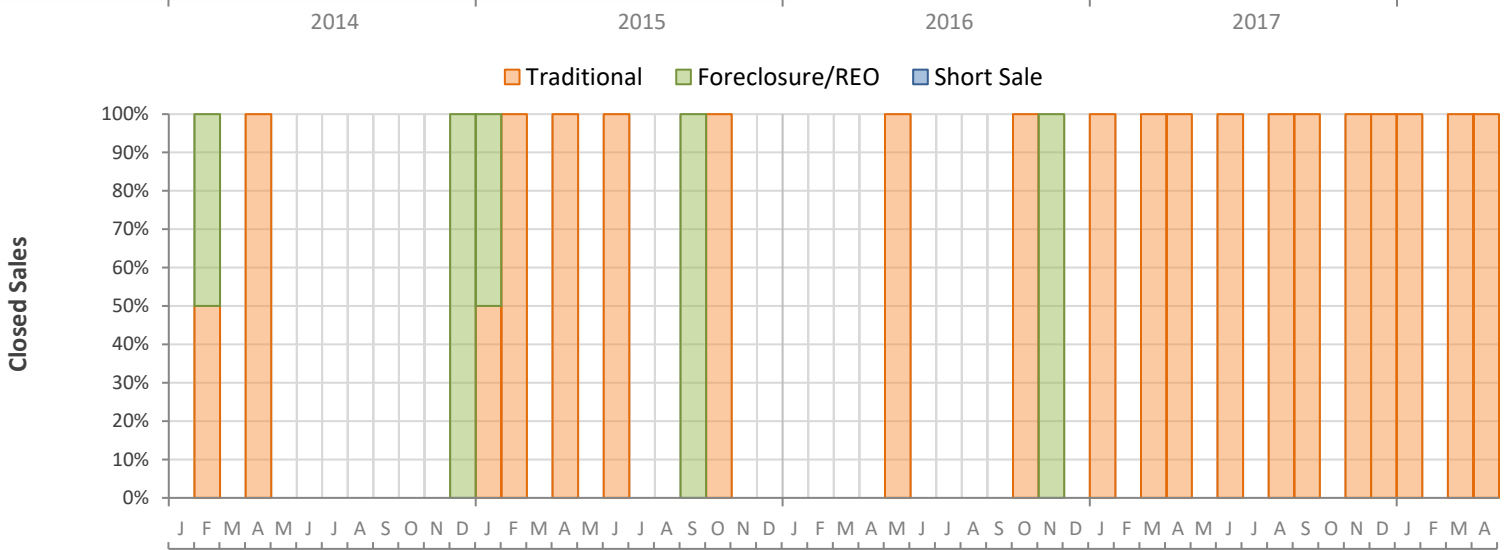
# Monthly Distressed Market - April 2018

## Townhouses and Condos

### Okeechobee County



		April 2018	April 2017	Percent Change Year-over-Year
Traditional	Closed Sales	1	2	-50.0%
	Median Sale Price	\$48,000	\$49,500	-3.0%
Foreclosure/REO	Closed Sales	0	0	N/A
	Median Sale Price	(No Sales)	(No Sales)	N/A
Short Sale	Closed Sales	0	0	N/A
	Median Sale Price	(No Sales)	(No Sales)	N/A



Produced by Florida REALTORS® with data provided by Florida's multiple listing services. Statistics for each month compiled from MLS feeds on the 15th day of the following month. Data released on Thursday, May 24, 2018. Next data release is Wednesday, June 20, 2018.