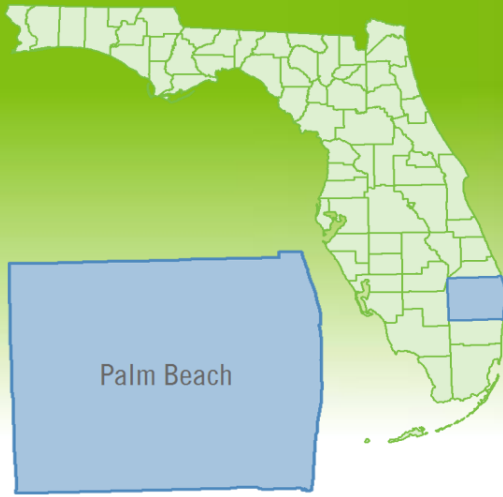


# Quarterly Market Summary - Q1 2018

## Single Family Homes

### Palm Beach County



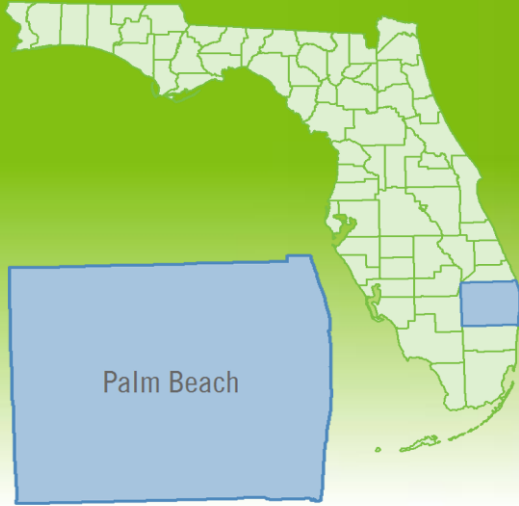
	Q1 2018	Q1 2017	Percent Change Year-over-Year
Closed Sales	3,988	3,982	0.2%
Paid in Cash	1,531	1,551	-1.3%
Median Sale Price	\$339,999	\$316,475	7.4%
Average Sale Price	\$591,974	\$521,857	13.4%
Dollar Volume	\$2.4 Billion	\$2.1 Billion	13.6%
Med. Pct. of Orig. List Price Received	94.7%	94.4%	0.3%
Median Time to Contract	52 Days	59 Days	-11.9%
Median Time to Sale	95 Days	104 Days	-8.7%
New Pending Sales	5,525	5,608	-1.5%
New Listings	6,854	6,920	-1.0%
Pending Inventory	3,206	3,333	-3.8%
Inventory (Active Listings)	7,333	7,655	-4.2%
Months Supply of Inventory	5.1	5.2	-1.9%



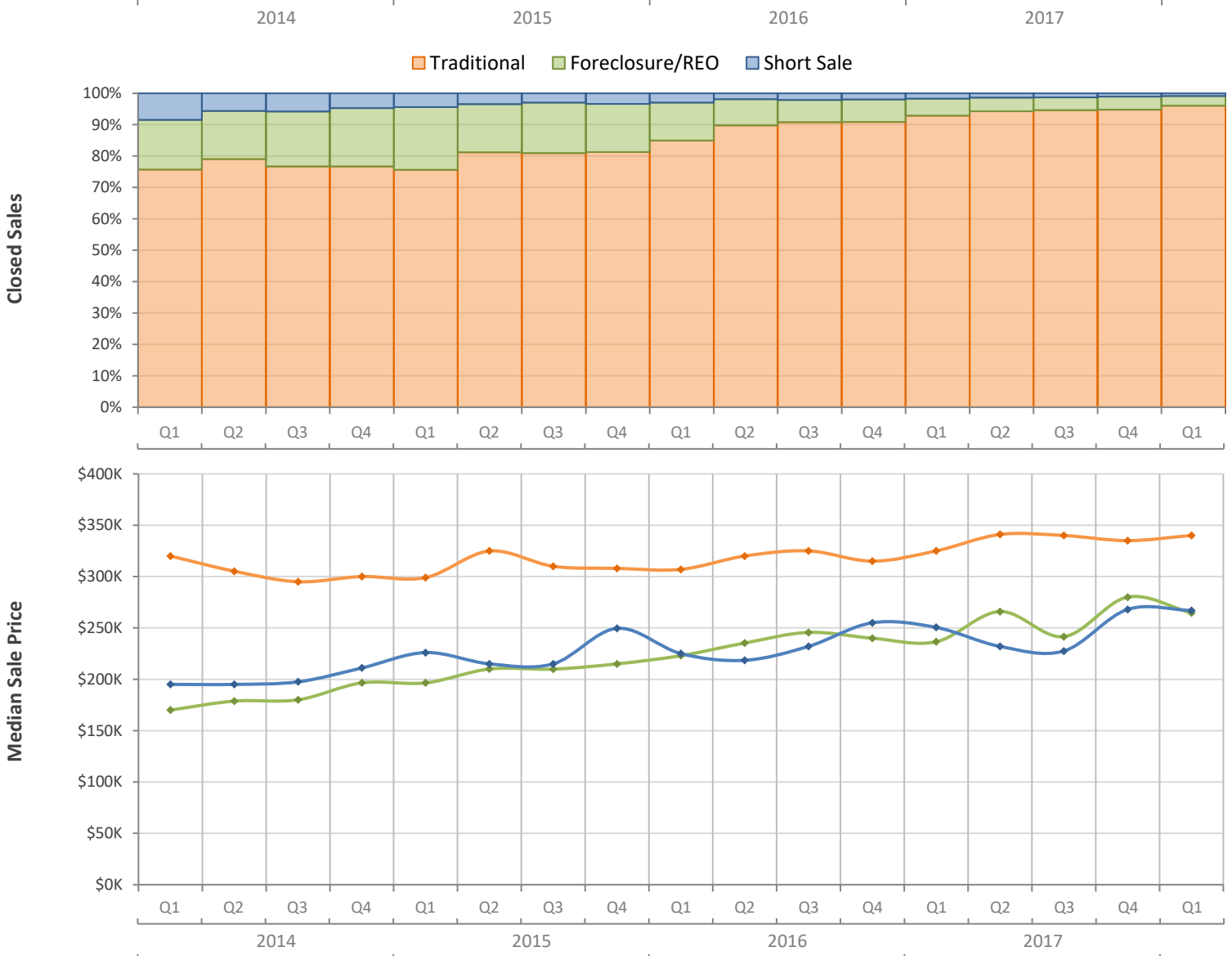
# Quarterly Distressed Market - Q1 2018

## Single Family Homes

### Palm Beach County



		Q1 2018	Q1 2017	Percent Change Year-over-Year
Traditional	Closed Sales	3,830	3,698	3.6%
	Median Sale Price	\$340,000	\$325,000	4.6%
Foreclosure/REO	Closed Sales	123	215	-42.8%
	Median Sale Price	\$264,700	\$236,500	11.9%
Short Sale	Closed Sales	35	69	-49.3%
	Median Sale Price	\$267,000	\$250,500	6.6%



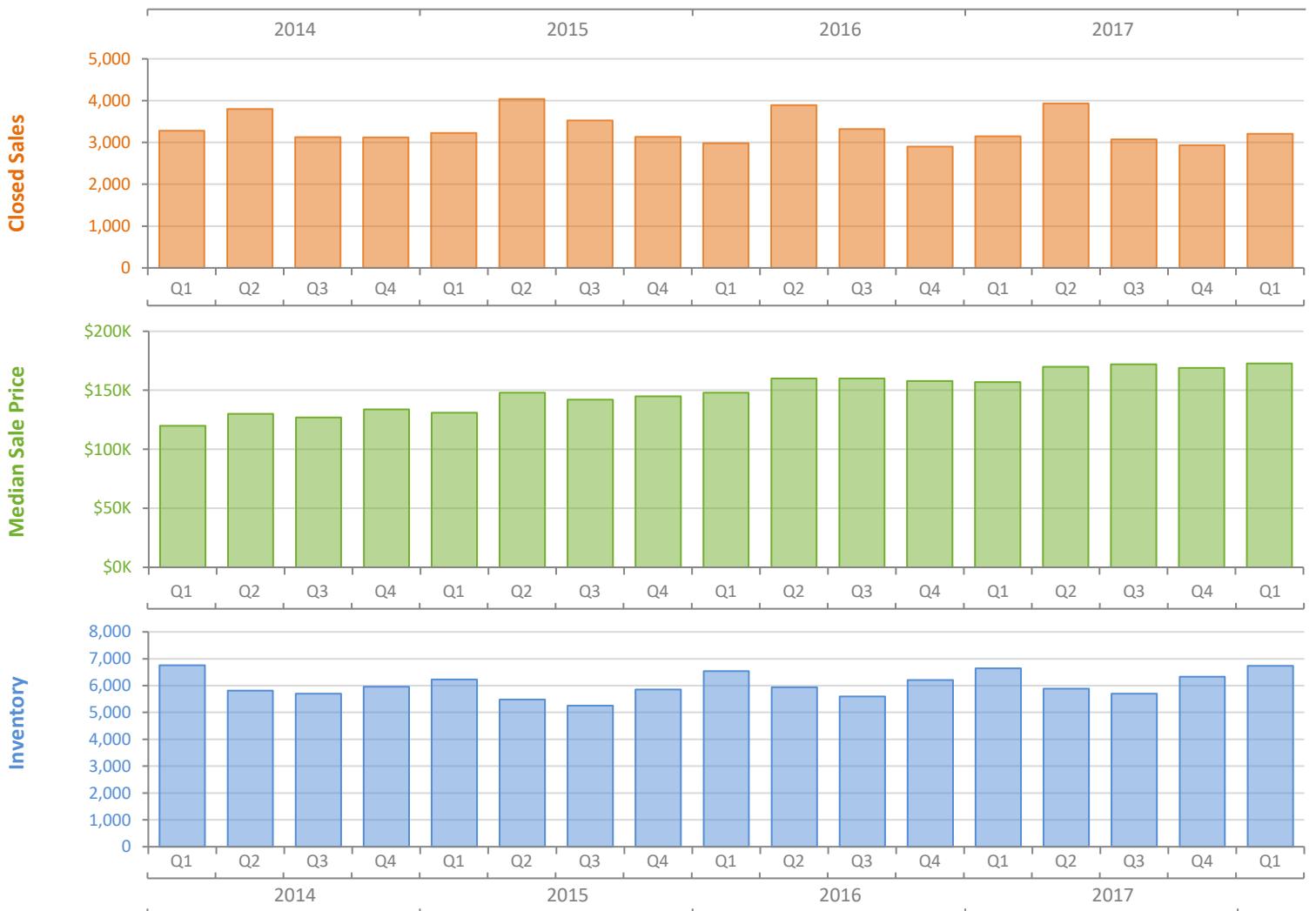
# Quarterly Market Summary - Q1 2018

## Townhouses and Condos

### Palm Beach County



	Q1 2018	Q1 2017	Percent Change Year-over-Year
Closed Sales	3,211	3,149	2.0%
Paid in Cash	1,998	2,051	-2.6%
Median Sale Price	\$172,700	\$157,000	10.0%
Average Sale Price	\$271,793	\$259,173	4.9%
Dollar Volume	\$872.7 Million	\$816.1 Million	6.9%
Med. Pct. of Orig. List Price Received	94.0%	93.5%	0.5%
Median Time to Contract	51 Days	53 Days	-3.8%
Median Time to Sale	92 Days	92 Days	0.0%
New Pending Sales	4,477	4,408	1.6%
New Listings	5,922	5,780	2.5%
Pending Inventory	2,629	2,551	3.1%
Inventory (Active Listings)	6,737	6,644	1.4%
Months Supply of Inventory	6.1	6.0	1.7%



# Quarterly Distressed Market - Q1 2018

## Townhouses and Condos

### Palm Beach County



		Q1 2018	Q1 2017	Percent Change Year-over-Year
Traditional	Closed Sales	3,100	2,977	4.1%
	Median Sale Price	\$175,000	\$160,000	9.4%
Foreclosure/REO	Closed Sales	87	154	-43.5%
	Median Sale Price	\$115,700	\$122,127	-5.3%
Short Sale	Closed Sales	24	18	33.3%
	Median Sale Price	\$142,450	\$124,000	14.9%

