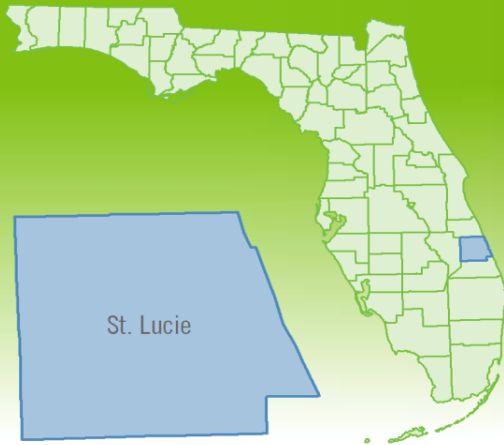


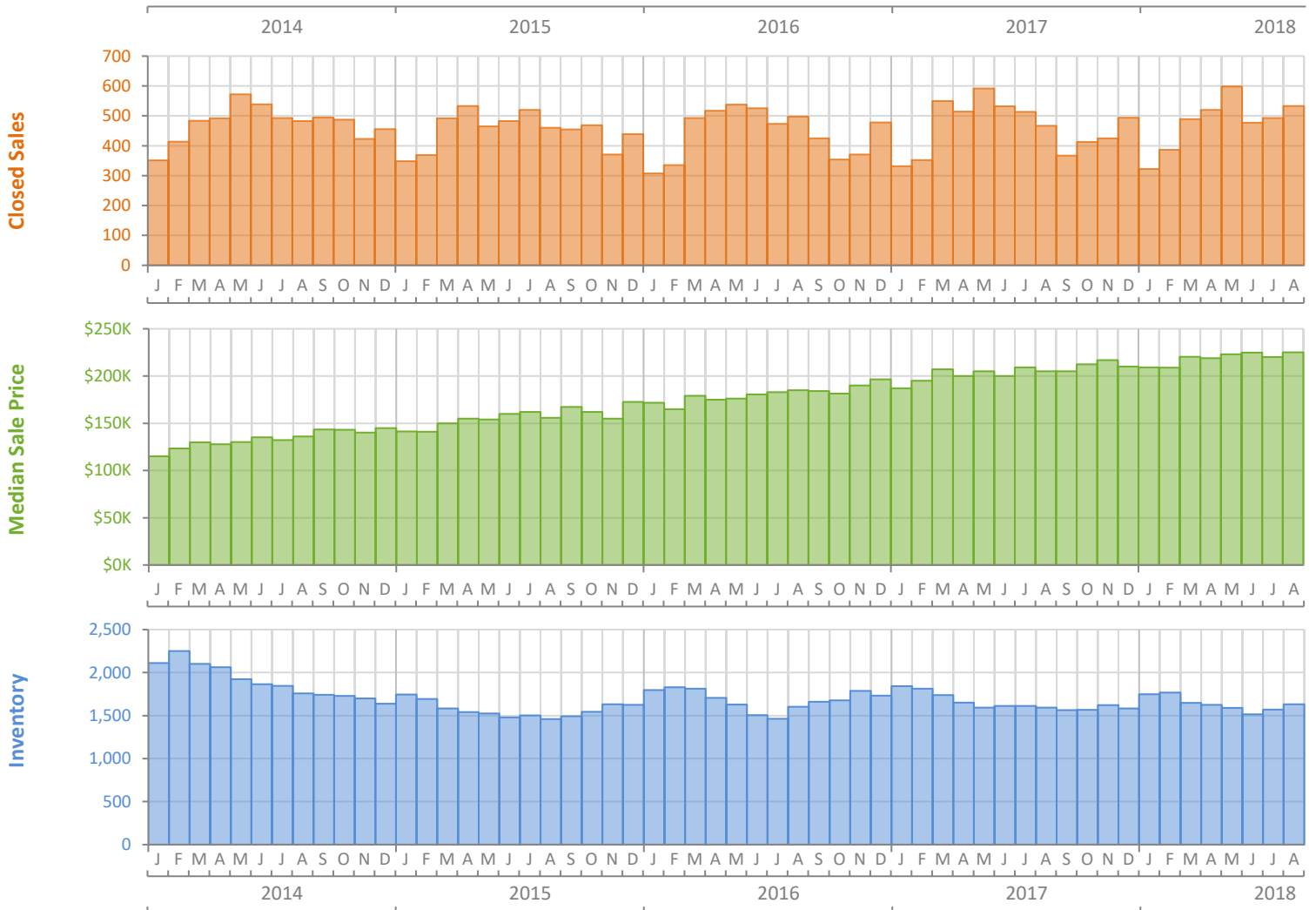
Monthly Market Summary - August 2018

Single Family Homes

St. Lucie County



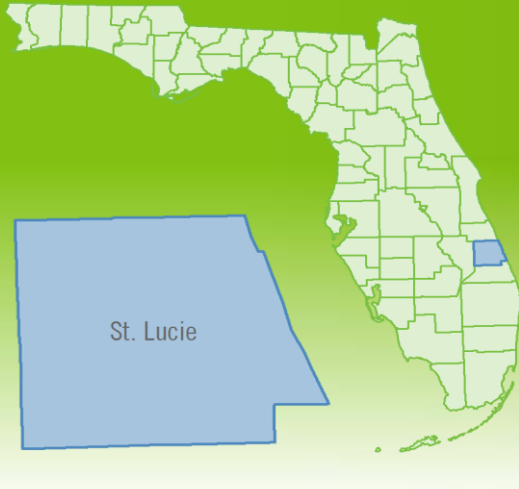
	August 2018	August 2017	Percent Change Year-over-Year
Closed Sales	533	467	14.1%
Paid in Cash	119	109	9.2%
Median Sale Price	\$225,000	\$205,000	9.8%
Average Sale Price	\$235,960	\$217,069	8.7%
Dollar Volume	\$125.8 Million	\$101.4 Million	24.1%
Med. Pct. of Orig. List Price Received	96.6%	96.7%	-0.1%
Median Time to Contract	37 Days	34 Days	8.8%
Median Time to Sale	80 Days	80 Days	0.0%
New Pending Sales	535	568	-5.8%
New Listings	685	642	6.7%
Pending Inventory	831	855	-2.8%
Inventory (Active Listings)	1,633	1,592	2.6%
Months Supply of Inventory	3.6	3.5	2.9%



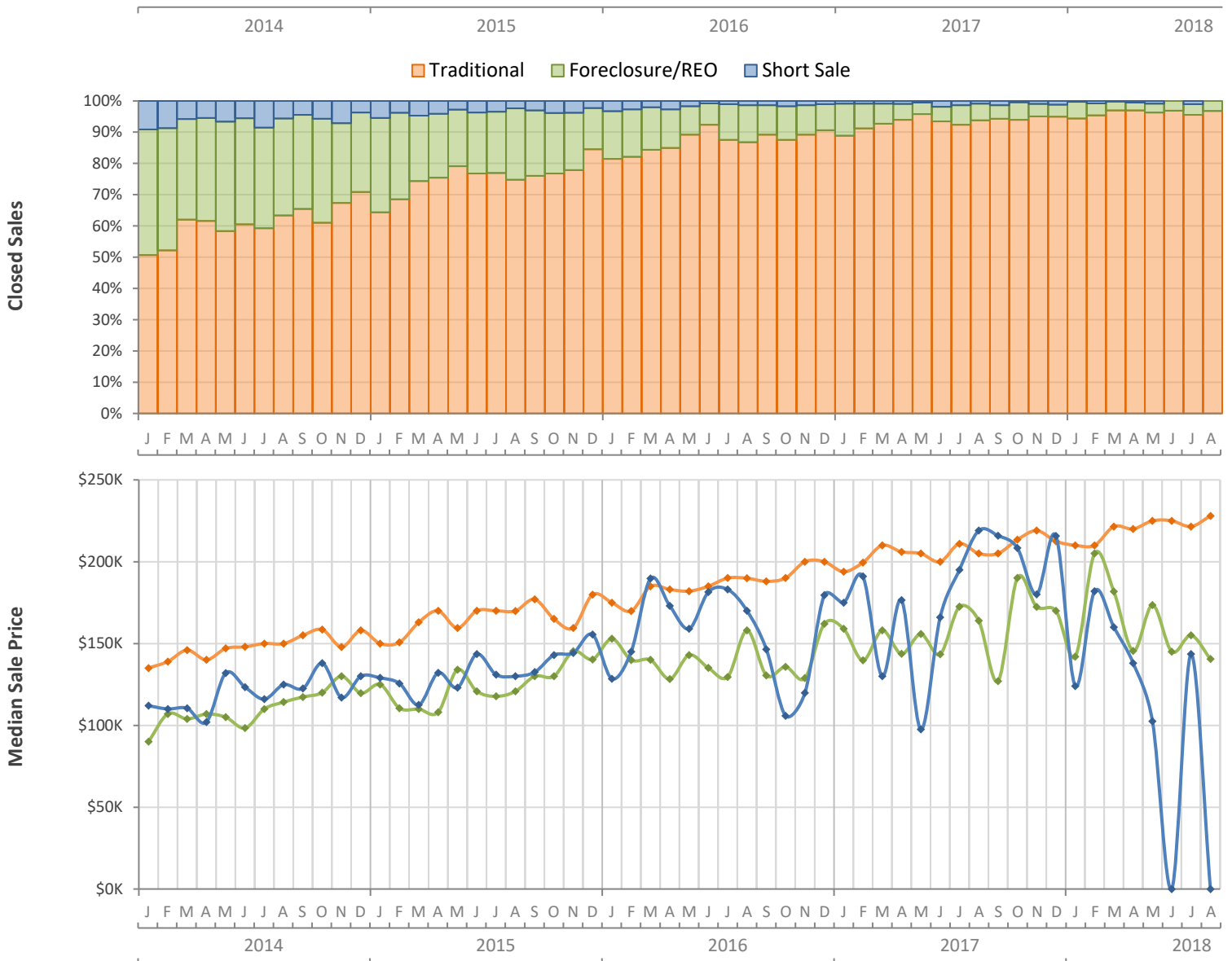
Monthly Distressed Market - August 2018

Single Family Homes

St. Lucie County



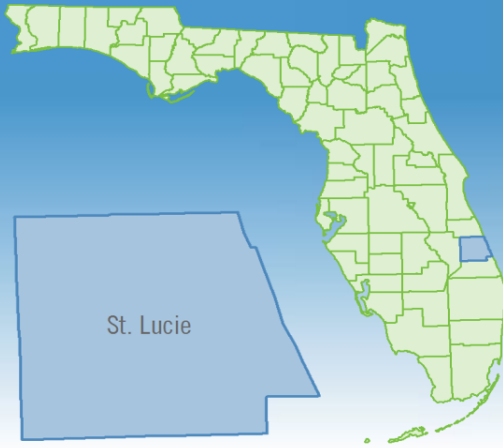
		August 2018	August 2017	Percent Change Year-over-Year
Traditional	Closed Sales	516	438	17.8%
	Median Sale Price	\$228,000	\$205,000	11.2%
Foreclosure/REO	Closed Sales	17	25	-32.0%
	Median Sale Price	\$140,500	\$164,000	-14.3%
Short Sale	Closed Sales	0	4	-100.0%
	Median Sale Price	(No Sales)	\$219,000	N/A



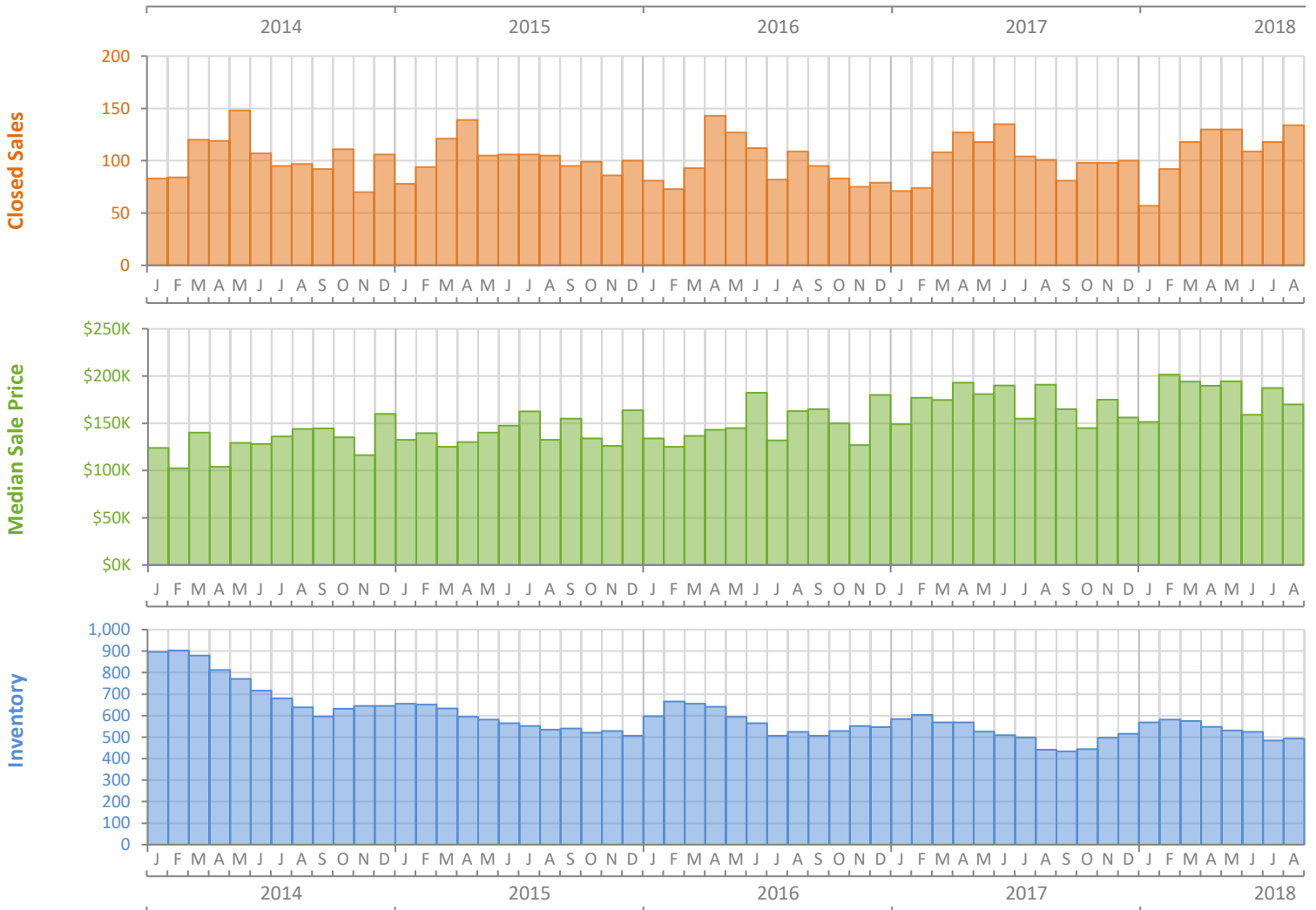
Monthly Market Summary - August 2018

Townhouses and Condos

St. Lucie County



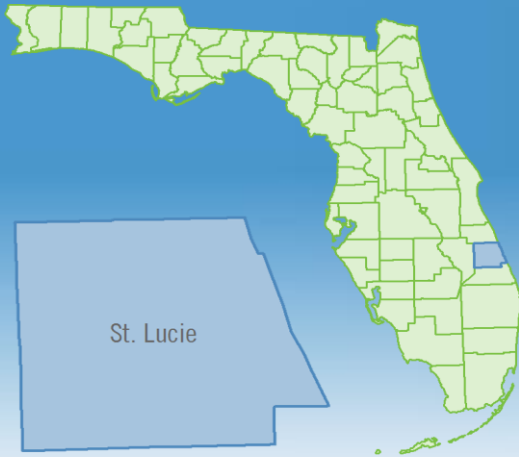
	August 2018	August 2017	Percent Change Year-over-Year
Closed Sales	134	101	32.7%
Paid in Cash	72	61	18.0%
Median Sale Price	\$169,900	\$191,000	-11.0%
Average Sale Price	\$277,385	\$231,838	19.6%
Dollar Volume	\$37.2 Million	\$23.4 Million	58.7%
Med. Pct. of Orig. List Price Received	95.5%	95.4%	0.1%
Median Time to Contract	48 Days	59 Days	-18.6%
Median Time to Sale	88 Days	105 Days	-16.2%
New Pending Sales	111	117	-5.1%
New Listings	149	101	47.5%
Pending Inventory	134	166	-19.3%
Inventory (Active Listings)	493	441	11.8%
Months Supply of Inventory	4.7	4.5	4.4%



Monthly Distressed Market - August 2018

Townhouses and Condos

St. Lucie County



		August 2018	August 2017	Percent Change Year-over-Year
Traditional	Closed Sales	131	99	32.3%
	Median Sale Price	\$169,450	\$191,000	-11.3%
Foreclosure/REO	Closed Sales	3	1	200.0%
	Median Sale Price	\$255,900	\$267,500	-4.3%
Short Sale	Closed Sales	0	1	-100.0%
	Median Sale Price	(No Sales)	\$76,000	N/A

