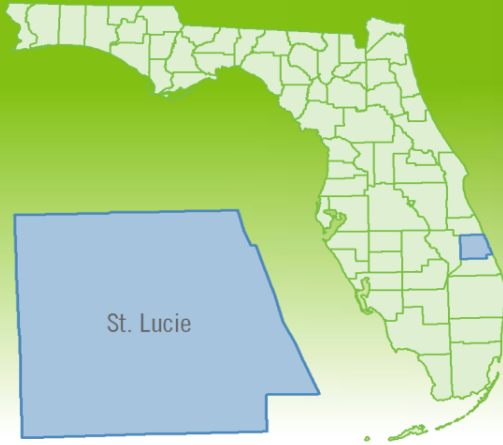


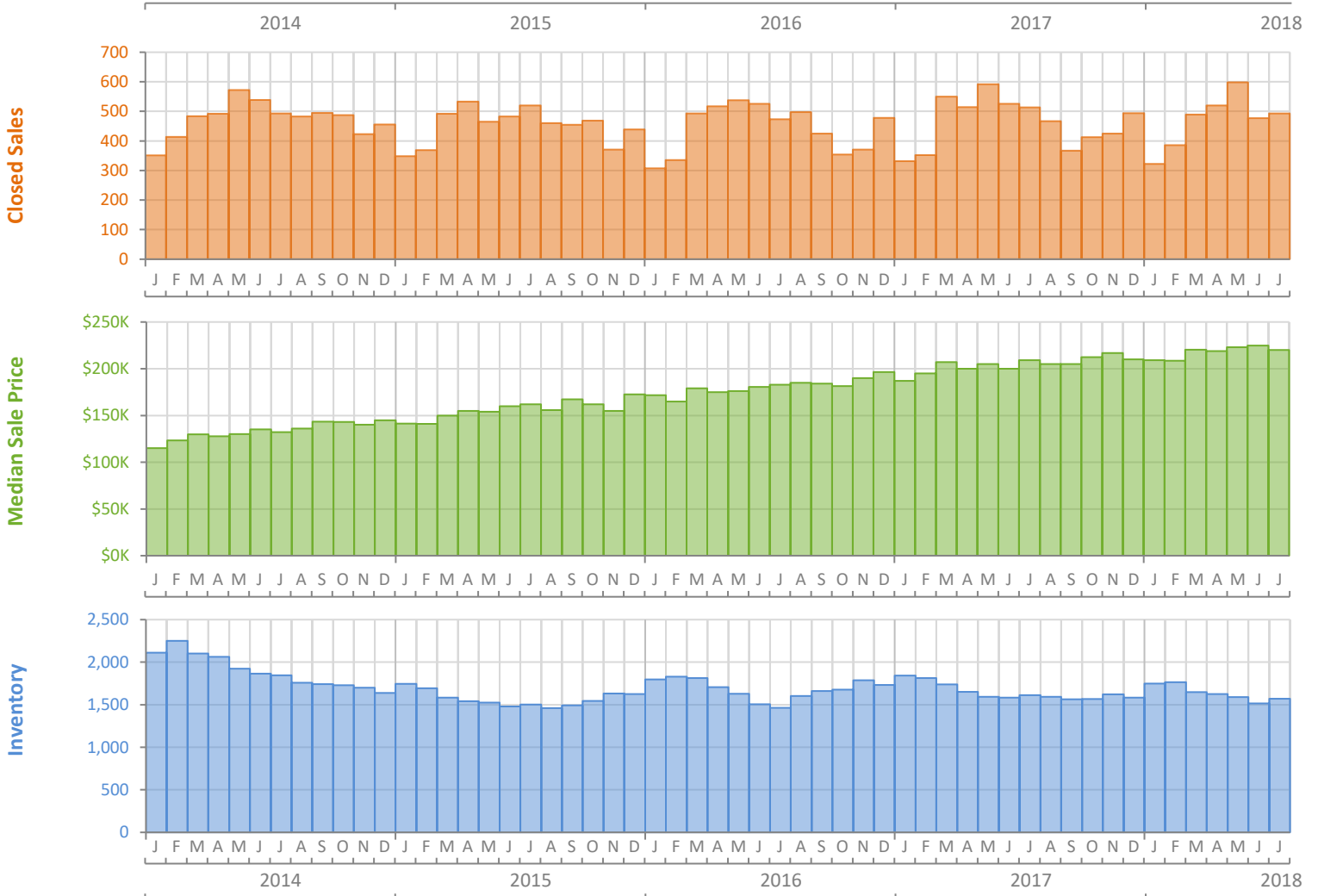
Monthly Market Summary - July 2018

Single Family Homes

St. Lucie County



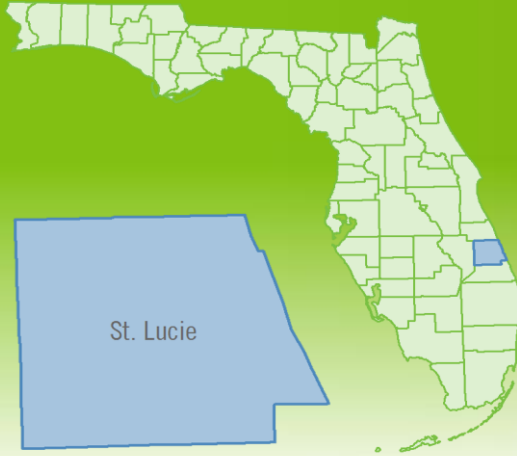
	July 2018	July 2017	Percent Change Year-over-Year
Closed Sales	493	513	-3.9%
Paid in Cash	122	122	0.0%
Median Sale Price	\$219,950	\$209,250	5.1%
Average Sale Price	\$229,989	\$220,980	4.1%
Dollar Volume	\$113.4 Million	\$113.4 Million	0.0%
Med. Pct. of Orig. List Price Received	97.0%	96.7%	0.3%
Median Time to Contract	38 Days	37 Days	2.7%
Median Time to Sale	80 Days	80 Days	0.0%
New Pending Sales	531	518	2.5%
New Listings	656	623	5.3%
Pending Inventory	891	825	8.0%
Inventory (Active Listings)	1,570	1,613	-2.7%
Months Supply of Inventory	3.5	3.5	0.0%



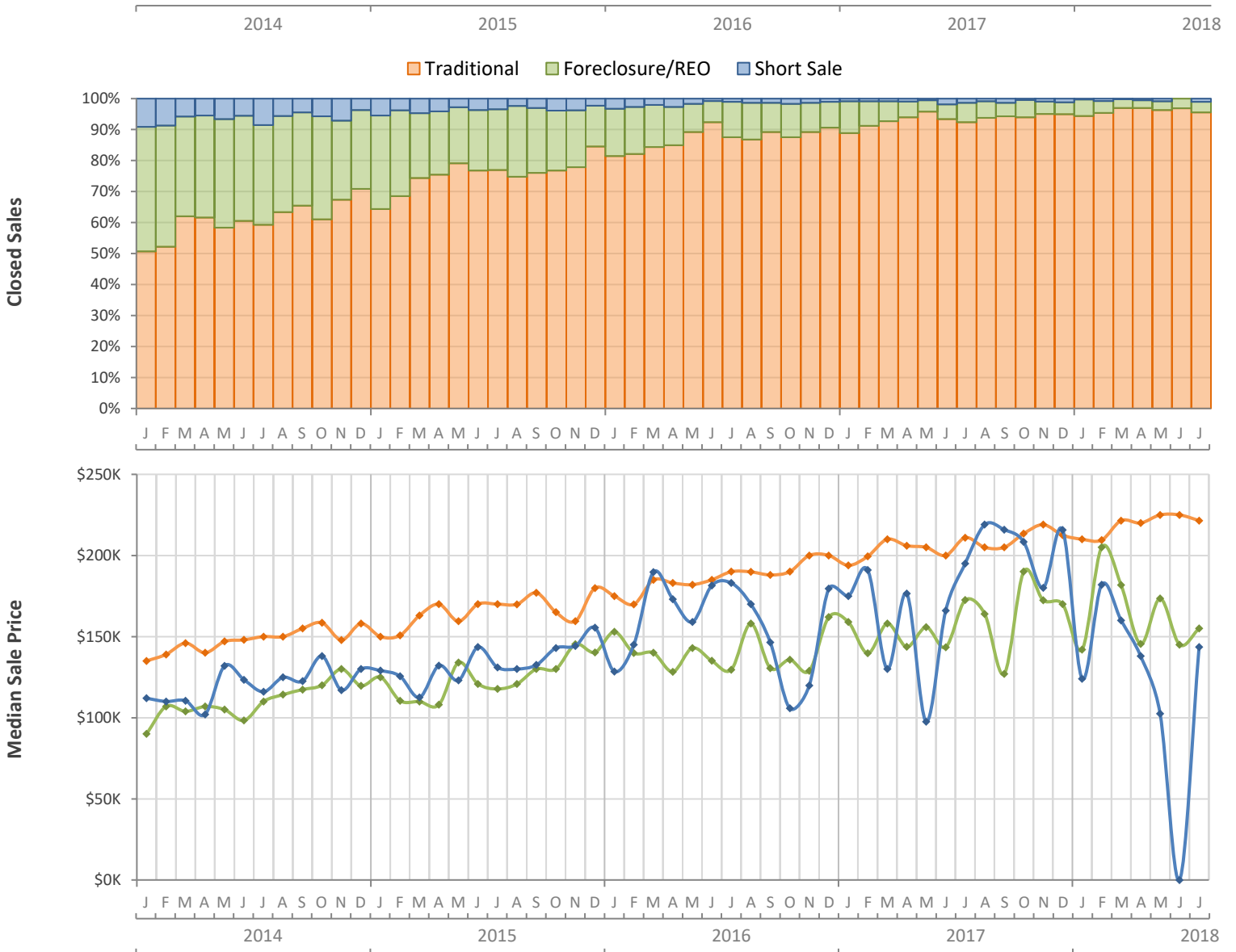
Monthly Distressed Market - July 2018

Single Family Homes

St. Lucie County



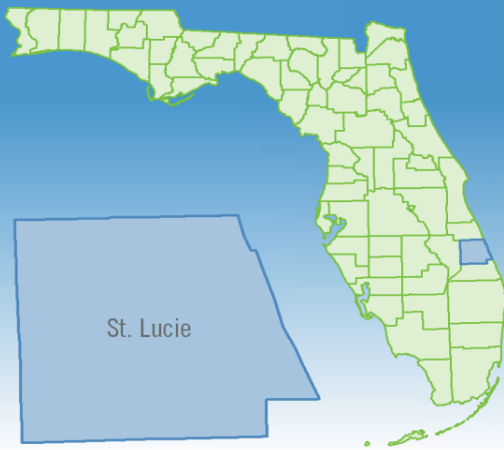
		July 2018	July 2017	Percent Change Year-over-Year
Traditional	Closed Sales	471	474	-0.6%
	Median Sale Price	\$221,500	\$211,000	5.0%
Foreclosure/REO	Closed Sales	17	32	-46.9%
	Median Sale Price	\$155,000	\$172,500	-10.1%
Short Sale	Closed Sales	5	7	-28.6%
	Median Sale Price	\$143,500	\$195,000	-26.4%



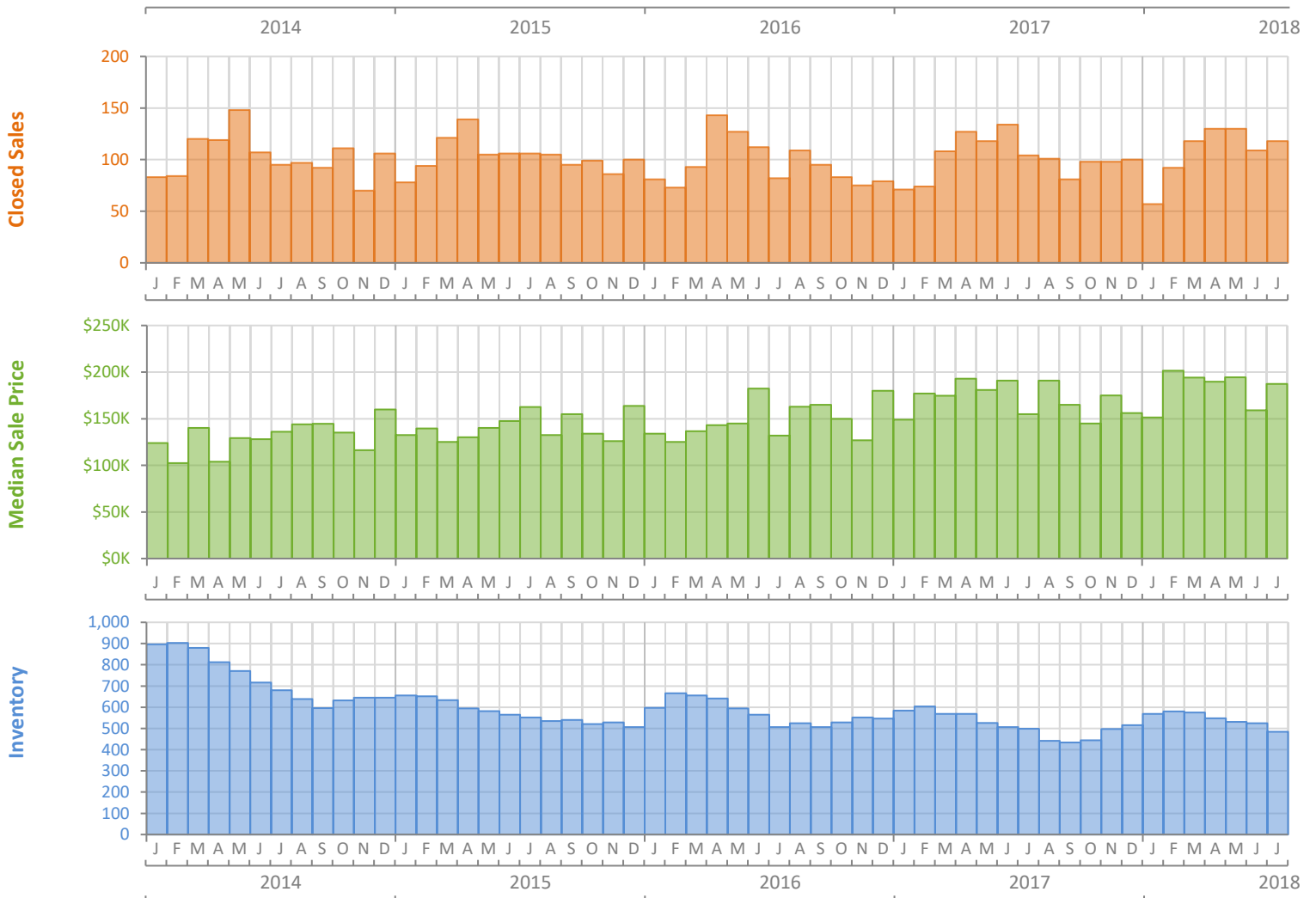
Monthly Market Summary - July 2018

Townhouses and Condos

St. Lucie County



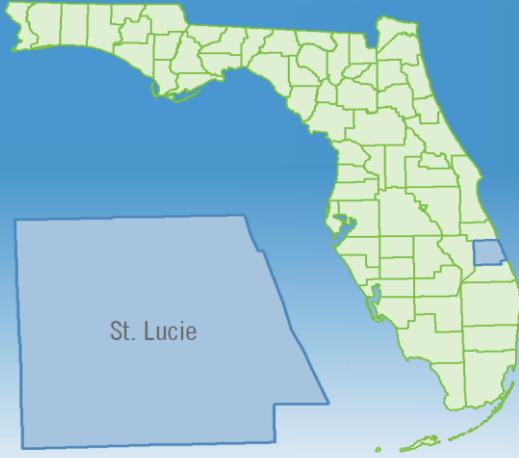
	July 2018	July 2017	Percent Change Year-over-Year
Closed Sales	118	104	13.5%
Paid in Cash	62	59	5.1%
Median Sale Price	\$187,450	\$155,000	20.9%
Average Sale Price	\$208,060	\$197,648	5.3%
Dollar Volume	\$24.6 Million	\$20.6 Million	19.4%
Med. Pct. of Orig. List Price Received	93.0%	94.5%	-1.6%
Median Time to Contract	68 Days	65 Days	4.6%
Median Time to Sale	100 Days	105 Days	-4.8%
New Pending Sales	115	113	1.8%
New Listings	102	117	-12.8%
Pending Inventory	169	164	3.0%
Inventory (Active Listings)	484	499	-3.0%
Months Supply of Inventory	4.7	5.1	-7.8%



Monthly Distressed Market - July 2018

Townhouses and Condos

St. Lucie County



		July 2018	July 2017	Percent Change Year-over-Year
Traditional	Closed Sales	115	98	17.3%
	Median Sale Price	\$190,000	\$165,000	15.2%
Foreclosure/REO	Closed Sales	3	5	-40.0%
	Median Sale Price	\$175,000	\$77,500	125.8%
Short Sale	Closed Sales	0	1	-100.0%
	Median Sale Price	(No Sales)	\$78,000	N/A

