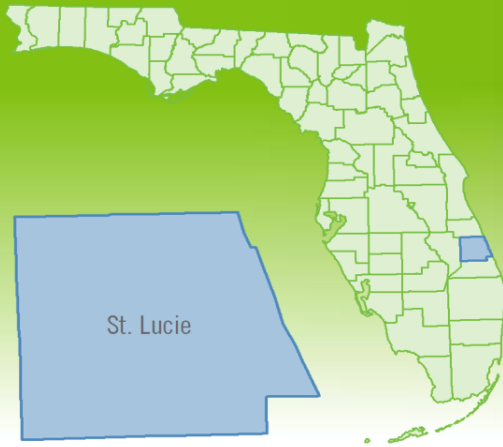


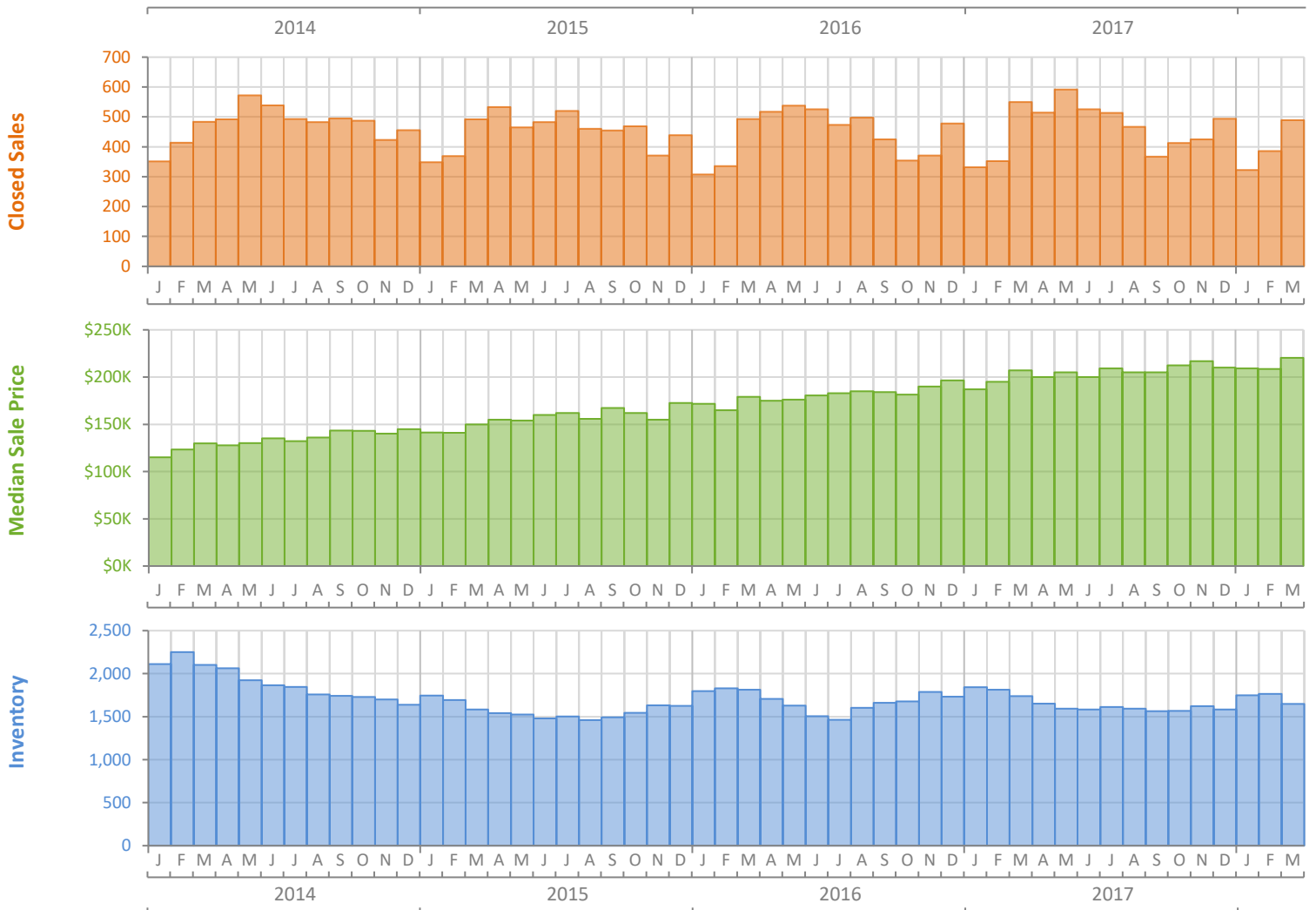
Monthly Market Summary - March 2018

Single Family Homes

St. Lucie County



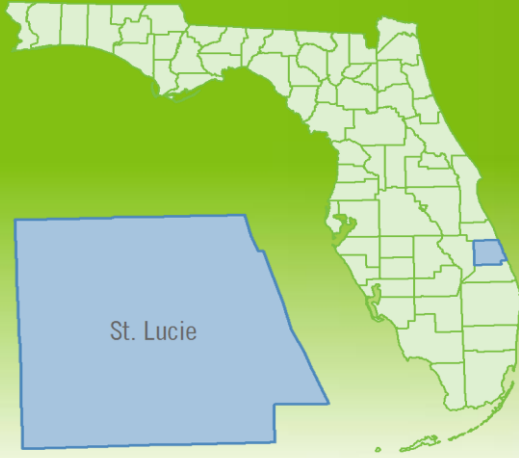
	March 2018	March 2017	Percent Change Year-over-Year
Closed Sales	489	550	-11.1%
Paid in Cash	153	165	-7.3%
Median Sale Price	\$220,444	\$207,150	6.4%
Average Sale Price	\$254,981	\$224,608	13.5%
Dollar Volume	\$124.7 Million	\$123.5 Million	0.9%
Med. Pct. of Orig. List Price Received	96.6%	96.3%	0.3%
Median Time to Contract	36 Days	50 Days	-28.0%
Median Time to Sale	74 Days	93 Days	-20.4%
New Pending Sales	663	645	2.8%
New Listings	689	669	3.0%
Pending Inventory	973	953	2.1%
Inventory (Active Listings)	1,647	1,740	-5.3%
Months Supply of Inventory	3.6	3.9	-7.7%



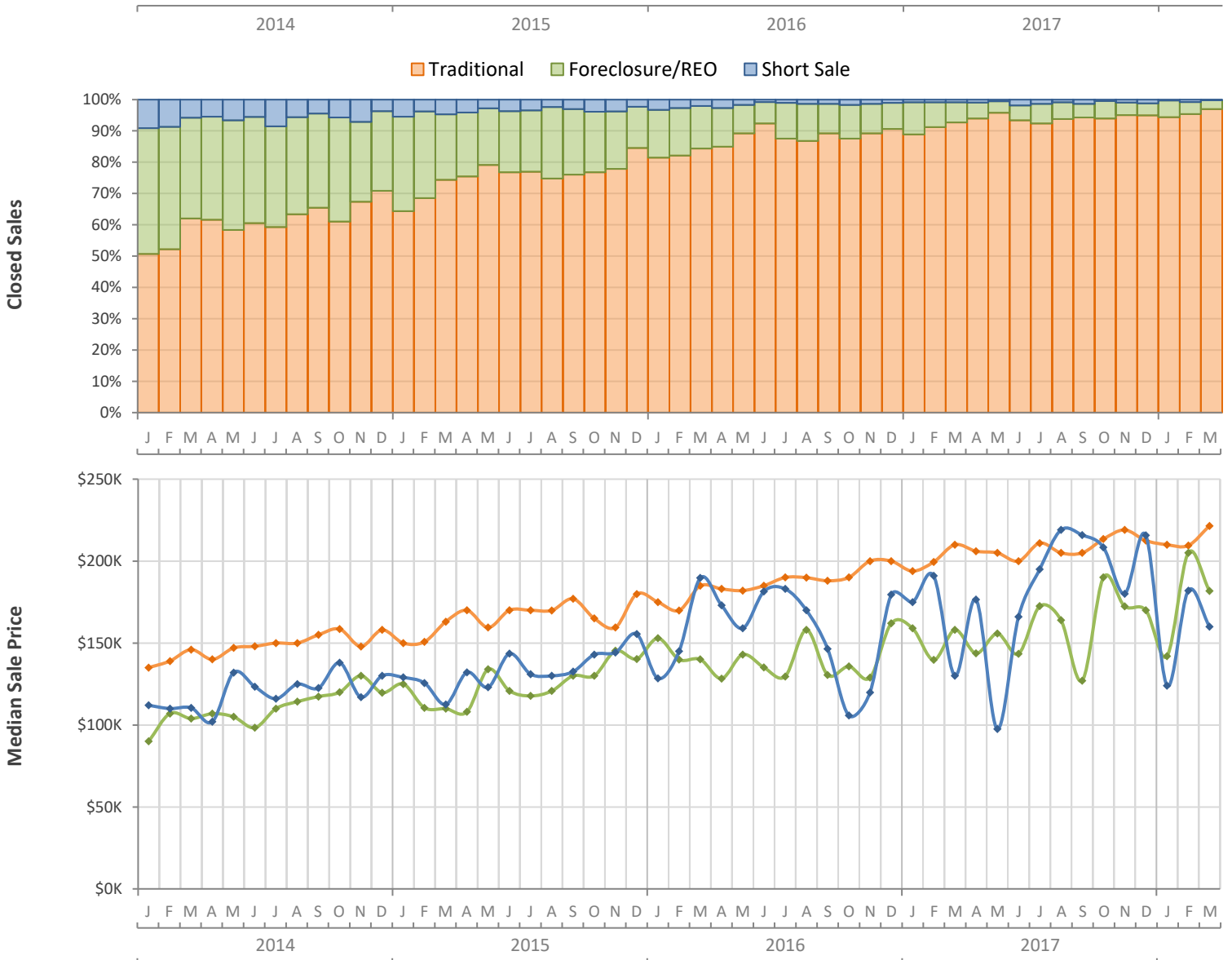
Monthly Distressed Market - March 2018

Single Family Homes

St. Lucie County



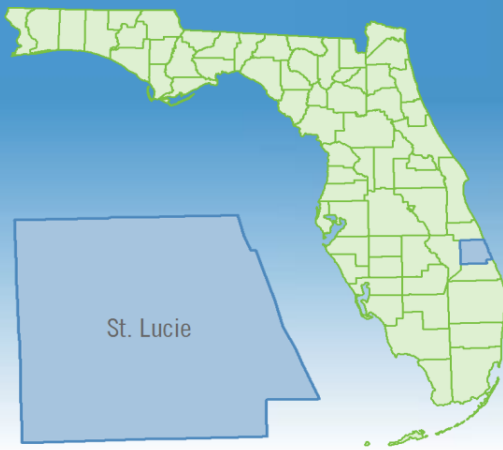
		March 2018	March 2017	Percent Change Year-over-Year
Traditional	Closed Sales	474	510	-7.1%
	Median Sale Price	\$221,500	\$210,000	5.5%
Foreclosure/REO	Closed Sales	14	35	-60.0%
	Median Sale Price	\$181,750	\$158,000	15.0%
Short Sale	Closed Sales	1	5	-80.0%
	Median Sale Price	\$160,000	\$130,000	23.1%



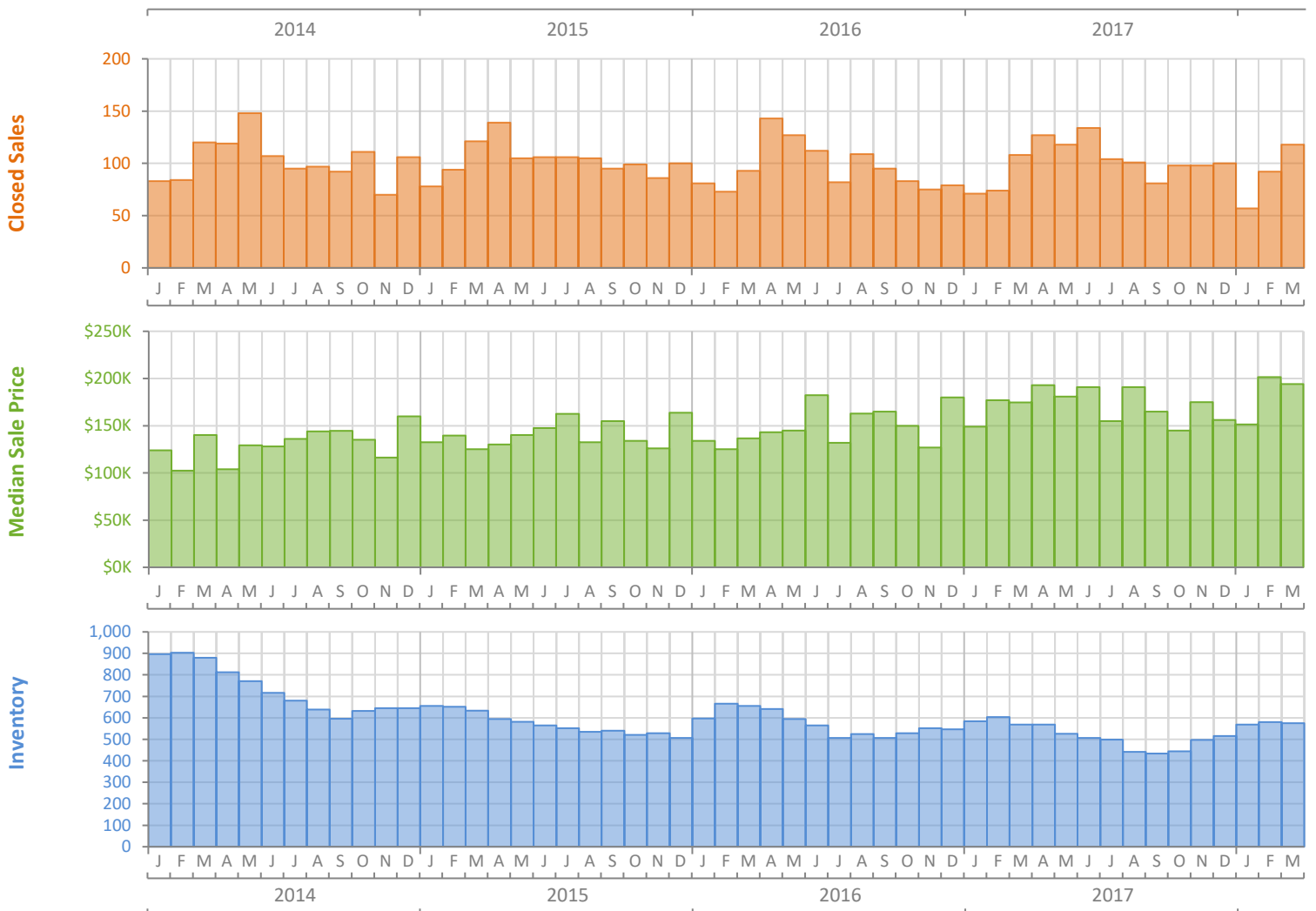
Monthly Market Summary - March 2018

Townhouses and Condos

St. Lucie County



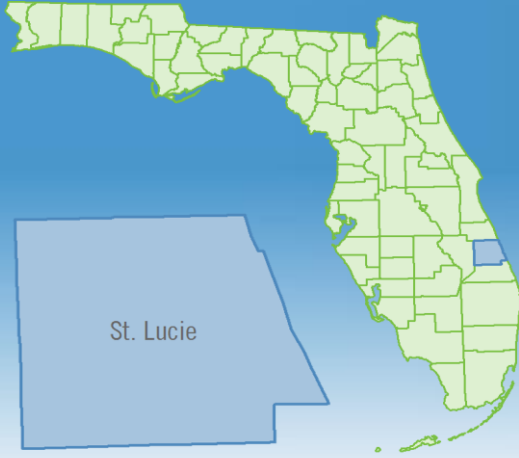
	March 2018	March 2017	Percent Change Year-over-Year
Closed Sales	118	108	9.3%
Paid in Cash	76	70	8.6%
Median Sale Price	\$194,000	\$174,750	11.0%
Average Sale Price	\$221,726	\$187,564	18.2%
Dollar Volume	\$26.2 Million	\$20.3 Million	29.2%
Med. Pct. of Orig. List Price Received	95.0%	94.3%	0.7%
Median Time to Contract	42 Days	78 Days	-46.2%
Median Time to Sale	70 Days	111 Days	-36.9%
New Pending Sales	136	156	-12.8%
New Listings	171	157	8.9%
Pending Inventory	191	194	-1.5%
Inventory (Active Listings)	575	569	1.1%
Months Supply of Inventory	5.6	5.9	-5.1%



Monthly Distressed Market - March 2018

Townhouses and Condos

St. Lucie County



		March 2018	March 2017	Percent Change Year-over-Year
Traditional	Closed Sales	117	104	12.5%
	Median Sale Price	\$193,250	\$178,000	8.6%
Foreclosure/REO	Closed Sales	1	3	-66.7%
	Median Sale Price	\$245,000	\$70,000	250.0%
Short Sale	Closed Sales	0	1	-100.0%
	Median Sale Price	(No Sales)	\$105,000	N/A

