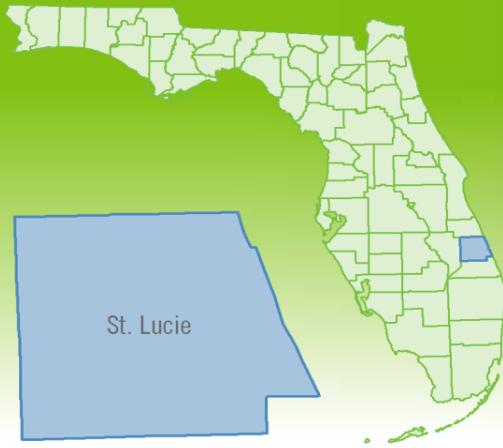


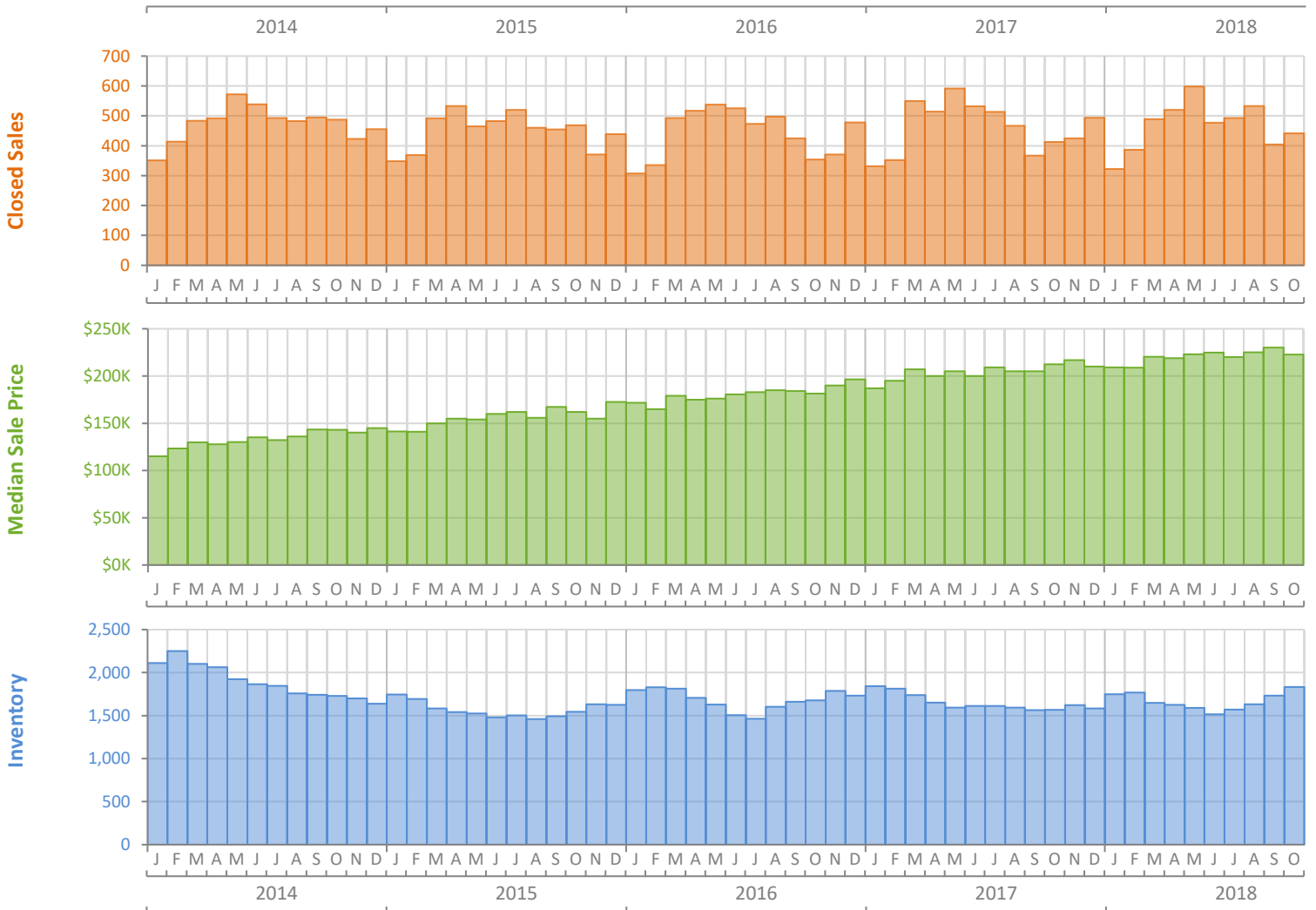
# Monthly Market Summary - October 2018

## Single Family Homes

### St. Lucie County



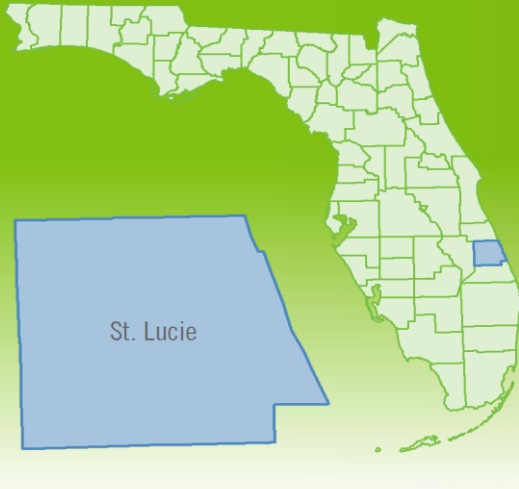
	October 2018	October 2017	Percent Change Year-over-Year
Closed Sales	442	413	7.0%
Paid in Cash	101	107	-5.6%
Median Sale Price	\$222,640	\$212,500	4.8%
Average Sale Price	\$240,552	\$221,525	8.6%
Dollar Volume	\$106.3 Million	\$91.5 Million	16.2%
Med. Pct. of Orig. List Price Received	96.4%	96.8%	-0.4%
Median Time to Contract	41 Days	44 Days	-6.8%
Median Time to Sale	87 Days	88 Days	-1.1%
New Pending Sales	521	564	-7.6%
New Listings	733	657	11.6%
Pending Inventory	822	816	0.7%
Inventory (Active Listings)	1,834	1,568	17.0%
Months Supply of Inventory	3.9	3.4	14.7%



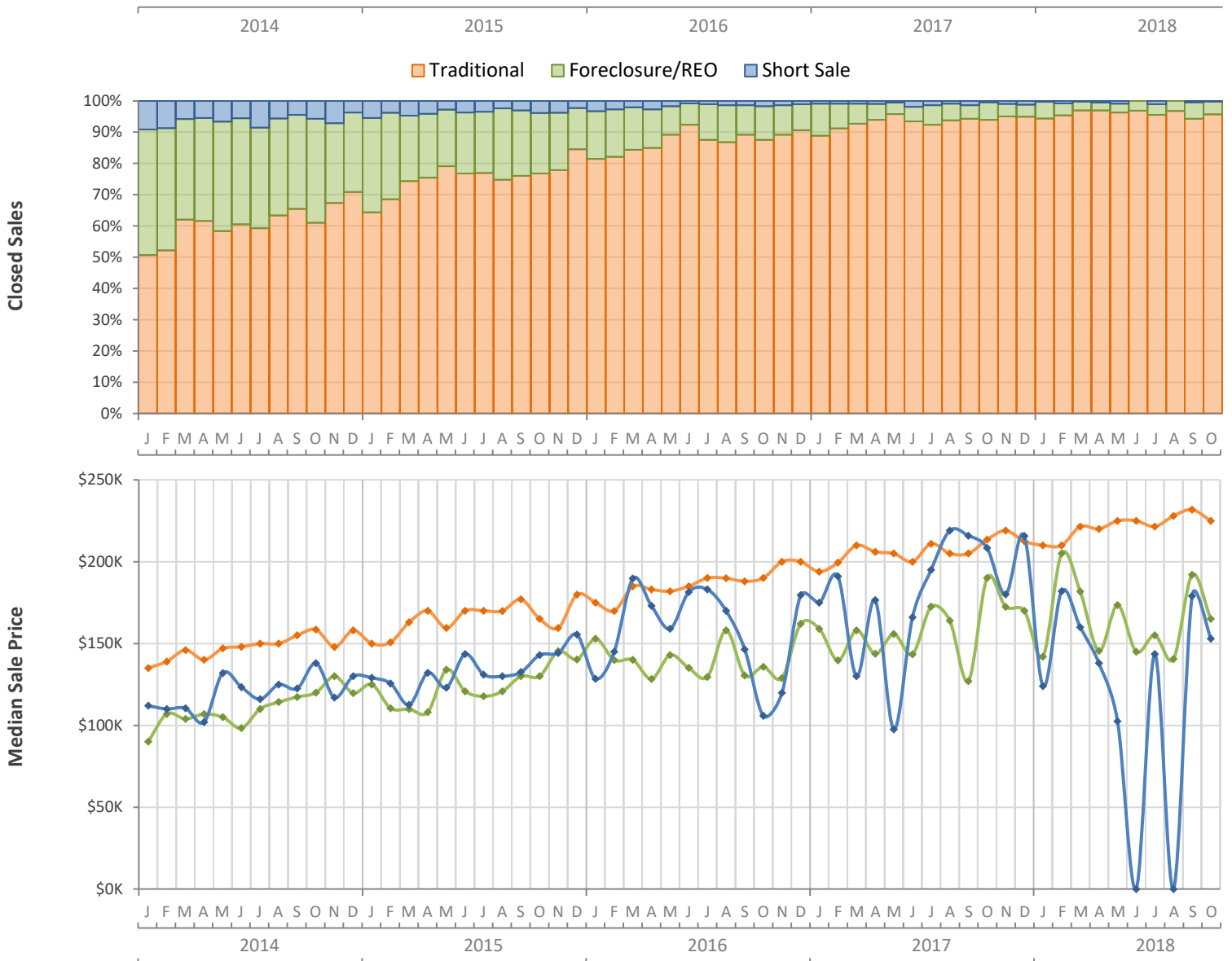
# Monthly Distressed Market - October 2018

## Single Family Homes

### St. Lucie County



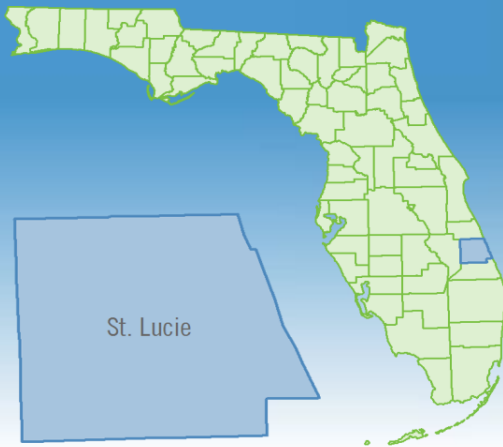
		October 2018	October 2017	Percent Change Year-over-Year
Traditional	Closed Sales	423	388	9.0%
	Median Sale Price	\$225,000	\$213,463	5.4%
Foreclosure/REO	Closed Sales	18	23	-21.7%
	Median Sale Price	\$165,000	\$190,000	-13.2%
Short Sale	Closed Sales	1	2	-50.0%
	Median Sale Price	\$153,000	\$208,400	-26.6%



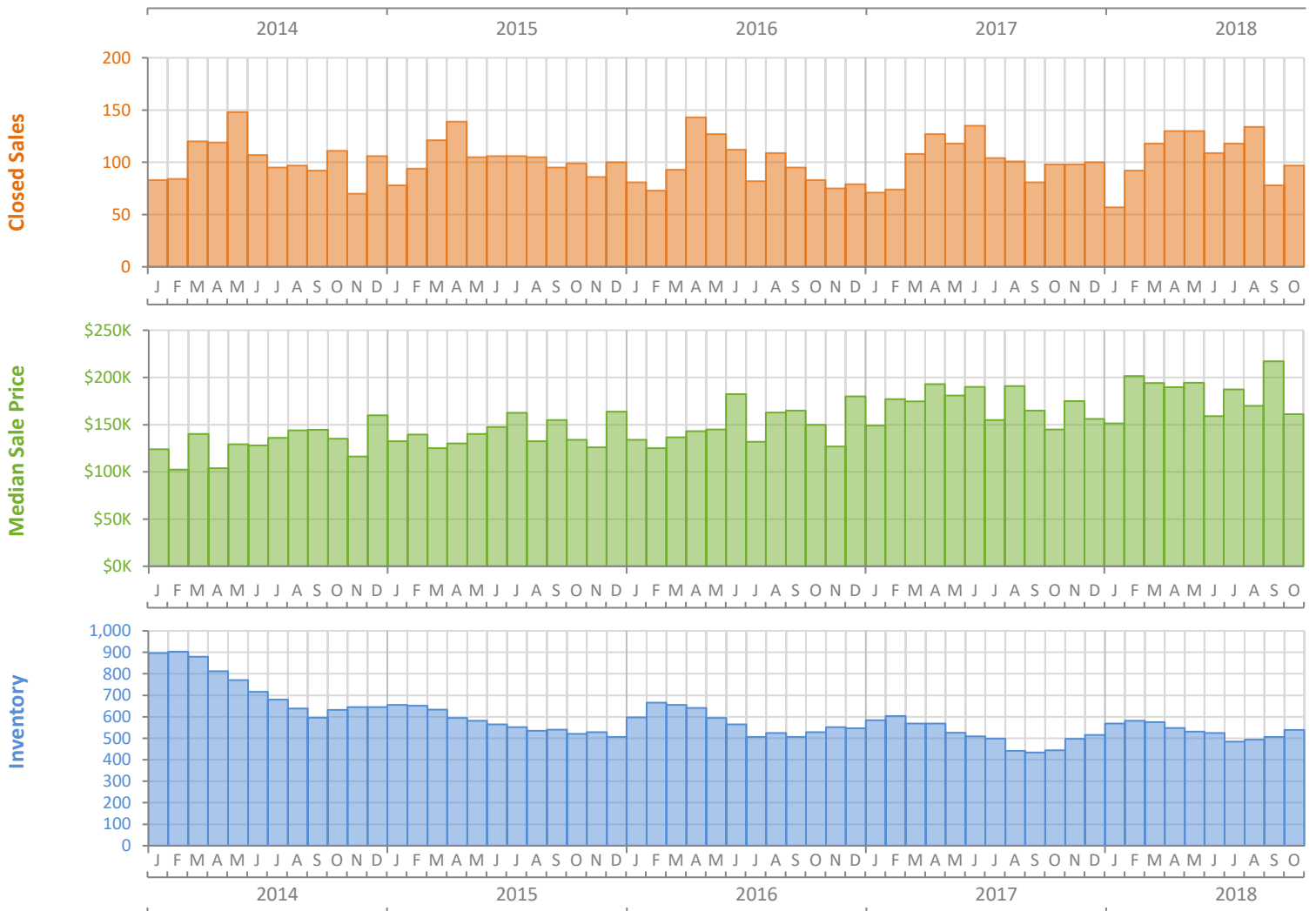
# Monthly Market Summary - October 2018

## Townhouses and Condos

### St. Lucie County



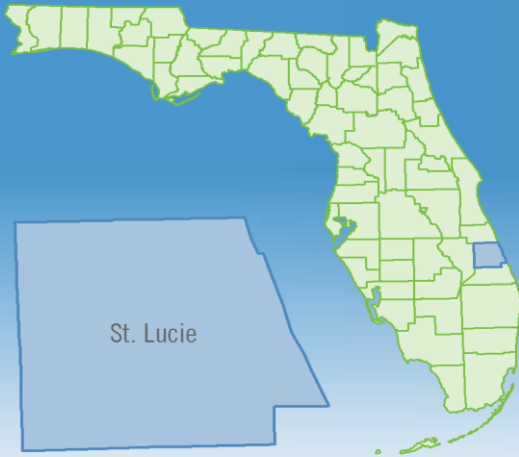
	October 2018	October 2017	Percent Change Year-over-Year
Closed Sales	97	98	-1.0%
Paid in Cash	57	55	3.6%
Median Sale Price	\$161,000	\$145,000	11.0%
Average Sale Price	\$204,046	\$210,519	-3.1%
Dollar Volume	\$19.8 Million	\$20.6 Million	-4.1%
Med. Pct. of Orig. List Price Received	95.5%	95.3%	0.2%
Median Time to Contract	43 Days	54 Days	-20.4%
Median Time to Sale	79 Days	95 Days	-16.8%
New Pending Sales	101	134	-24.6%
New Listings	159	155	2.6%
Pending Inventory	120	166	-27.7%
Inventory (Active Listings)	539	444	21.4%
Months Supply of Inventory	5.1	4.5	13.3%



# Monthly Distressed Market - October 2018

## Townhouses and Condos

### St. Lucie County



		October 2018	October 2017	Percent Change Year-over-Year
Traditional	Closed Sales	94	93	1.1%
	Median Sale Price	\$162,000	\$147,450	9.9%
Foreclosure/REO	Closed Sales	3	4	-25.0%
	Median Sale Price	\$109,000	\$173,500	-37.2%
Short Sale	Closed Sales	0	1	-100.0%
	Median Sale Price	(No Sales)	\$62,000	N/A

