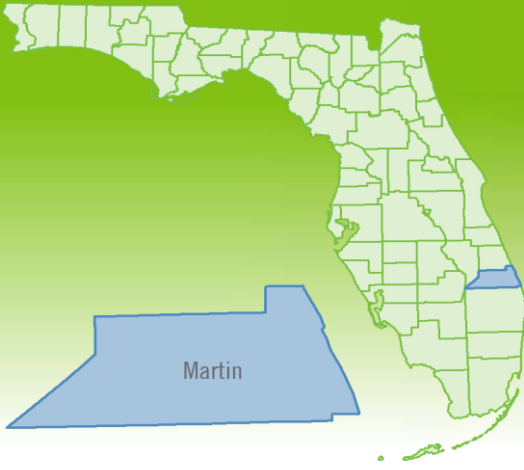


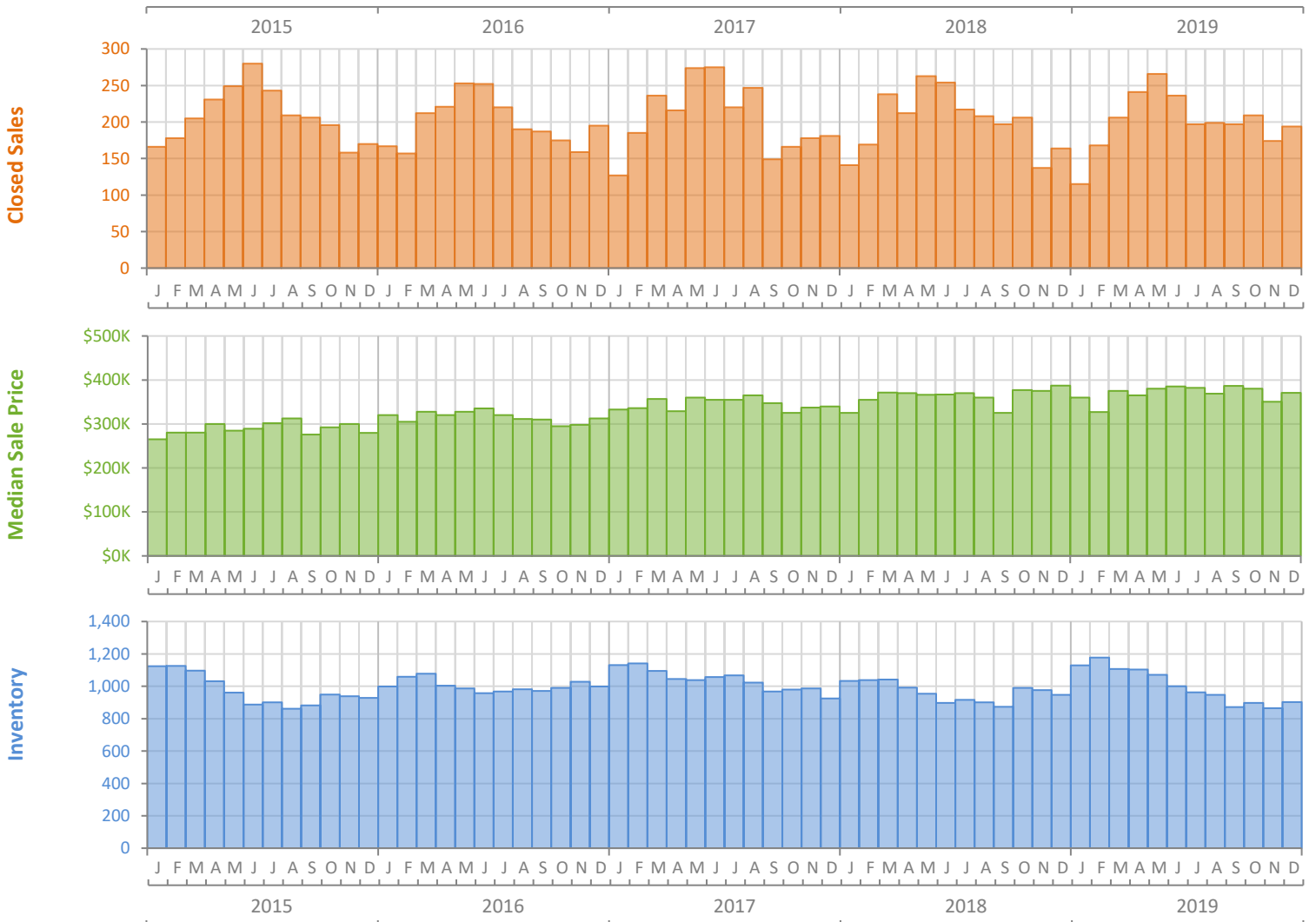
Monthly Market Summary - December 2019

Single Family Homes

Martin County



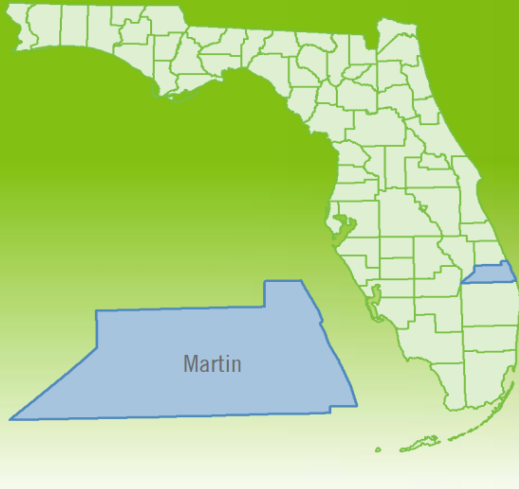
	December 2019	December 2018	Percent Change Year-over-Year
Closed Sales	194	164	18.3%
Paid in Cash	67	58	15.5%
Median Sale Price	\$370,500	\$387,000	-4.3%
Average Sale Price	\$501,134	\$504,983	-0.8%
Dollar Volume	\$97.2 Million	\$82.8 Million	17.4%
Med. Pct. of Orig. List Price Received	95.0%	94.9%	0.1%
Median Time to Contract	41 Days	43 Days	-4.7%
Median Time to Sale	79 Days	78 Days	1.3%
New Pending Sales	120	129	-7.0%
New Listings	197	164	20.1%
Pending Inventory	218	201	8.5%
Inventory (Active Listings)	902	947	-4.8%
Months Supply of Inventory	4.5	4.7	-4.3%



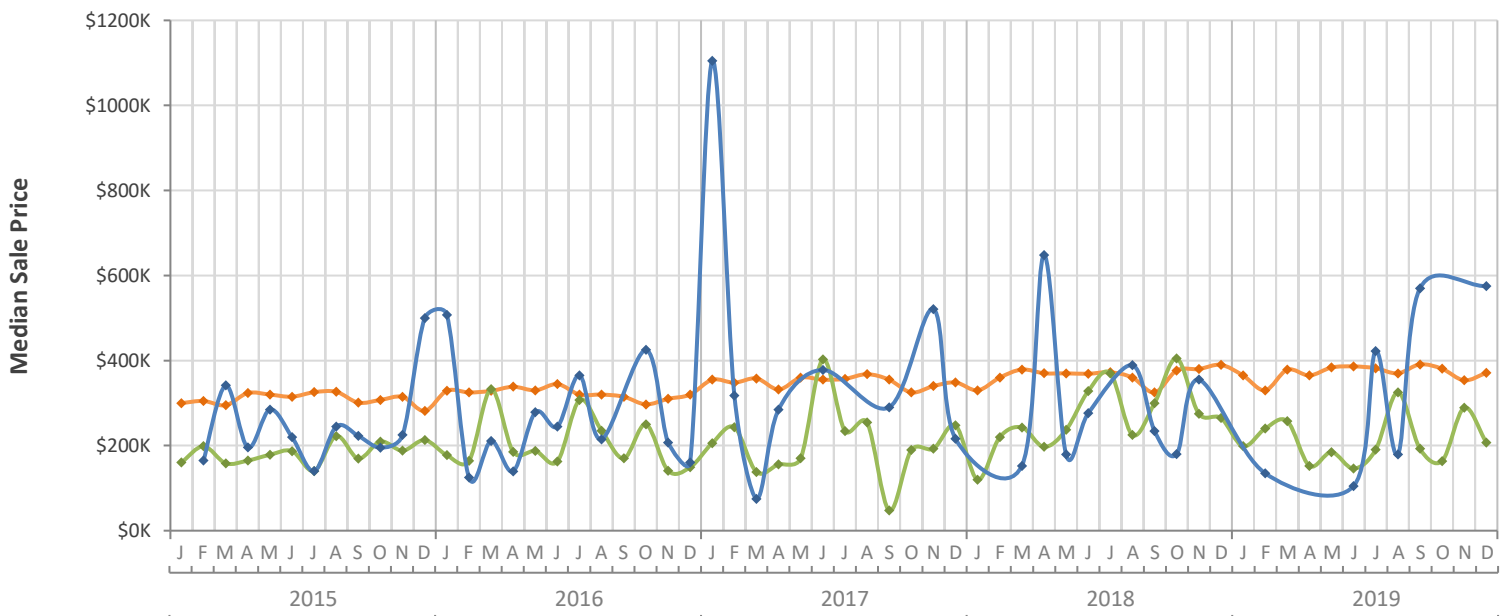
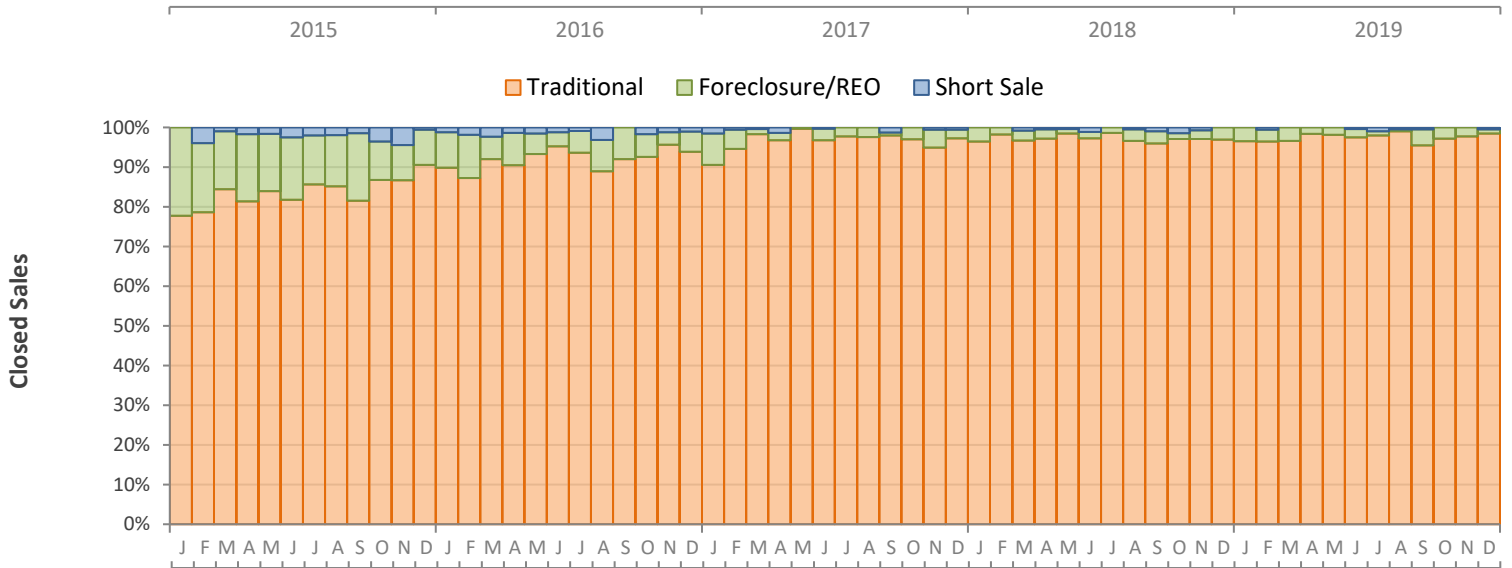
Monthly Distressed Market - December 2019

Single Family Homes

Martin County



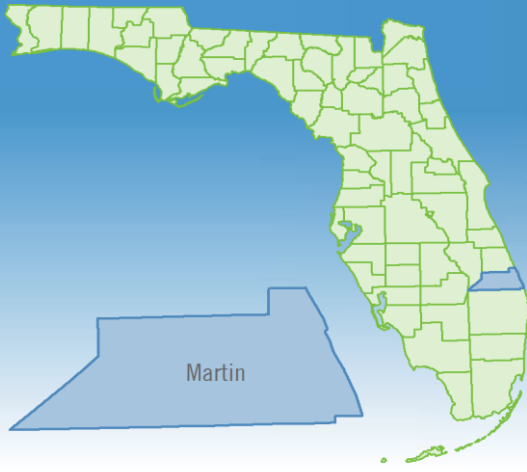
		December 2019	December 2018	Percent Change Year-over-Year
Traditional	Closed Sales	191	159	20.1%
	Median Sale Price	\$371,000	\$389,900	-4.8%
Foreclosure/REO	Closed Sales	2	5	-60.0%
	Median Sale Price	\$207,500	\$265,000	-21.7%
Short Sale	Closed Sales	1	0	N/A
	Median Sale Price	\$575,000	(No Sales)	N/A



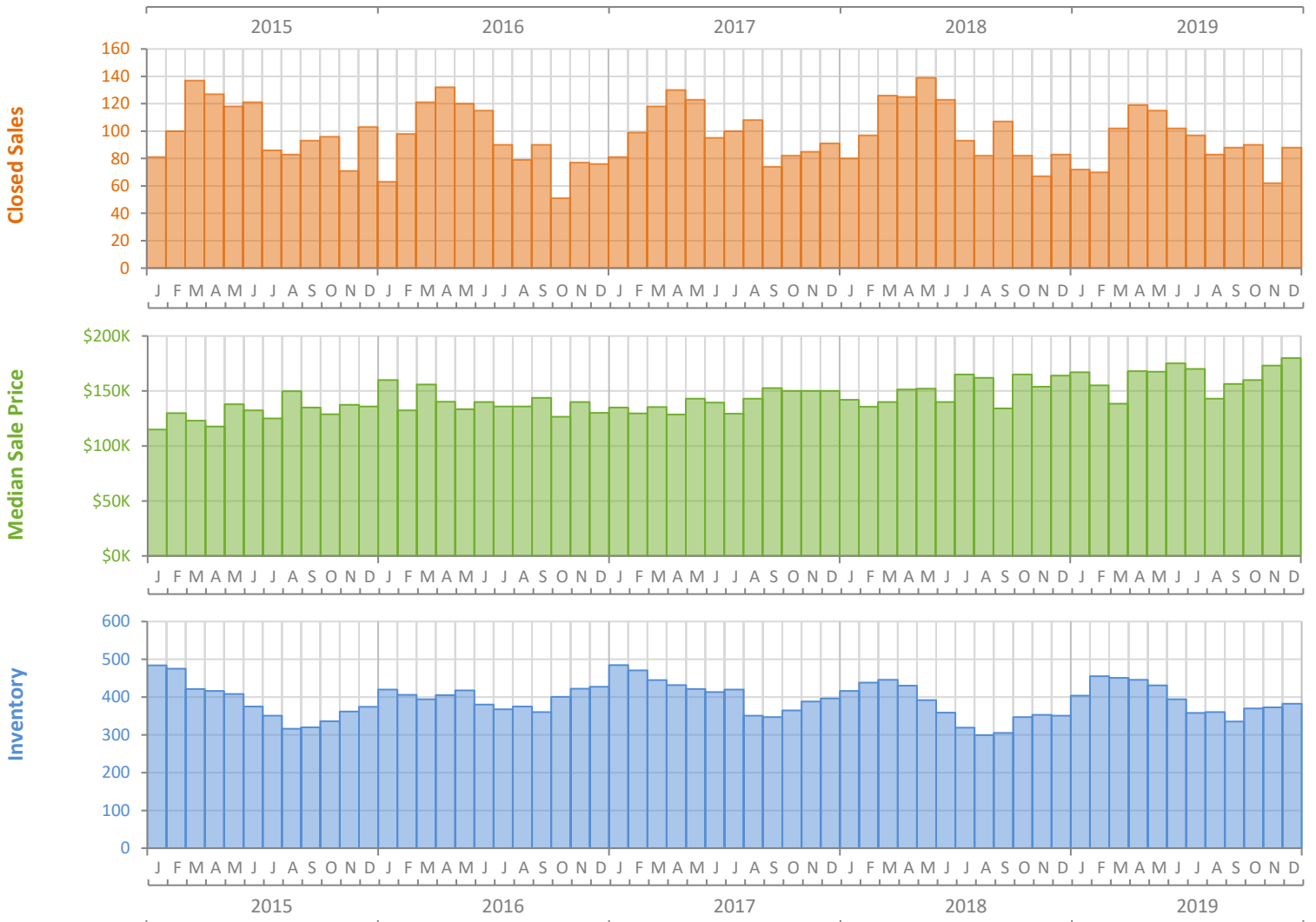
Monthly Market Summary - December 2019

Townhouses and Condos

Martin County



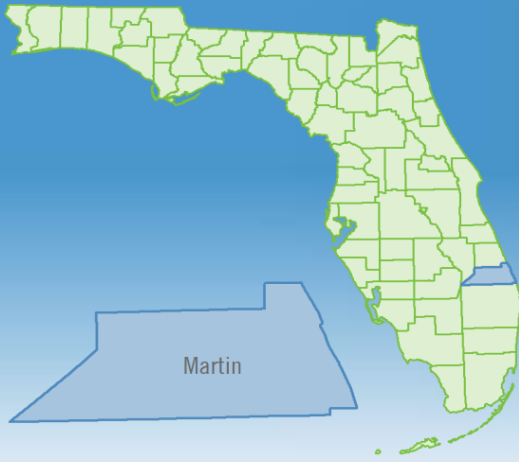
	December 2019	December 2018	Percent Change Year-over-Year
Closed Sales	88	83	6.0%
Paid in Cash	44	47	-6.4%
Median Sale Price	\$179,950	\$164,000	9.7%
Average Sale Price	\$219,297	\$197,986	10.8%
Dollar Volume	\$19.3 Million	\$16.4 Million	17.4%
Med. Pct. of Orig. List Price Received	95.4%	94.5%	1.0%
Median Time to Contract	36 Days	46 Days	-21.7%
Median Time to Sale	74 Days	76 Days	-2.6%
New Pending Sales	67	67	0.0%
New Listings	95	85	11.8%
Pending Inventory	98	113	-13.3%
Inventory (Active Listings)	382	351	8.8%
Months Supply of Inventory	4.2	3.5	20.0%



Monthly Distressed Market - December 2019

Townhouses and Condos

Martin County



		December 2019	December 2018	Percent Change Year-over-Year
Traditional	Closed Sales	86	81	6.2%
	Median Sale Price	\$184,450	\$164,000	12.5%
Foreclosure/REO	Closed Sales	2	1	100.0%
	Median Sale Price	\$144,000	\$235,000	-38.7%
Short Sale	Closed Sales	0	1	-100.0%
	Median Sale Price	(No Sales)	\$128,250	N/A

