

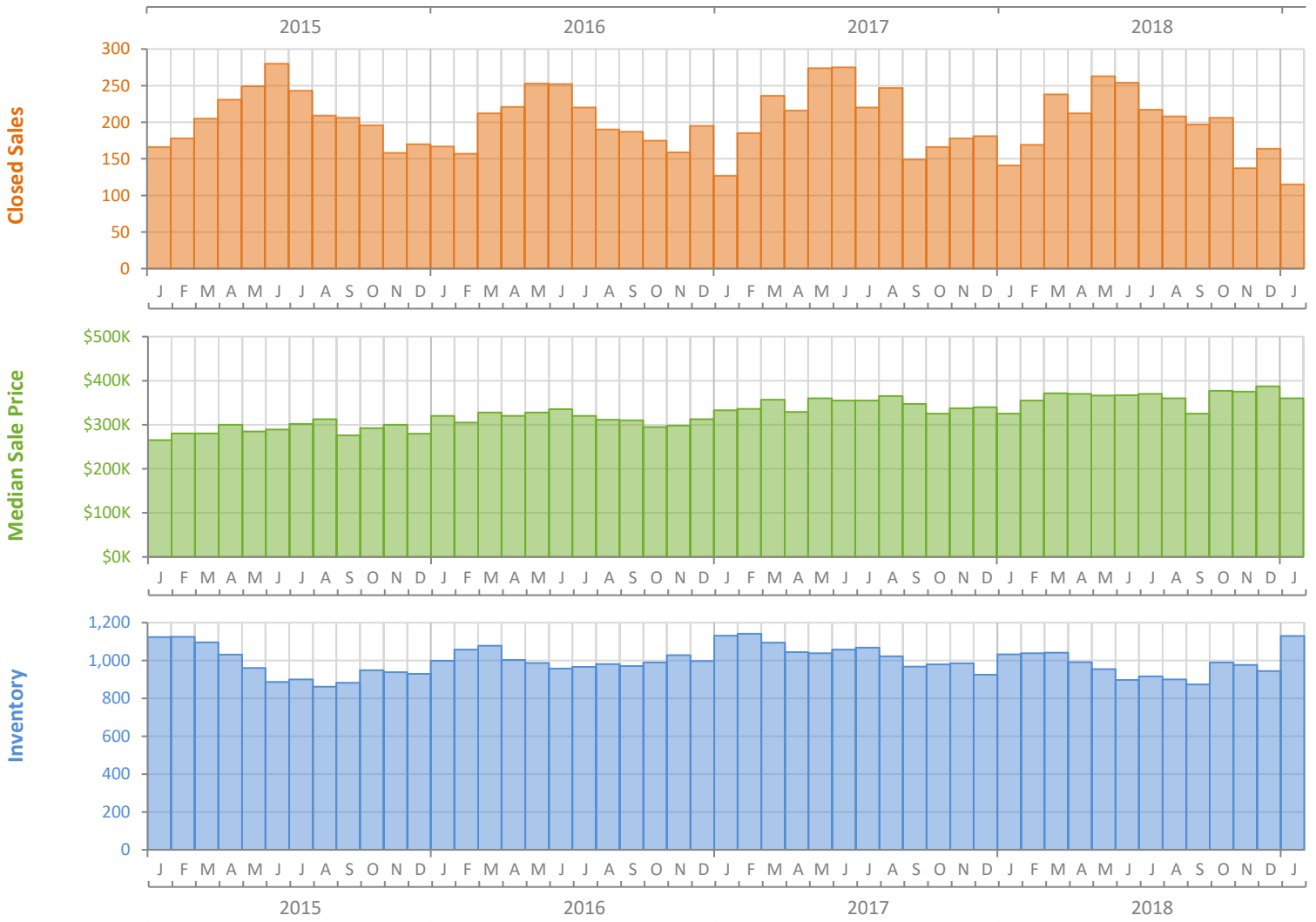
# Monthly Market Summary - January 2019

## Single Family Homes

### Martin County



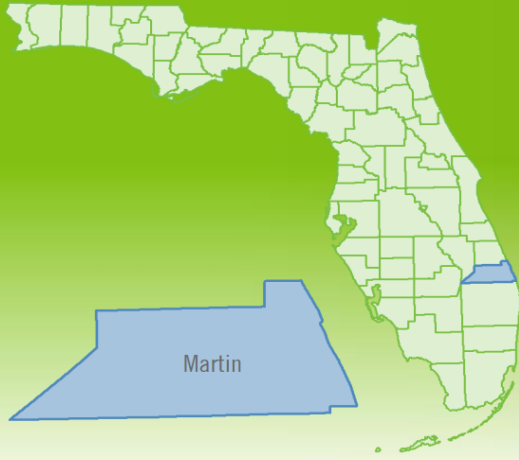
	January 2019	January 2018	Percent Change Year-over-Year
Closed Sales	115	141	-18.4%
Paid in Cash	44	61	-27.9%
Median Sale Price	\$360,000	\$325,000	10.8%
Average Sale Price	\$659,242	\$441,689	49.3%
Dollar Volume	\$75.8 Million	\$62.3 Million	21.7%
Med. Pct. of Orig. List Price Received	94.8%	95.3%	-0.5%
Median Time to Contract	52 Days	58 Days	-10.3%
Median Time to Sale	97 Days	97 Days	0.0%
New Pending Sales	205	191	7.3%
New Listings	386	306	26.1%
Pending Inventory	286	299	-4.3%
Inventory (Active Listings)	1,130	1,033	9.4%
Months Supply of Inventory	5.7	5.0	14.0%



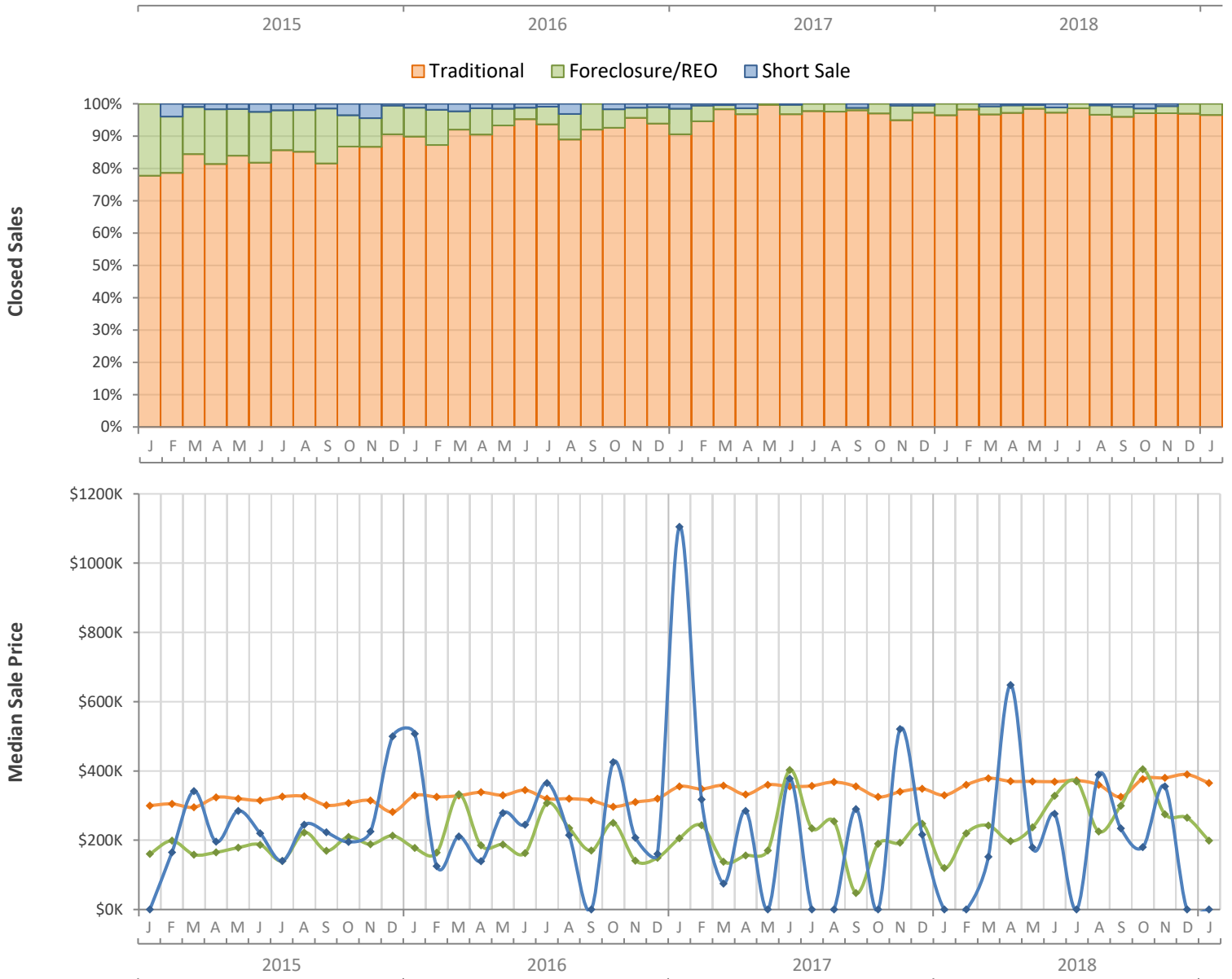
# Monthly Distressed Market - January 2019

## Single Family Homes

### Martin County



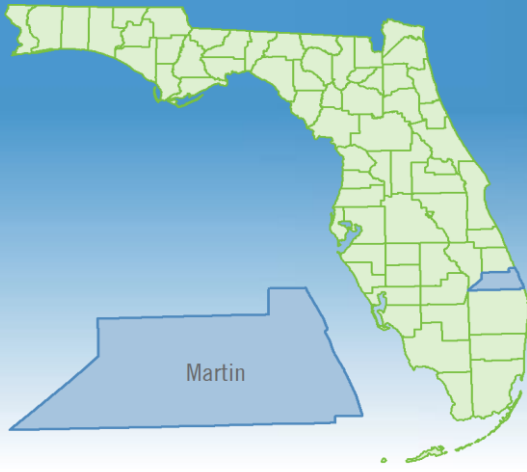
		January 2019	January 2018	Percent Change Year-over-Year
Traditional	Closed Sales	111	136	-18.4%
	Median Sale Price	\$365,000	\$330,000	10.6%
Foreclosure/REO	Closed Sales	4	5	-20.0%
	Median Sale Price	\$198,500	\$119,900	65.6%
Short Sale	Closed Sales	0	0	N/A
	Median Sale Price	(No Sales)	(No Sales)	N/A



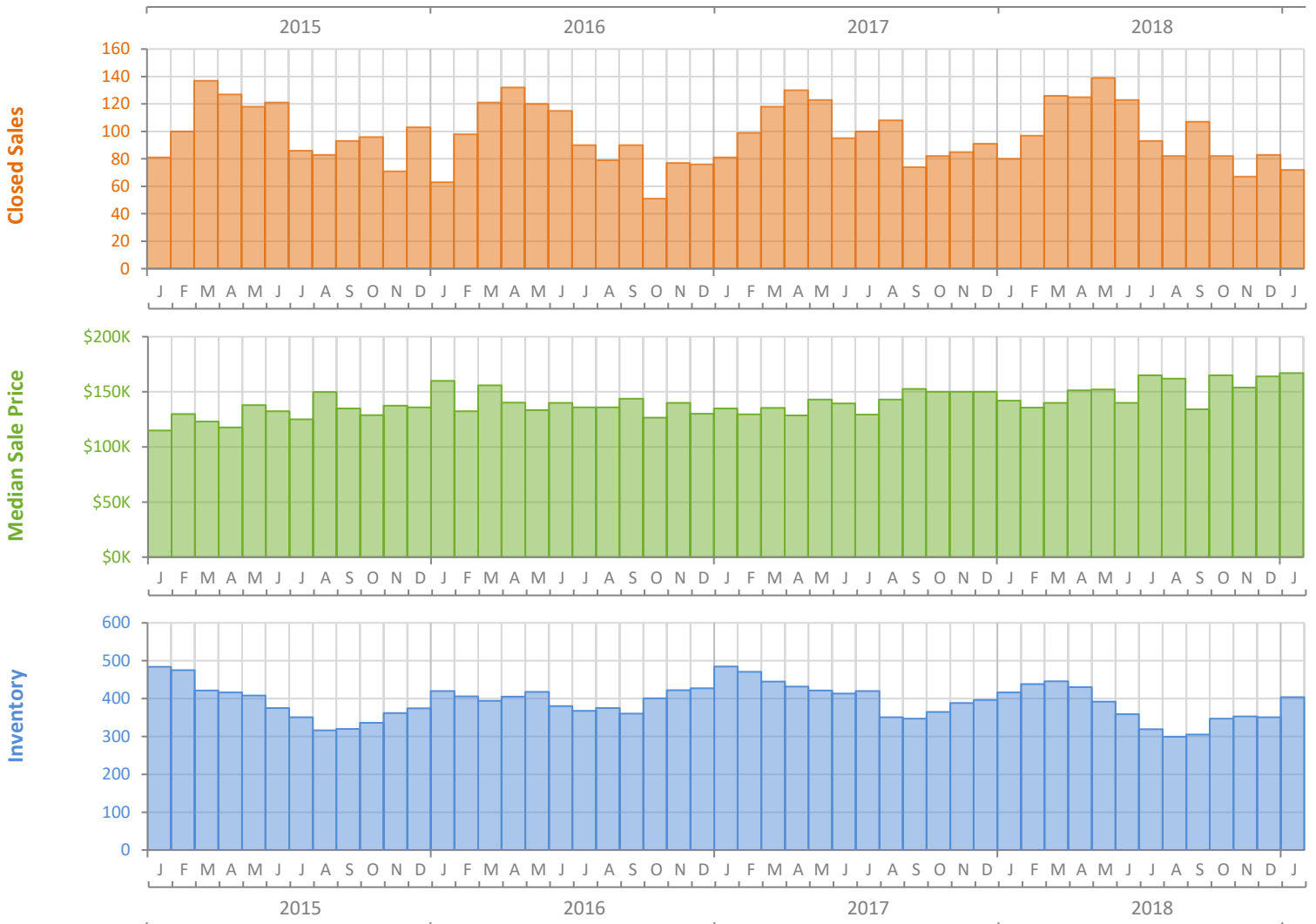
# Monthly Market Summary - January 2019

## Townhouses and Condos

### Martin County



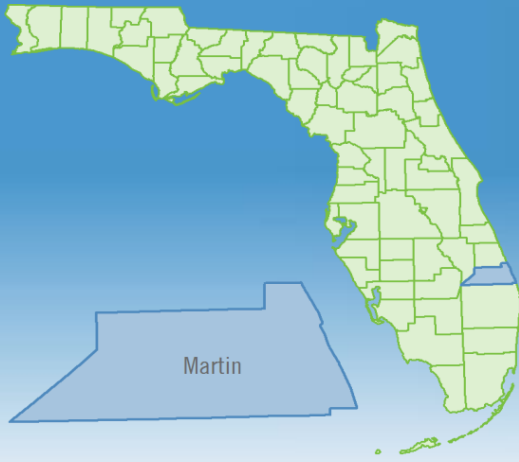
	January 2019	January 2018	Percent Change Year-over-Year
Closed Sales	72	80	-10.0%
Paid in Cash	45	54	-16.7%
Median Sale Price	\$167,000	\$142,000	17.6%
Average Sale Price	\$202,255	\$170,841	18.4%
Dollar Volume	\$14.6 Million	\$13.7 Million	6.5%
Med. Pct. of Orig. List Price Received	94.4%	93.9%	0.5%
Median Time to Contract	35 Days	49 Days	-28.6%
Median Time to Sale	67 Days	78 Days	-14.1%
New Pending Sales	110	131	-16.0%
New Listings	173	158	9.5%
Pending Inventory	147	149	-1.3%
Inventory (Active Listings)	404	416	-2.9%
Months Supply of Inventory	4.1	4.2	-2.4%



# Monthly Distressed Market - January 2019

## Townhouses and Condos

### Martin County



		January 2019	January 2018	Percent Change Year-over-Year
Traditional	Closed Sales	70	78	-10.3%
	Median Sale Price	\$170,500	\$142,000	20.1%
Foreclosure/REO	Closed Sales	2	2	0.0%
	Median Sale Price	\$111,250	\$147,813	-24.7%
Short Sale	Closed Sales	0	0	N/A
	Median Sale Price	(No Sales)	(No Sales)	N/A

