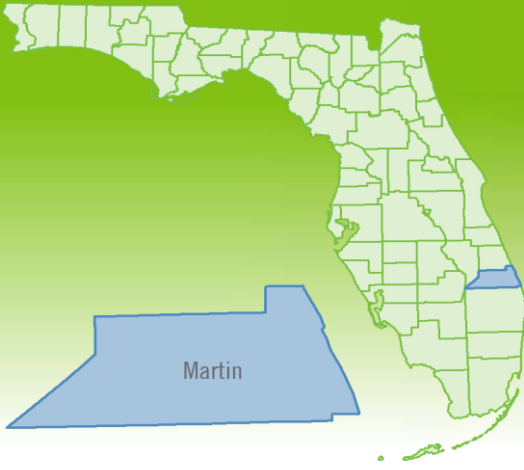


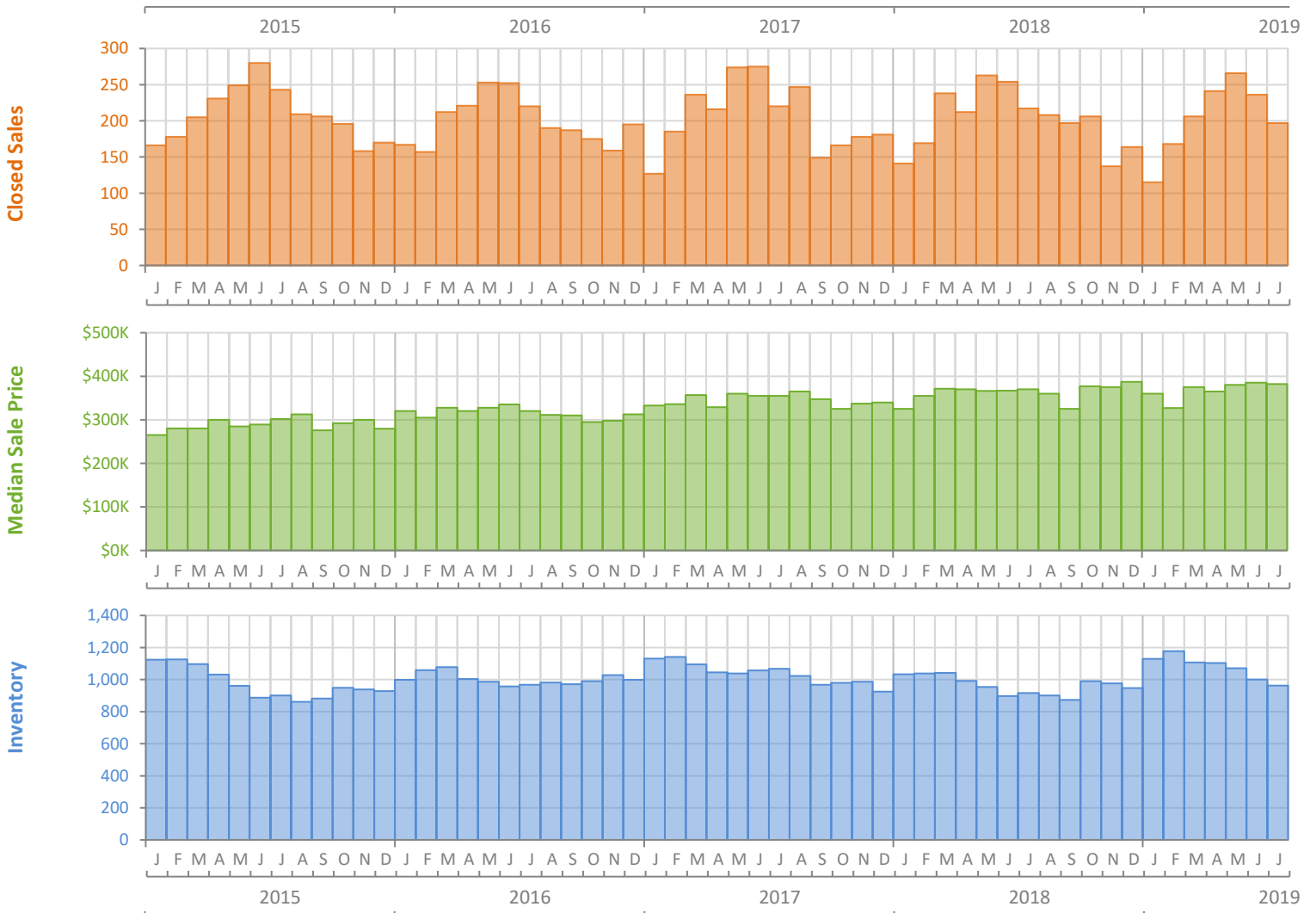
Monthly Market Summary - July 2019

Single Family Homes

Martin County



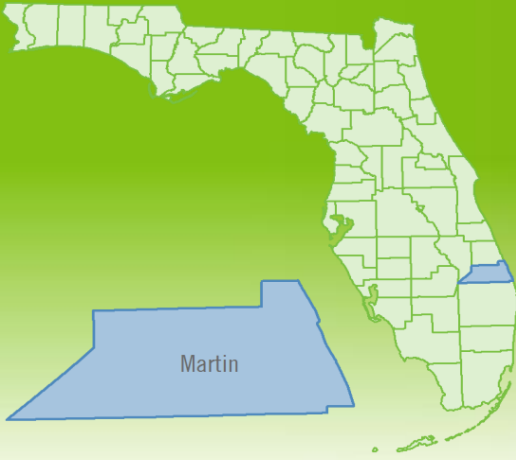
	July 2019	July 2018	Percent Change Year-over-Year
Closed Sales	197	217	-9.2%
Paid in Cash	74	79	-6.3%
Median Sale Price	\$382,000	\$370,000	3.2%
Average Sale Price	\$508,444	\$470,267	8.1%
Dollar Volume	\$100.2 Million	\$102.0 Million	-1.8%
Med. Pct. of Orig. List Price Received	94.9%	94.5%	0.4%
Median Time to Contract	52 Days	50 Days	4.0%
Median Time to Sale	103 Days	97 Days	6.2%
New Pending Sales	215	200	7.5%
New Listings	253	260	-2.7%
Pending Inventory	334	315	6.0%
Inventory (Active Listings)	962	917	4.9%
Months Supply of Inventory	4.9	4.6	6.5%



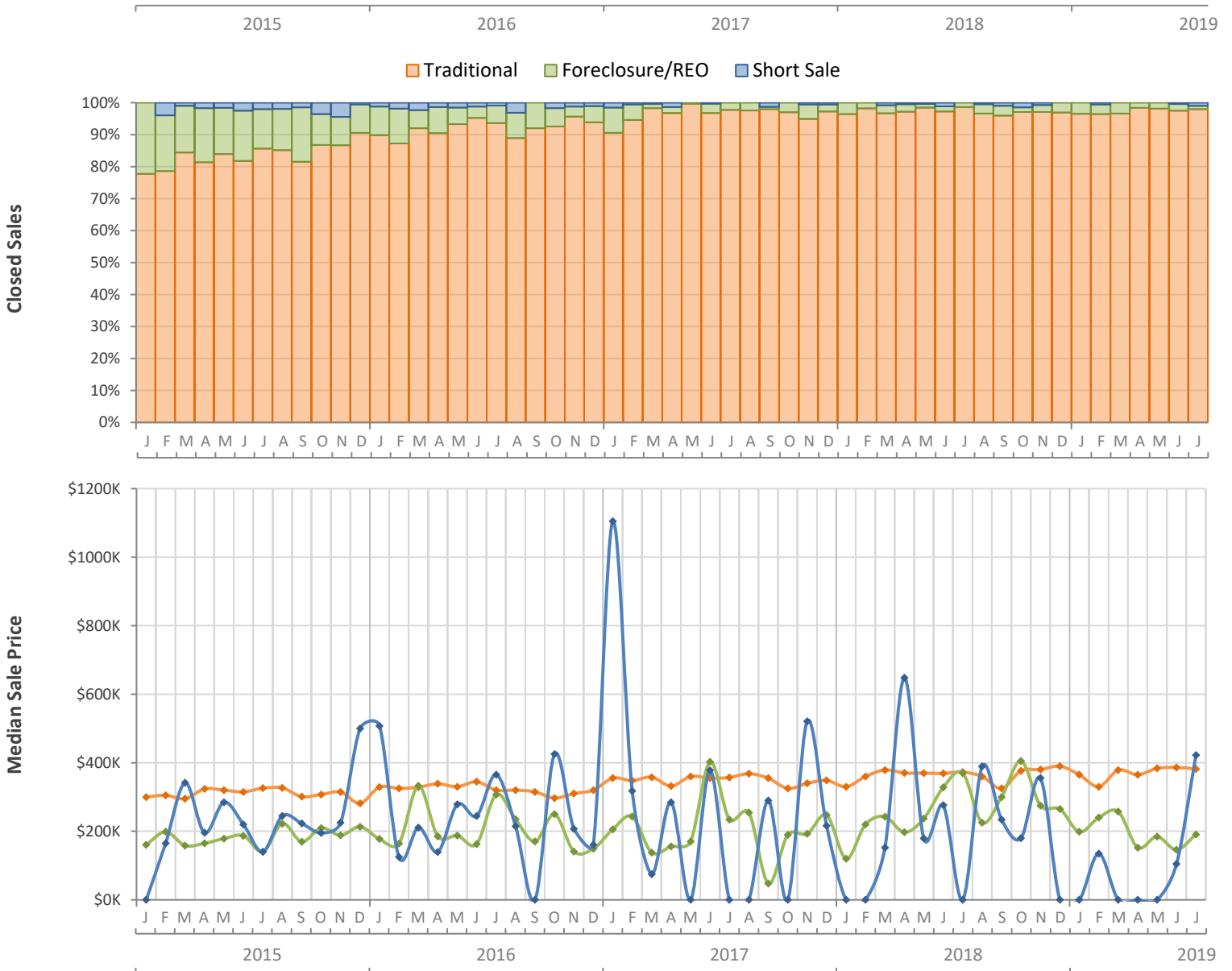
Monthly Distressed Market - July 2019

Single Family Homes

Martin County



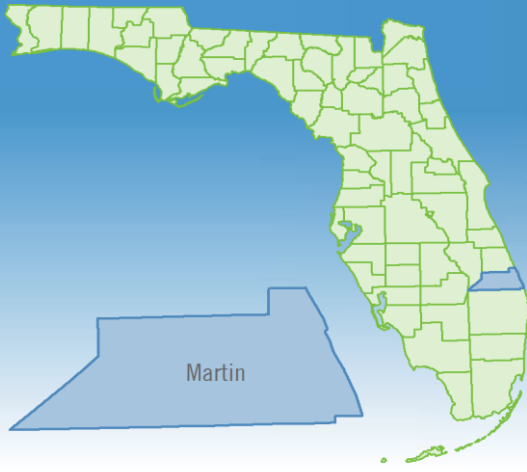
		July 2019	July 2018	Percent Change Year-over-Year
Traditional	Closed Sales	193	214	-9.8%
	Median Sale Price	\$382,000	\$372,500	2.6%
Foreclosure/REO	Closed Sales	2	3	-33.3%
	Median Sale Price	\$190,700	\$370,000	-48.5%
Short Sale	Closed Sales	2	0	N/A
	Median Sale Price	\$422,500	(No Sales)	N/A



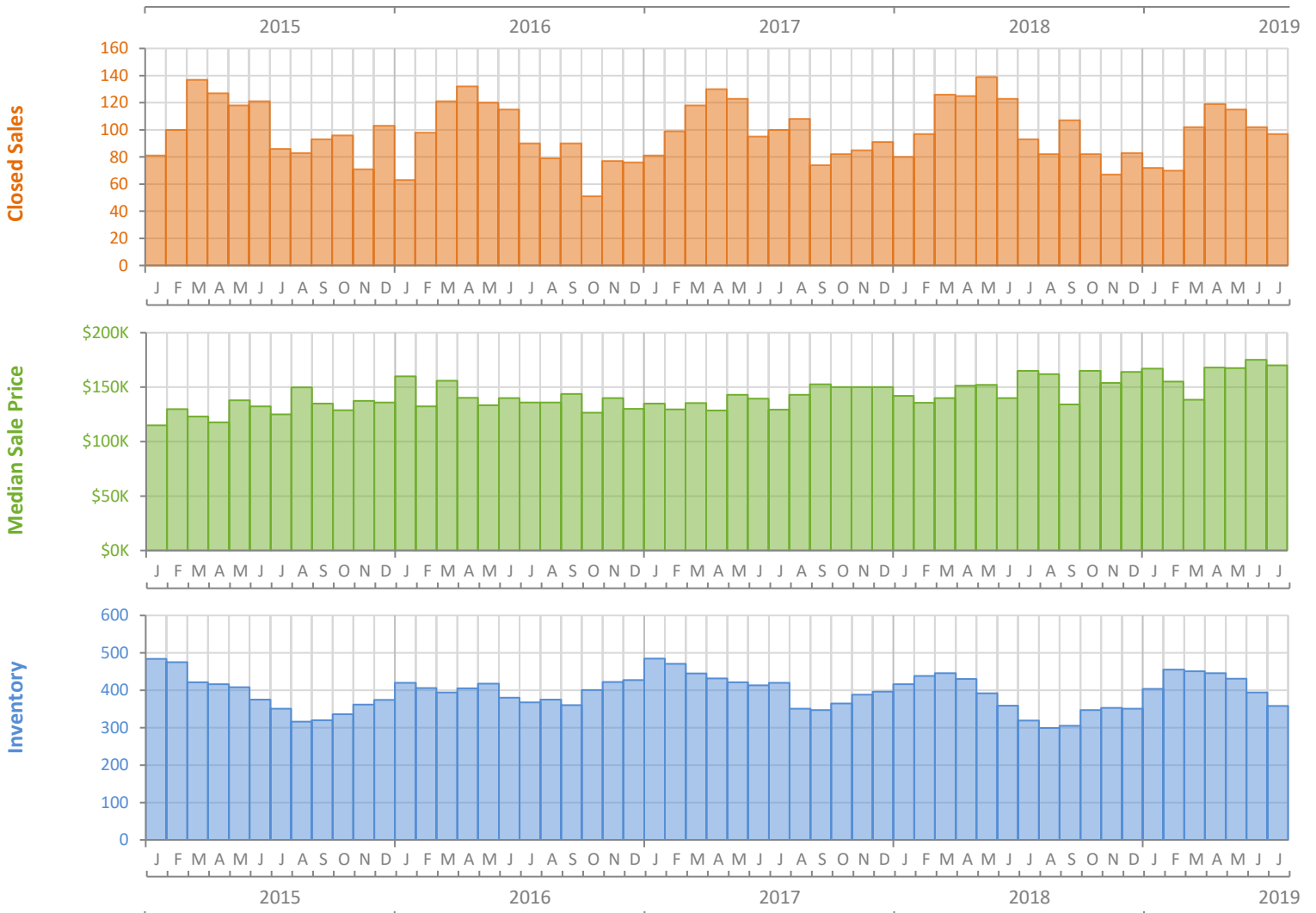
Monthly Market Summary - July 2019

Townhouses and Condos

Martin County



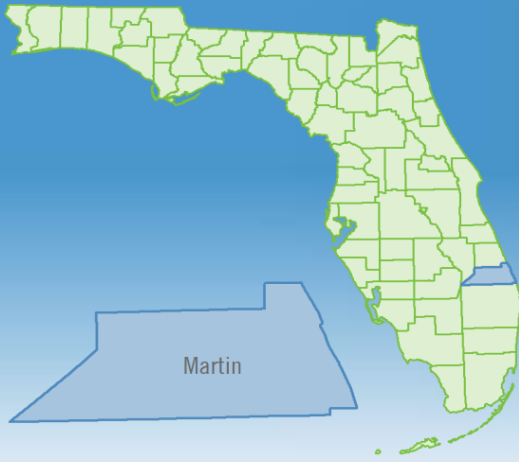
	July 2019	July 2018	Percent Change Year-over-Year
Closed Sales	97	93	4.3%
Paid in Cash	60	51	17.6%
Median Sale Price	\$170,000	\$164,900	3.1%
Average Sale Price	\$195,654	\$217,802	-10.2%
Dollar Volume	\$19.0 Million	\$20.3 Million	-6.3%
Med. Pct. of Orig. List Price Received	94.3%	94.3%	0.0%
Median Time to Contract	47 Days	64 Days	-26.6%
Median Time to Sale	92 Days	97 Days	-5.2%
New Pending Sales	98	86	14.0%
New Listings	82	76	7.9%
Pending Inventory	137	139	-1.4%
Inventory (Active Listings)	358	319	12.2%
Months Supply of Inventory	3.9	3.1	25.8%



Monthly Distressed Market - July 2019

Townhouses and Condos

Martin County



		July 2019	July 2018	Percent Change Year-over-Year
Traditional	Closed Sales	97	92	5.4%
	Median Sale Price	\$170,000	\$160,450	6.0%
Foreclosure/REO	Closed Sales	0	1	-100.0%
	Median Sale Price	(No Sales)	\$376,000	N/A
Short Sale	Closed Sales	0	0	N/A
	Median Sale Price	(No Sales)	(No Sales)	N/A

