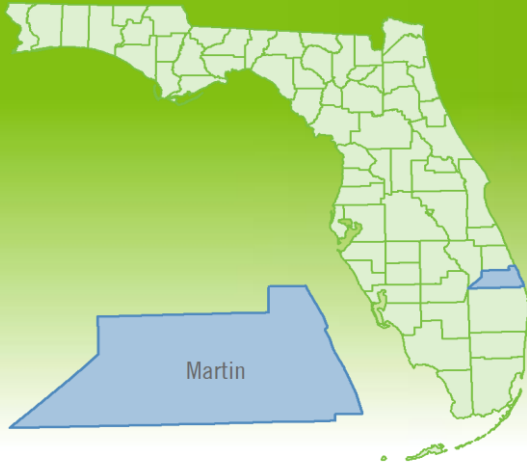


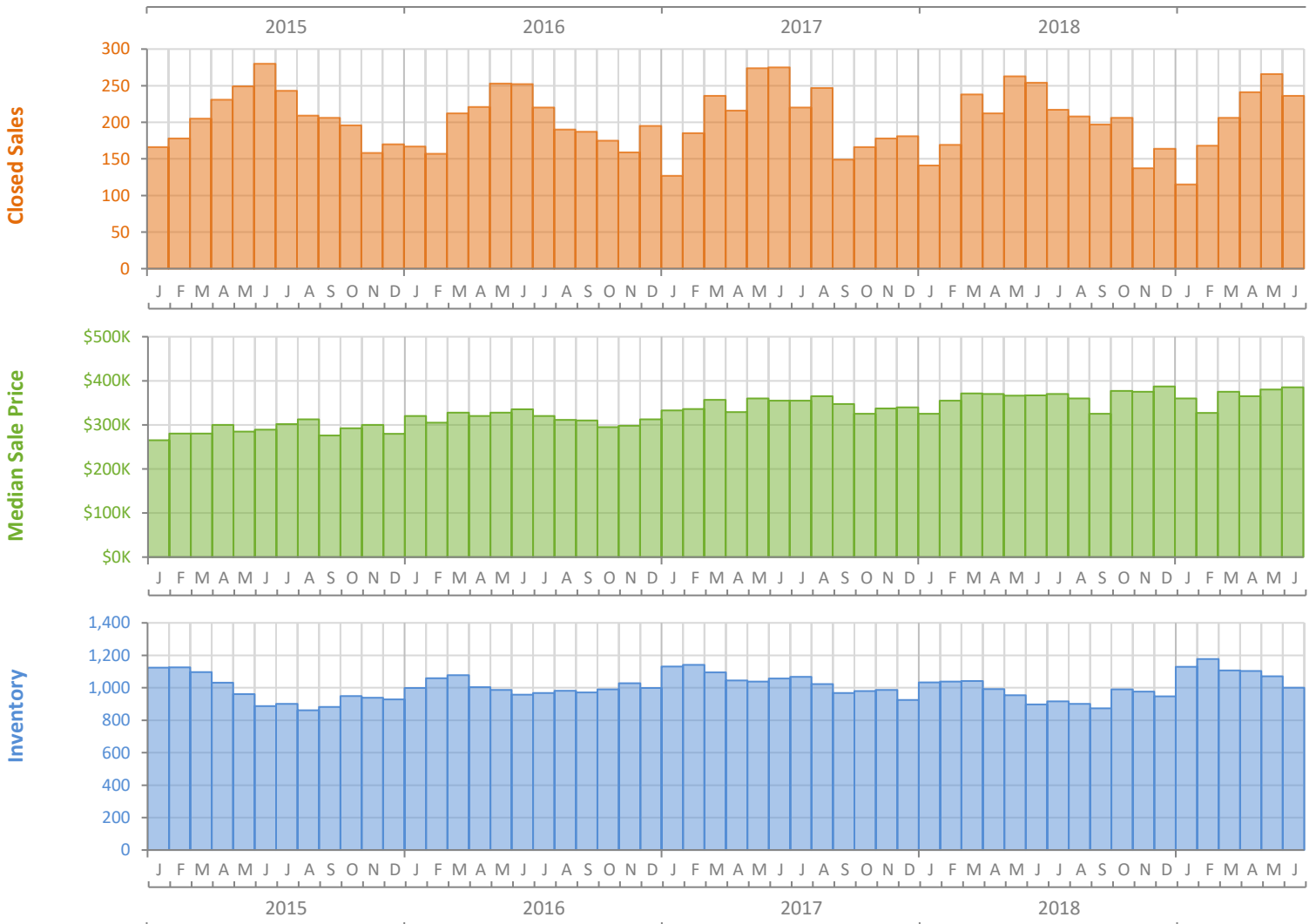
# Monthly Market Summary - June 2019

## Single Family Homes

### Martin County



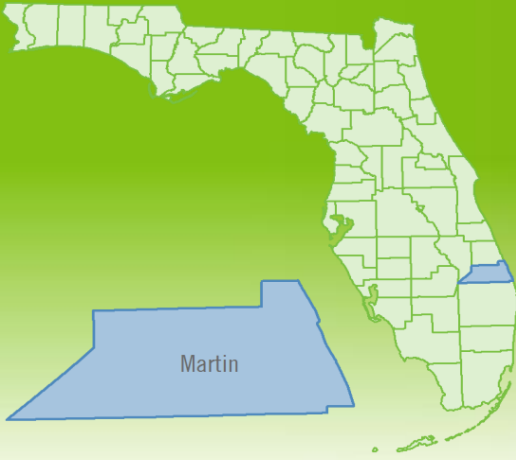
	June 2019	June 2018	Percent Change Year-over-Year
Closed Sales	236	254	-7.1%
Paid in Cash	77	87	-11.5%
Median Sale Price	\$385,000	\$367,000	4.9%
Average Sale Price	\$492,533	\$512,588	-3.9%
Dollar Volume	\$116.2 Million	\$130.2 Million	-10.7%
Med. Pct. of Orig. List Price Received	95.0%	94.6%	0.4%
Median Time to Contract	52 Days	49 Days	6.1%
Median Time to Sale	93 Days	96 Days	-3.1%
New Pending Sales	200	205	-2.4%
New Listings	221	251	-12.0%
Pending Inventory	316	336	-6.0%
Inventory (Active Listings)	1,001	897	11.6%
Months Supply of Inventory	5.1	4.5	13.3%



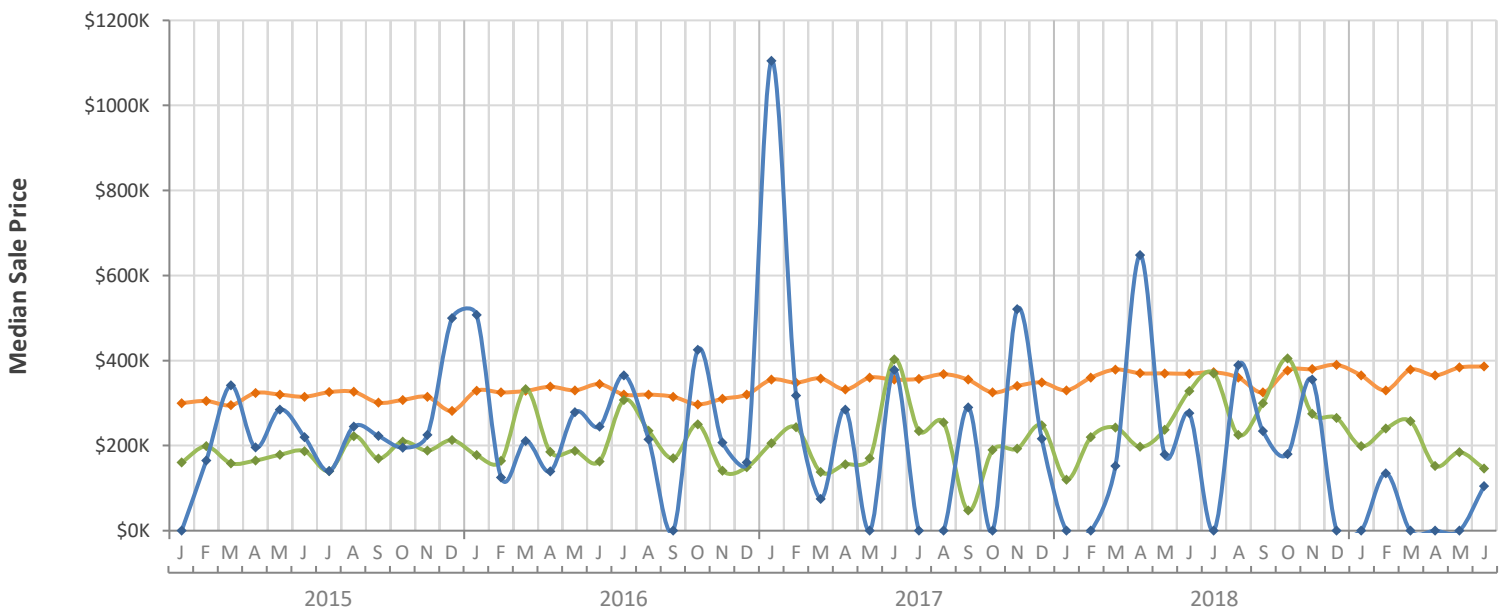
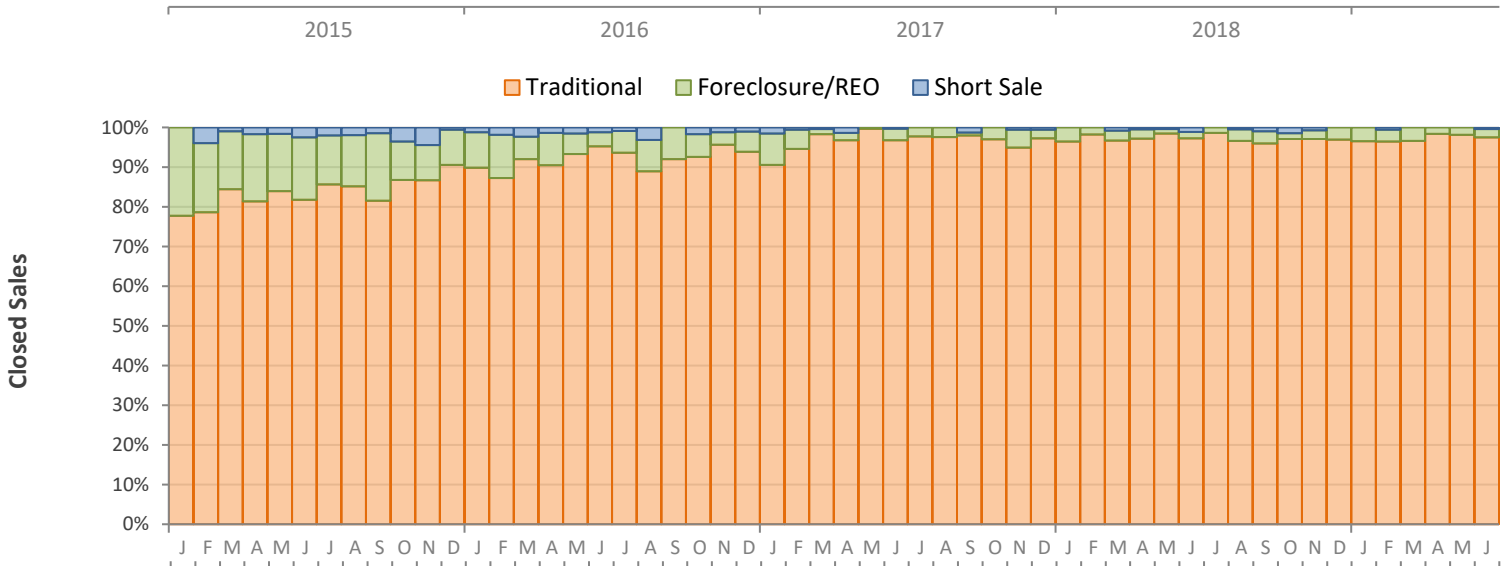
# Monthly Distressed Market - June 2019

## Single Family Homes

### Martin County



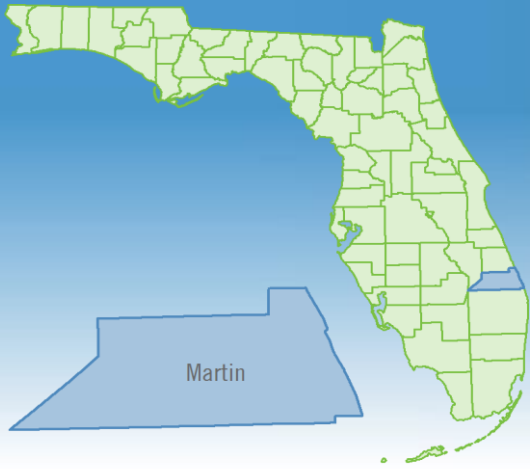
		June 2019	June 2018	Percent Change Year-over-Year
Traditional	Closed Sales	230	247	-6.9%
	Median Sale Price	\$386,250	\$369,000	4.7%
Foreclosure/REO	Closed Sales	5	4	25.0%
	Median Sale Price	\$146,000	\$328,250	-55.5%
Short Sale	Closed Sales	1	3	-66.7%
	Median Sale Price	\$105,000	\$276,000	-62.0%



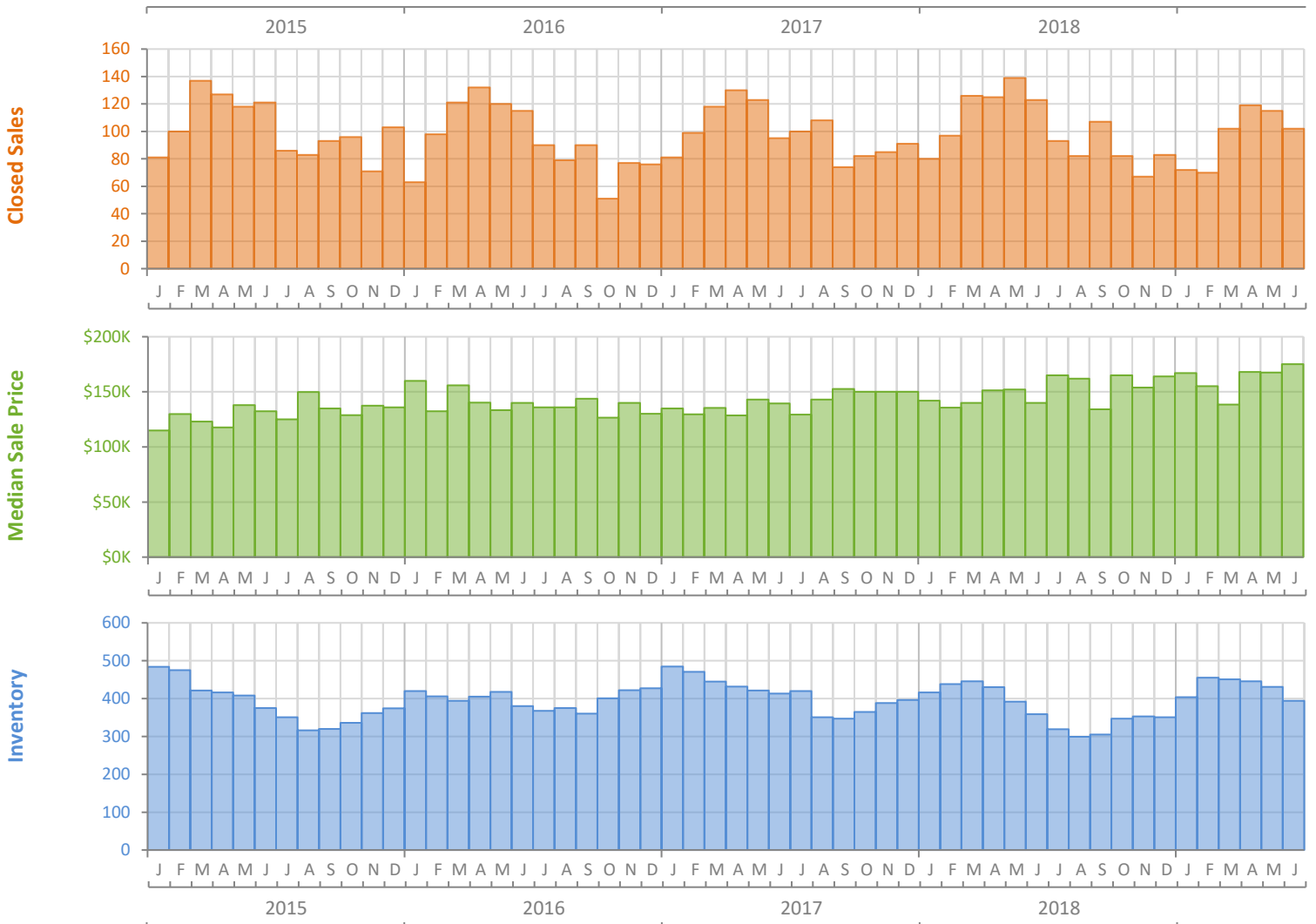
# Monthly Market Summary - June 2019

## Townhouses and Condos

### Martin County



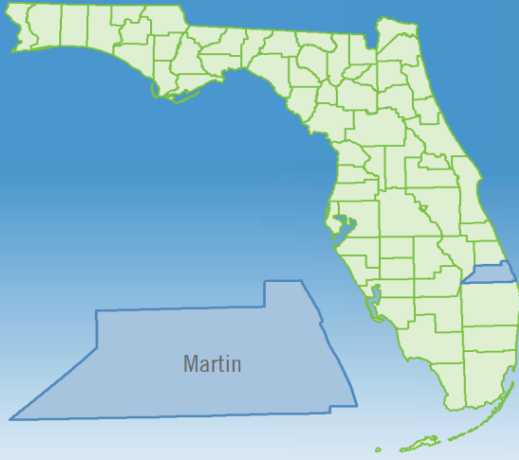
	June 2019	June 2018	Percent Change Year-over-Year
Closed Sales	102	123	-17.1%
Paid in Cash	53	72	-26.4%
Median Sale Price	\$175,000	\$139,900	25.1%
Average Sale Price	\$209,480	\$158,102	32.5%
Dollar Volume	\$21.4 Million	\$19.4 Million	9.9%
Med. Pct. of Orig. List Price Received	93.5%	94.1%	-0.6%
Median Time to Contract	48 Days	50 Days	-4.0%
Median Time to Sale	87 Days	89 Days	-2.2%
New Pending Sales	88	90	-2.2%
New Listings	96	90	6.7%
Pending Inventory	142	145	-2.1%
Inventory (Active Listings)	394	359	9.7%
Months Supply of Inventory	4.3	3.5	22.9%



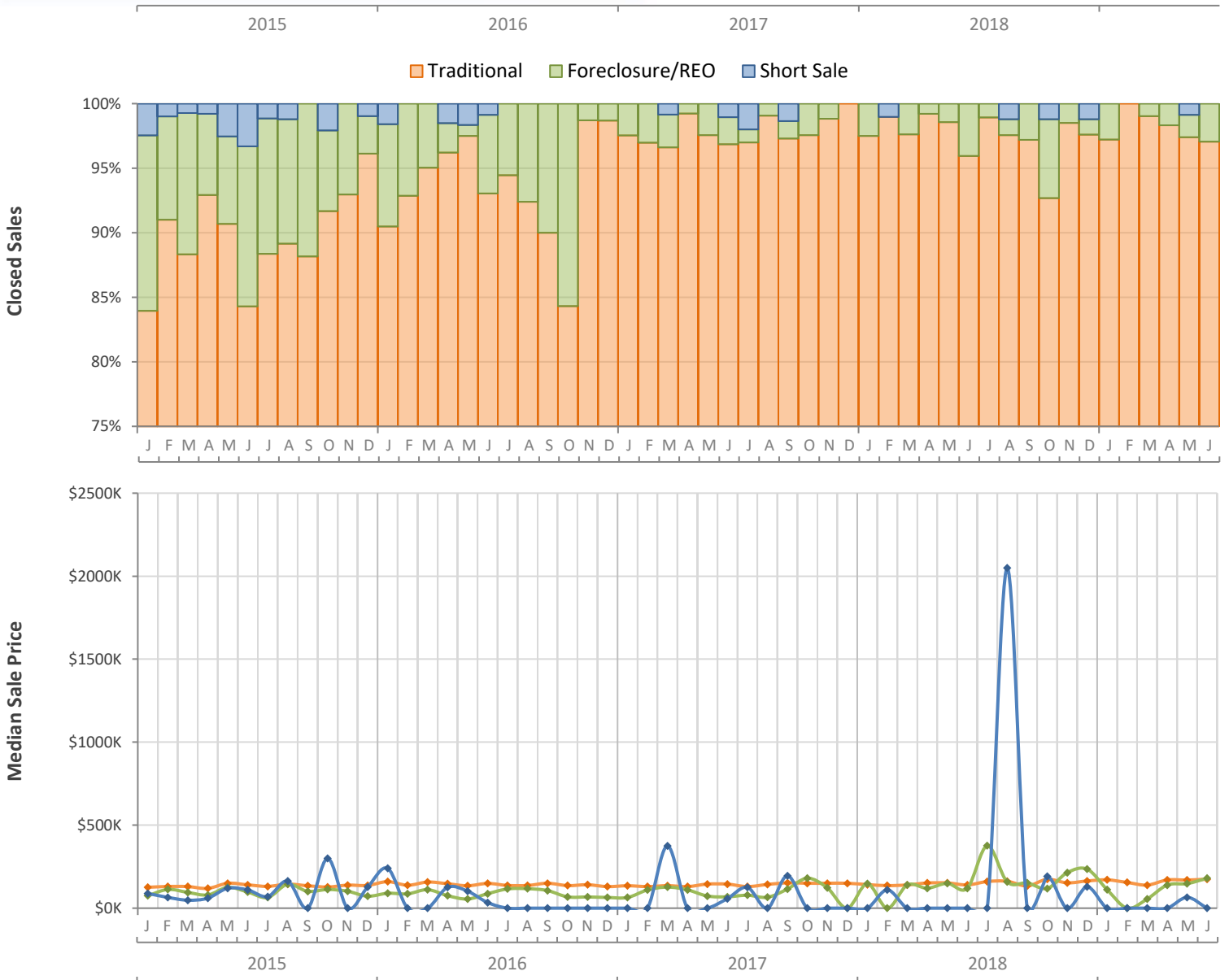
# Monthly Distressed Market - June 2019

## Townhouses and Condos

### Martin County



		June 2019	June 2018	Percent Change Year-over-Year
Traditional	Closed Sales	99	118	-16.1%
	Median Sale Price	\$175,000	\$140,000	25.0%
Foreclosure/REO	Closed Sales	3	5	-40.0%
	Median Sale Price	\$180,000	\$119,700	50.4%
Short Sale	Closed Sales	0	0	N/A
	Median Sale Price	(No Sales)	(No Sales)	N/A



Produced by Florida REALTORS® with data provided by Florida's multiple listing services. Statistics for each month compiled from MLS feeds on the 15th day of the following month. Data released on Tuesday, July 23, 2019. Next data release is Wednesday, August 21, 2019.