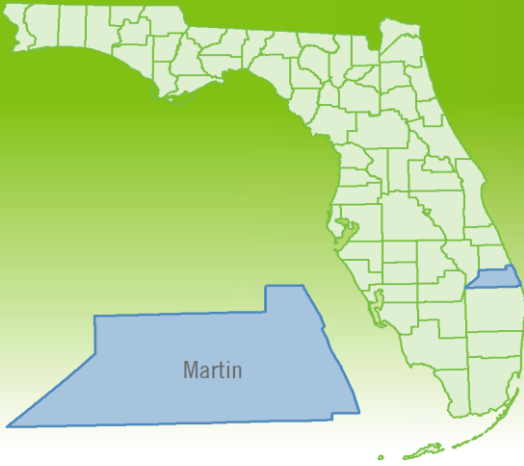


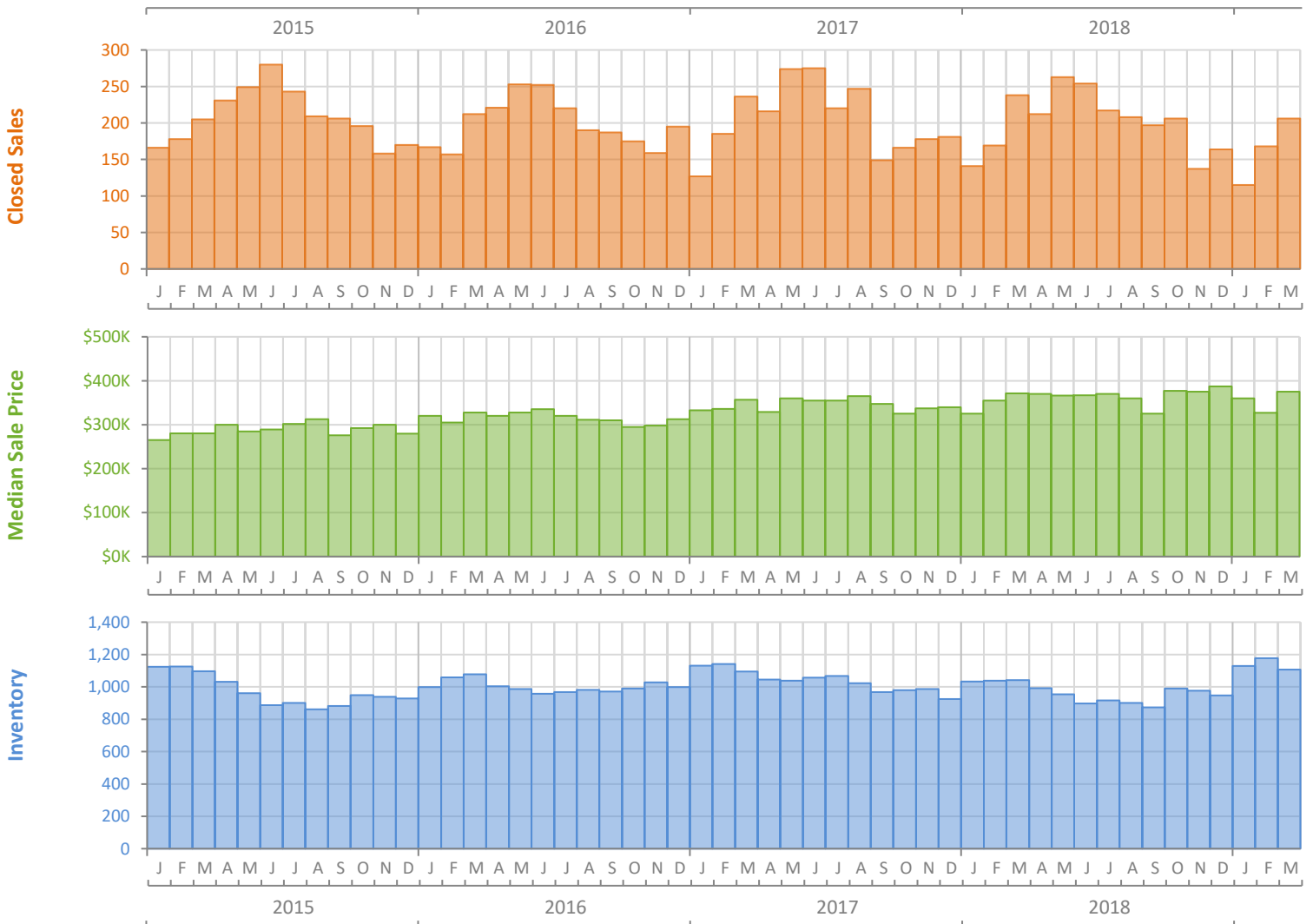
Monthly Market Summary - March 2019

Single Family Homes

Martin County



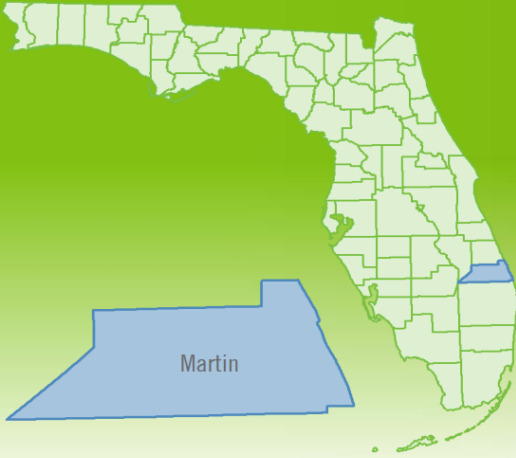
	March 2019	March 2018	Percent Change Year-over-Year
Closed Sales	206	238	-13.4%
Paid in Cash	83	103	-19.4%
Median Sale Price	\$375,000	\$371,500	0.9%
Average Sale Price	\$535,473	\$537,591	-0.4%
Dollar Volume	\$110.3 Million	\$127.9 Million	-13.8%
Med. Pct. of Orig. List Price Received	95.1%	95.0%	0.1%
Median Time to Contract	59 Days	52 Days	13.5%
Median Time to Sale	101 Days	95 Days	6.3%
New Pending Sales	254	260	-2.3%
New Listings	285	315	-9.5%
Pending Inventory	385	386	-0.3%
Inventory (Active Listings)	1,106	1,042	6.1%
Months Supply of Inventory	5.7	5.1	11.8%



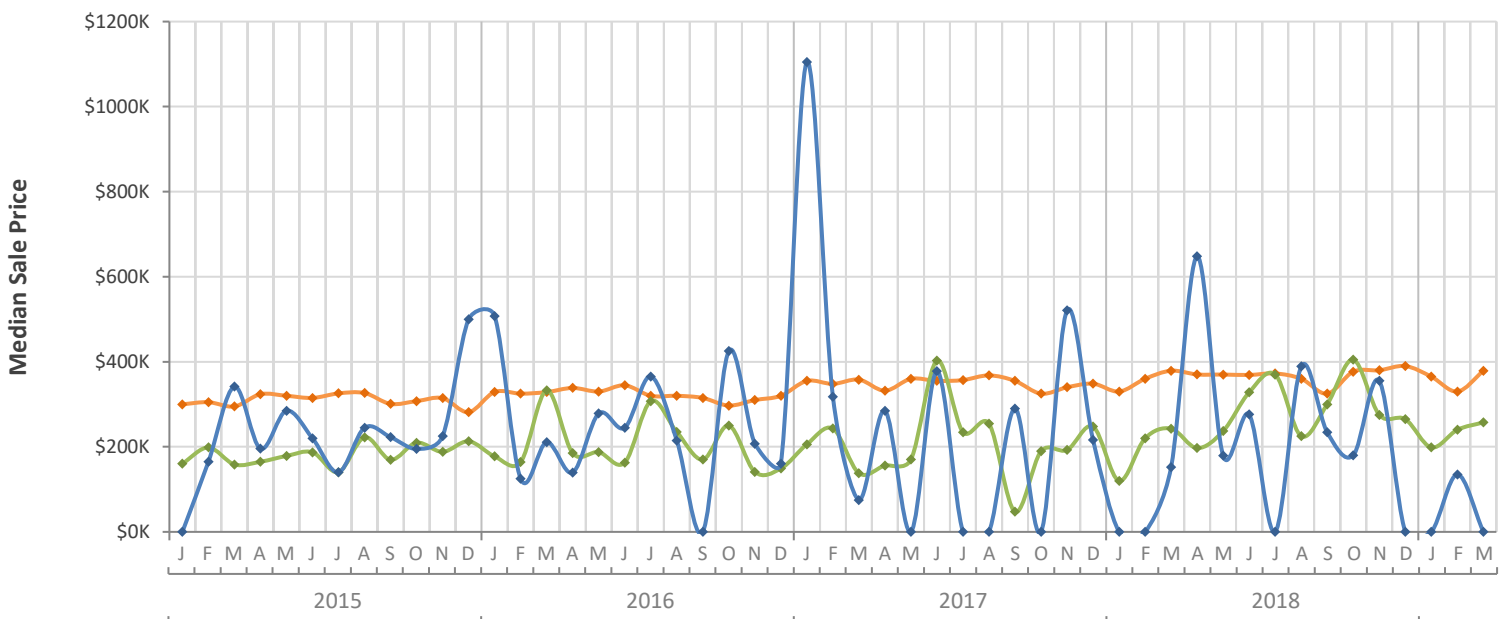
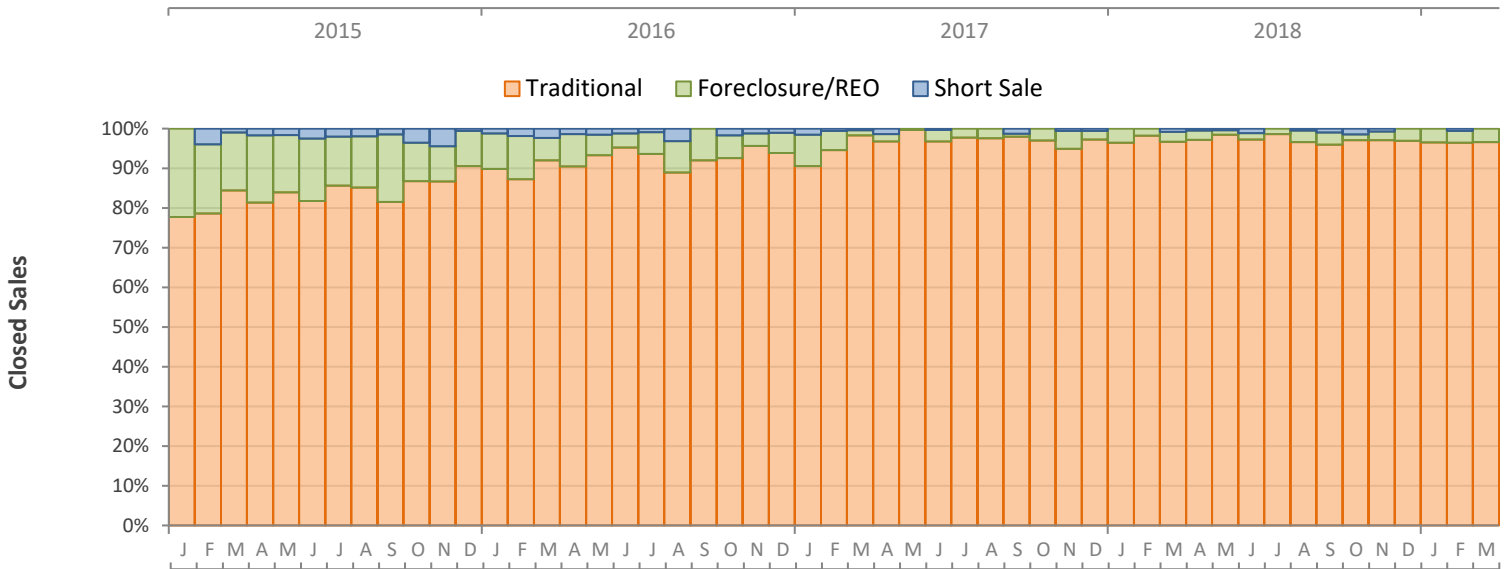
Monthly Distressed Market - March 2019

Single Family Homes

Martin County



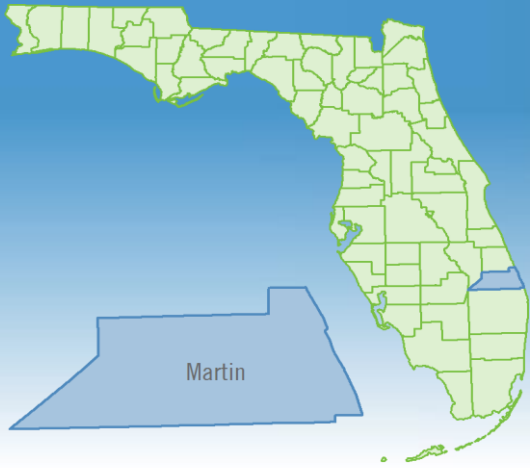
		March 2019	March 2018	Percent Change Year-over-Year
Traditional	Closed Sales	199	230	-13.5%
	Median Sale Price	\$378,500	\$379,000	-0.1%
Foreclosure/REO	Closed Sales	7	6	16.7%
	Median Sale Price	\$257,500	\$242,750	6.1%
Short Sale	Closed Sales	0	2	-100.0%
	Median Sale Price	(No Sales)	\$152,450	N/A



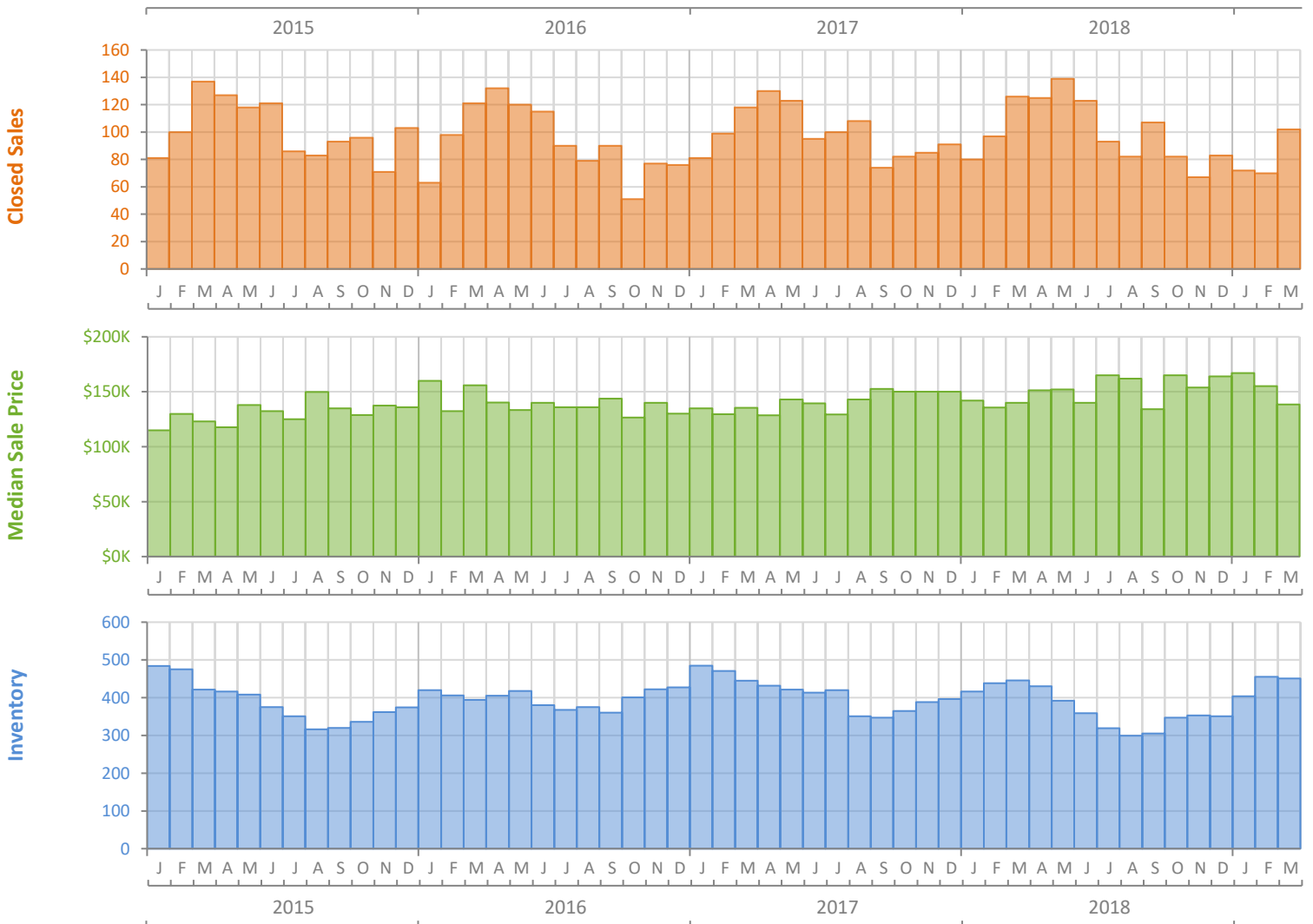
Monthly Market Summary - March 2019

Townhouses and Condos

Martin County



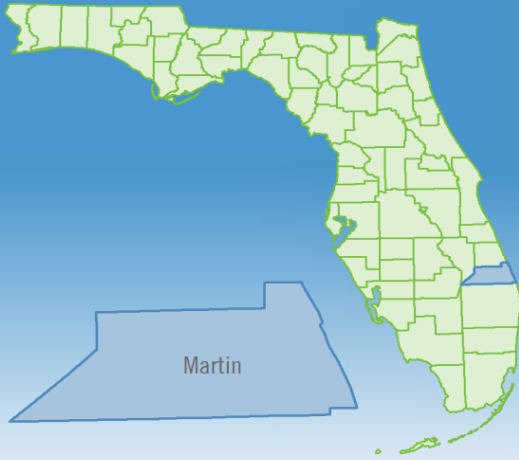
	March 2019	March 2018	Percent Change Year-over-Year
Closed Sales	102	126	-19.0%
Paid in Cash	61	89	-31.5%
Median Sale Price	\$138,500	\$140,000	-1.1%
Average Sale Price	\$192,785	\$188,450	2.3%
Dollar Volume	\$19.7 Million	\$23.7 Million	-17.2%
Med. Pct. of Orig. List Price Received	95.1%	95.0%	0.1%
Median Time to Contract	33 Days	28 Days	17.9%
Median Time to Sale	68 Days	69 Days	-1.4%
New Pending Sales	133	135	-1.5%
New Listings	169	171	-1.2%
Pending Inventory	191	189	1.1%
Inventory (Active Listings)	451	446	1.1%
Months Supply of Inventory	4.7	4.5	4.4%



Monthly Distressed Market - March 2019

Townhouses and Condos

Martin County



		March 2019	March 2018	Percent Change Year-over-Year
Traditional	Closed Sales	101	123	-17.9%
	Median Sale Price	\$139,000	\$140,000	-0.7%
Foreclosure/REO	Closed Sales	1	3	-66.7%
	Median Sale Price	\$55,000	\$139,650	-60.6%
Short Sale	Closed Sales	0	0	N/A
	Median Sale Price	(No Sales)	(No Sales)	N/A

