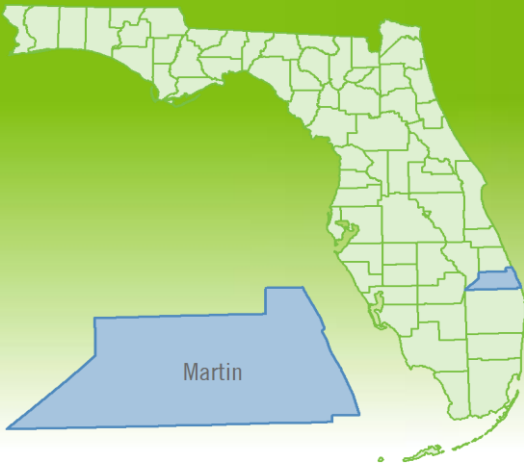


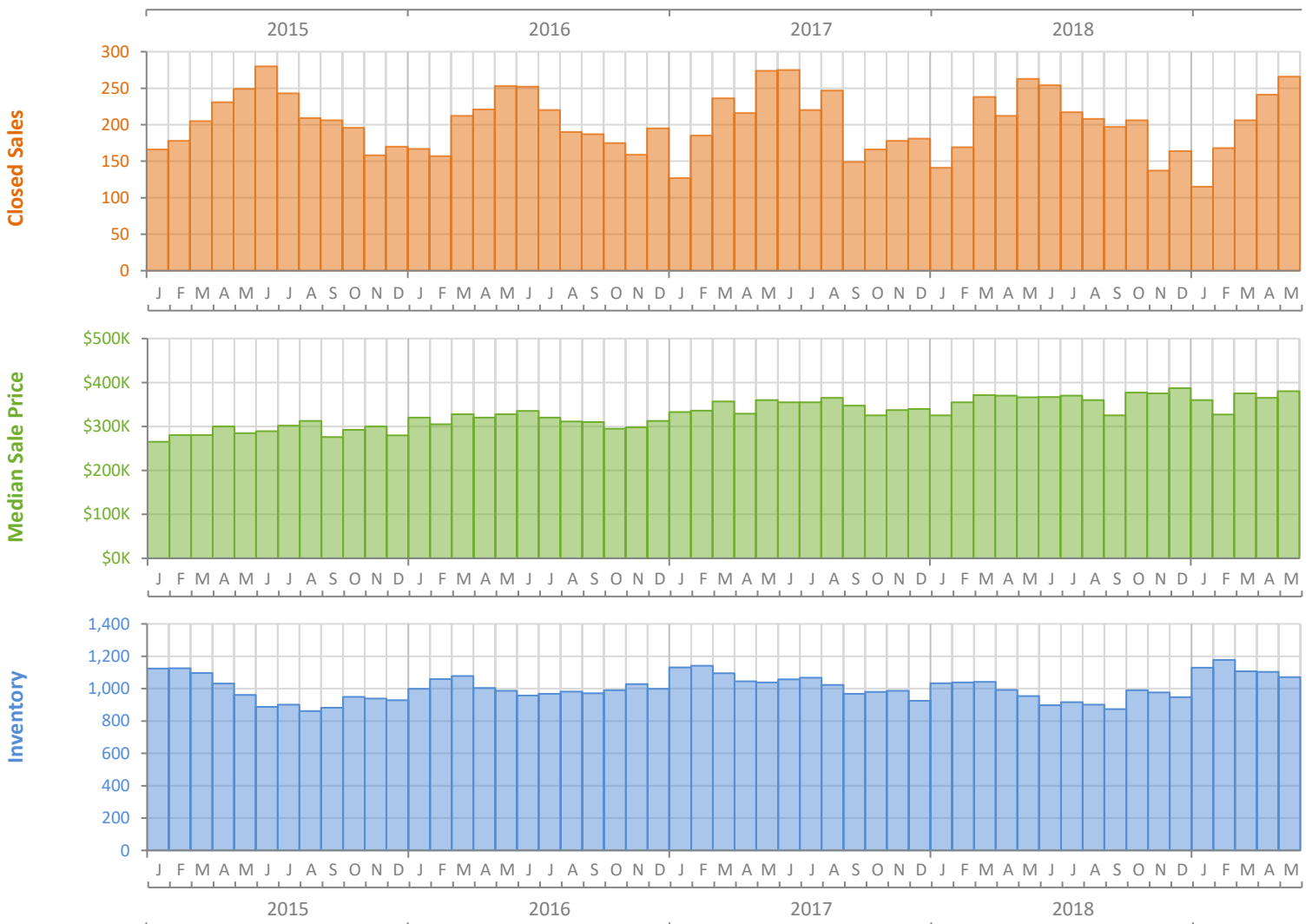
Monthly Market Summary - May 2019

Single Family Homes

Martin County



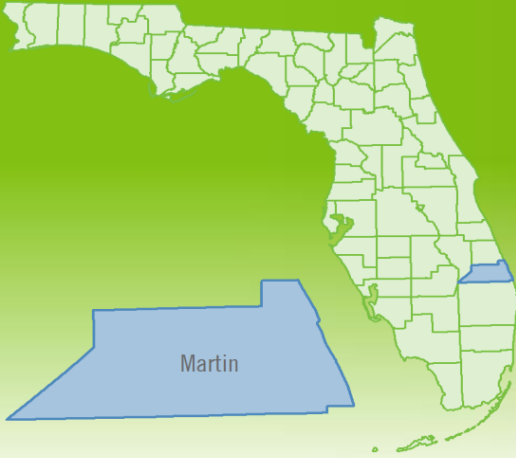
	May 2019	May 2018	Percent Change Year-over-Year
Closed Sales	266	263	1.1%
Paid in Cash	107	101	5.9%
Median Sale Price	\$380,000	\$366,000	3.8%
Average Sale Price	\$476,204	\$477,221	-0.2%
Dollar Volume	\$126.7 Million	\$125.5 Million	0.9%
Med. Pct. of Orig. List Price Received	94.7%	94.7%	0.0%
Median Time to Contract	46 Days	53 Days	-13.2%
Median Time to Sale	95 Days	94 Days	1.1%
New Pending Sales	229	225	1.8%
New Listings	292	250	16.8%
Pending Inventory	358	396	-9.6%
Inventory (Active Listings)	1,071	954	12.3%
Months Supply of Inventory	5.4	4.7	14.9%



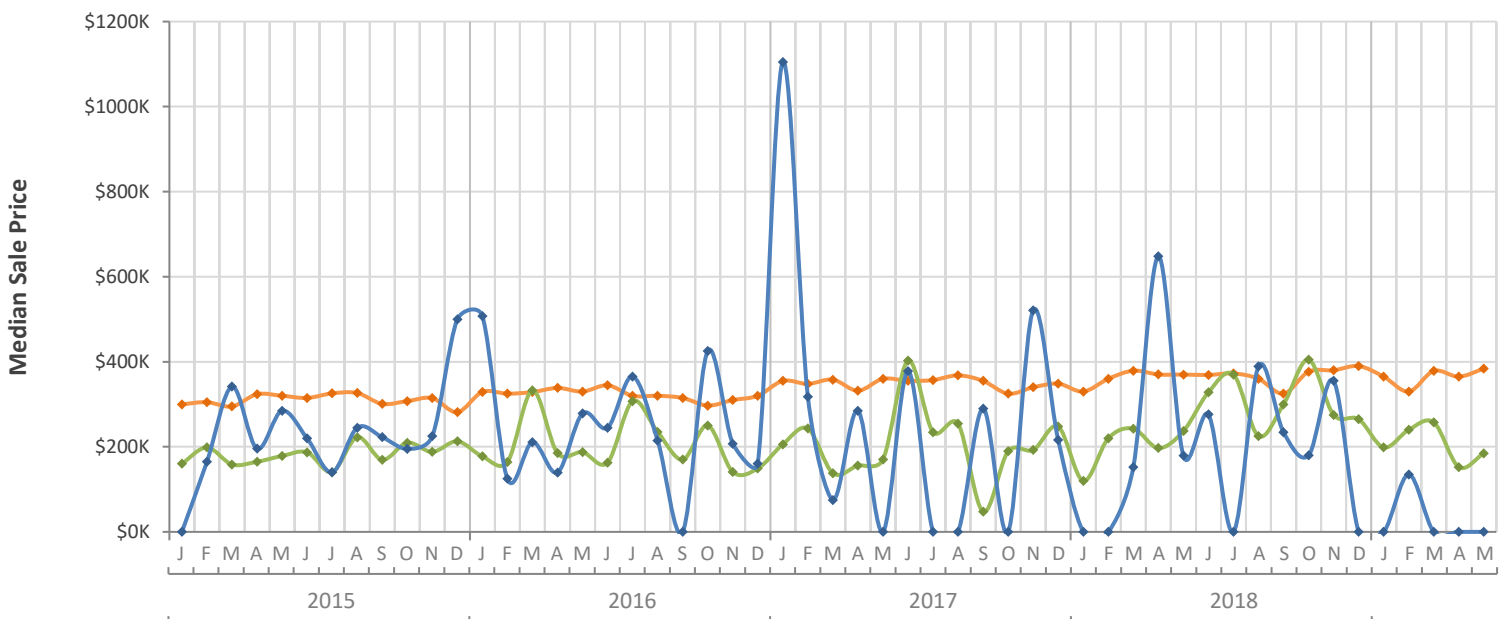
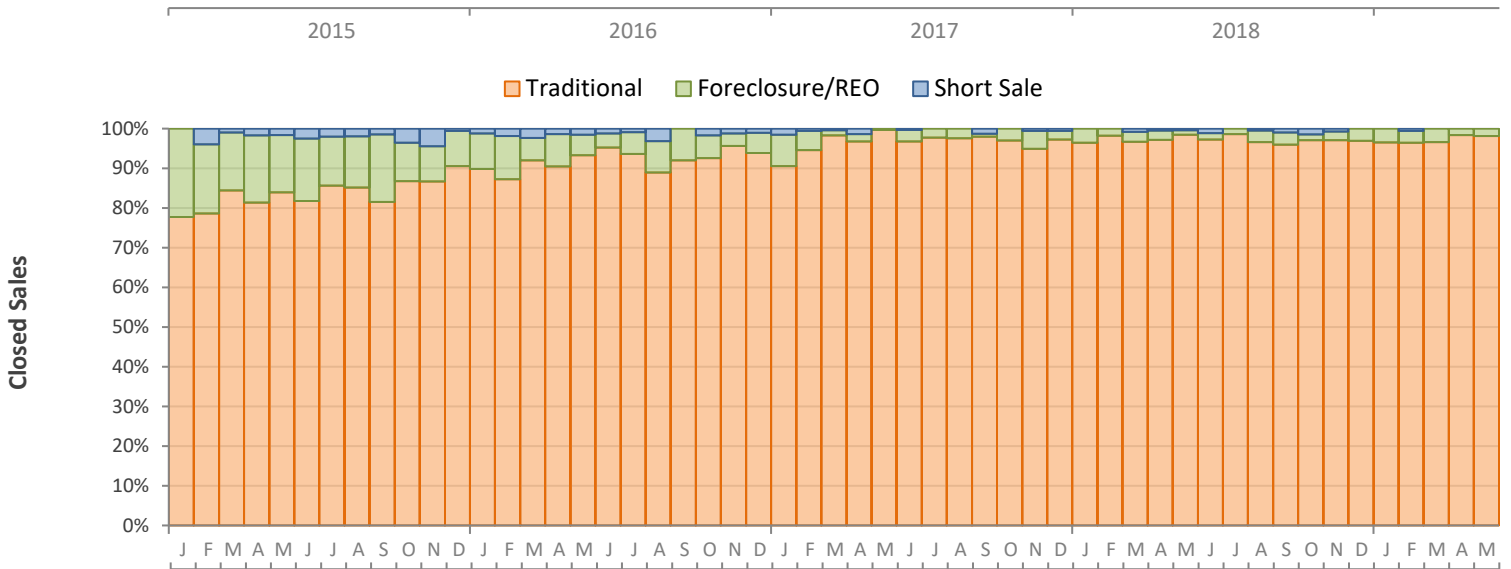
Monthly Distressed Market - May 2019

Single Family Homes

Martin County



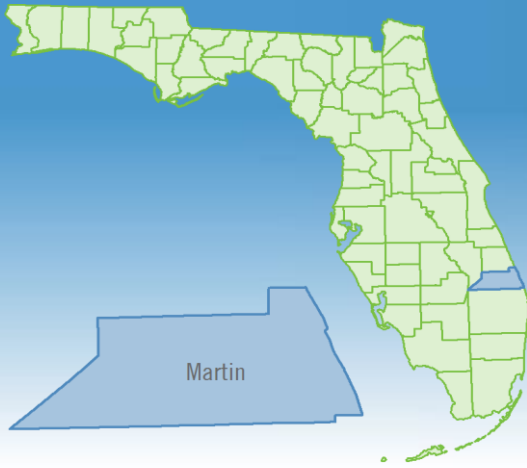
		May 2019	May 2018	Percent Change Year-over-Year
Traditional	Closed Sales	261	259	0.8%
	Median Sale Price	\$383,700	\$370,000	3.7%
Foreclosure/REO	Closed Sales	5	3	66.7%
	Median Sale Price	\$184,600	\$237,000	-22.1%
Short Sale	Closed Sales	0	1	-100.0%
	Median Sale Price	(No Sales)	\$179,000	N/A



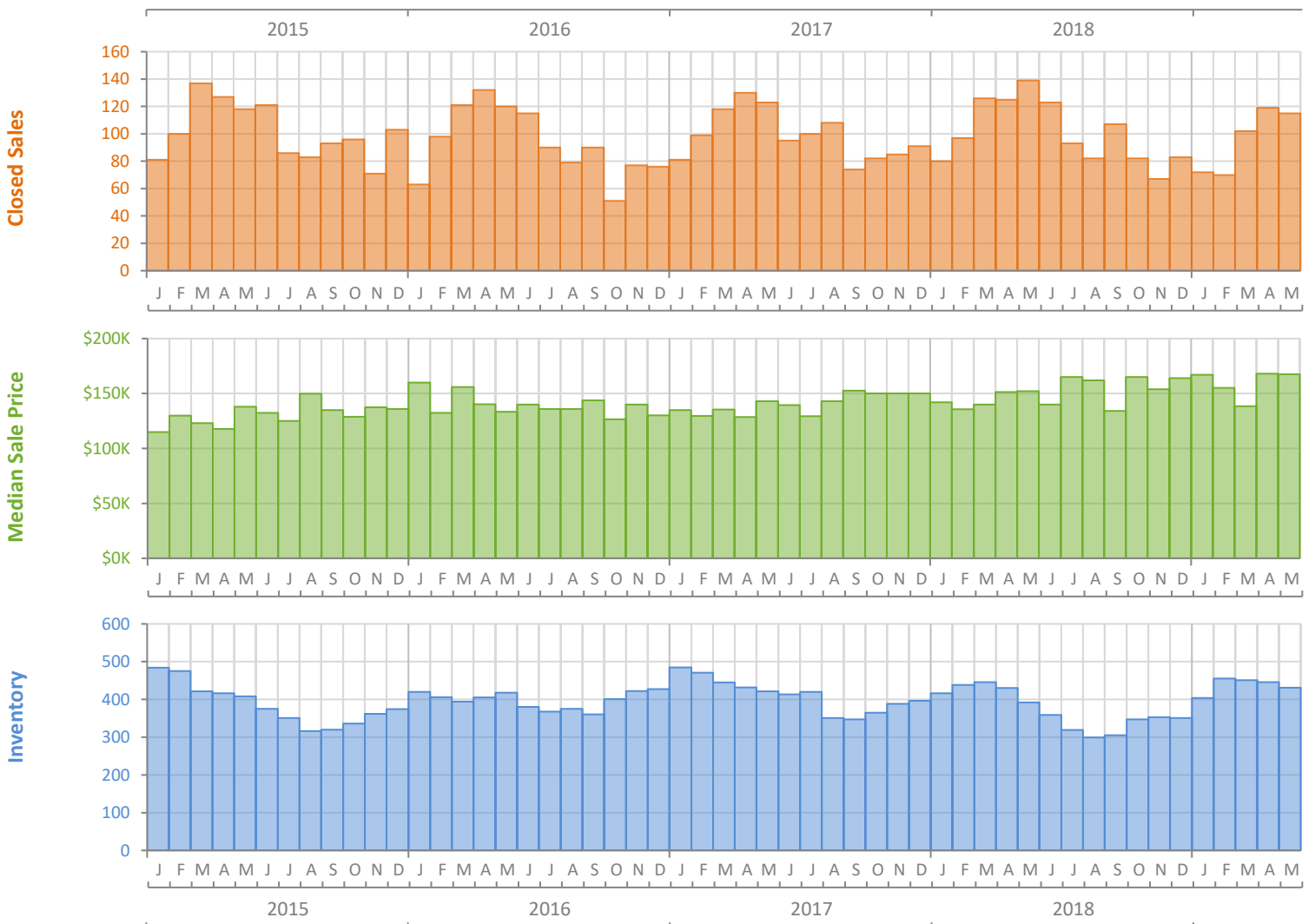
Monthly Market Summary - May 2019

Townhouses and Condos

Martin County



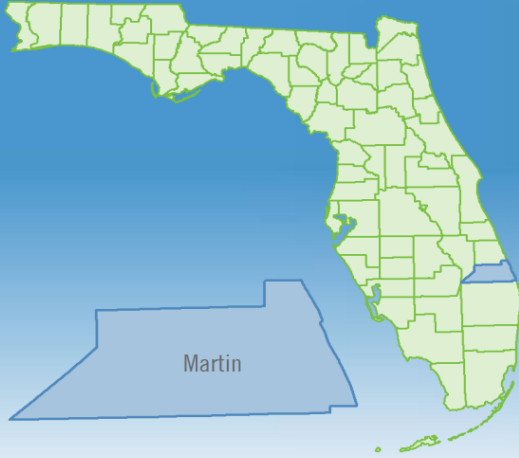
	May 2019	May 2018	Percent Change Year-over-Year
Closed Sales	115	139	-17.3%
Paid in Cash	68	92	-26.1%
Median Sale Price	\$167,500	\$152,000	10.2%
Average Sale Price	\$208,696	\$198,640	5.1%
Dollar Volume	\$24.0 Million	\$27.6 Million	-13.1%
Med. Pct. of Orig. List Price Received	94.6%	93.9%	0.7%
Median Time to Contract	38 Days	46 Days	-17.4%
Median Time to Sale	81 Days	84 Days	-3.6%
New Pending Sales	106	122	-13.1%
New Listings	111	122	-9.0%
Pending Inventory	169	185	-8.6%
Inventory (Active Listings)	431	392	9.9%
Months Supply of Inventory	4.6	3.9	17.9%



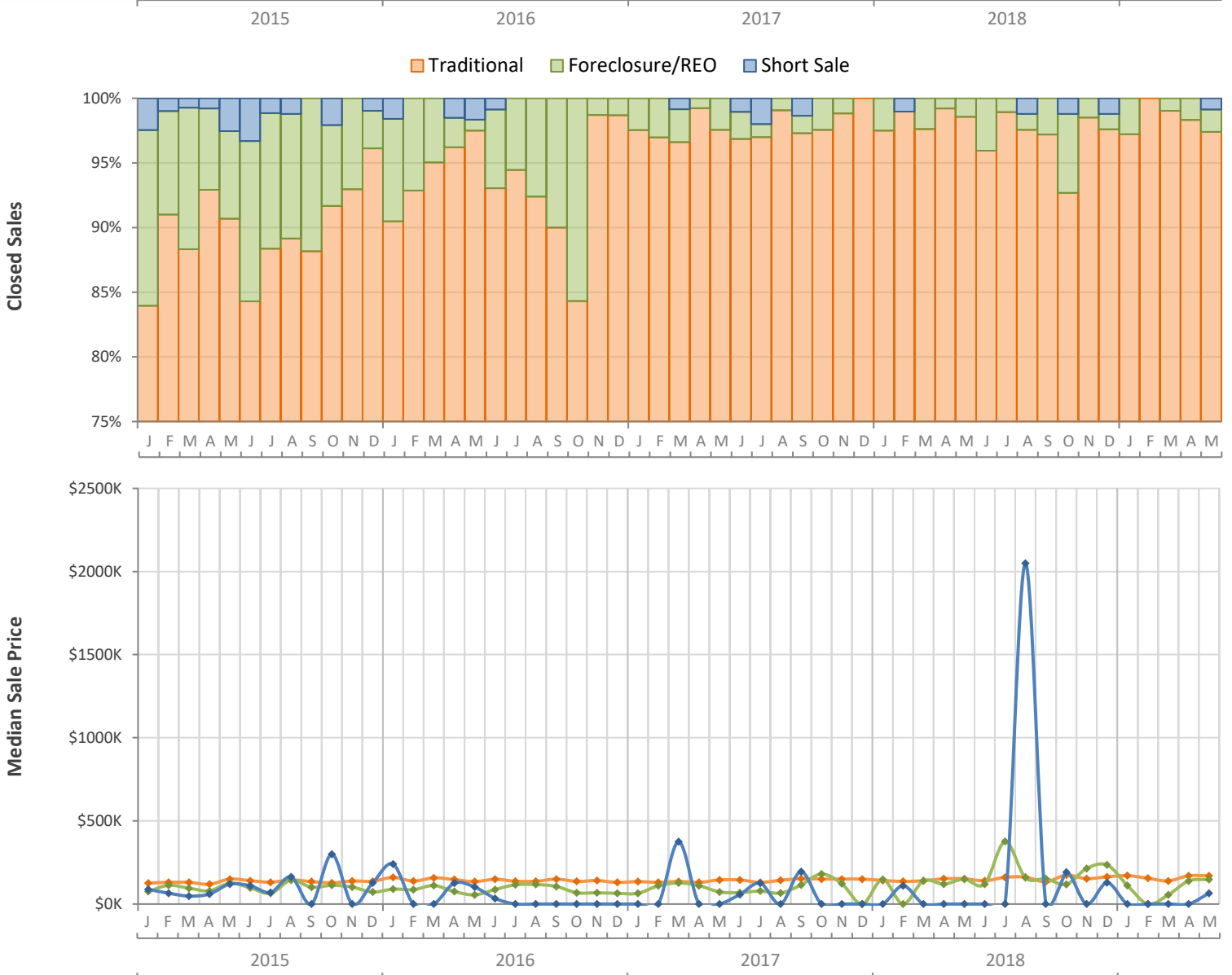
Monthly Distressed Market - May 2019

Townhouses and Condos

Martin County



		May 2019	May 2018	Percent Change Year-over-Year
Traditional	Closed Sales	112	137	-18.2%
	Median Sale Price	\$169,500	\$152,000	11.5%
Foreclosure/REO	Closed Sales	2	2	0.0%
	Median Sale Price	\$147,935	\$149,500	-1.0%
Short Sale	Closed Sales	1	0	N/A
	Median Sale Price	\$65,000	(No Sales)	N/A



Produced by Florida REALTORS® with data provided by Florida's multiple listing services. Statistics for each month compiled from MLS feeds on the 15th day of the following month. Data released on Friday, June 21, 2019. Next data release is Tuesday, July 23, 2019.