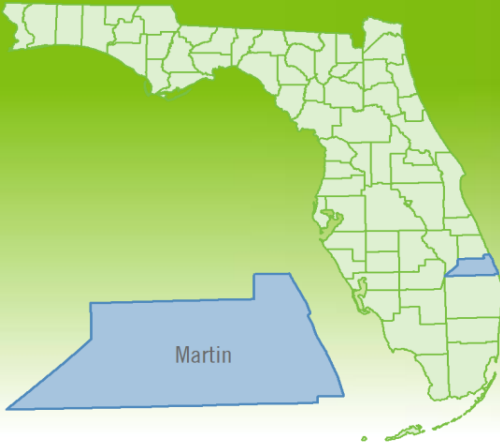


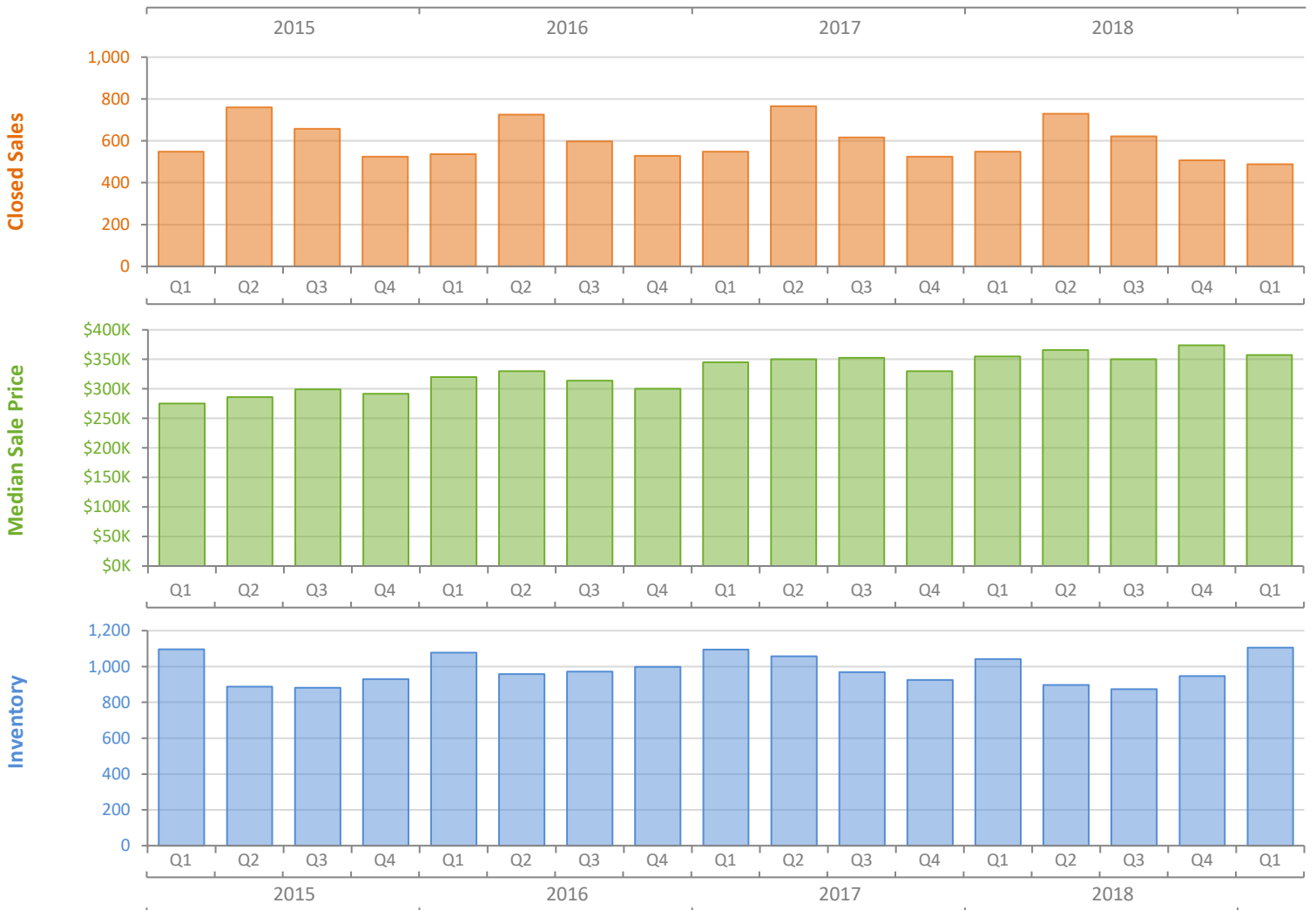
Quarterly Market Summary - Q1 2019

Single Family Homes

Martin County



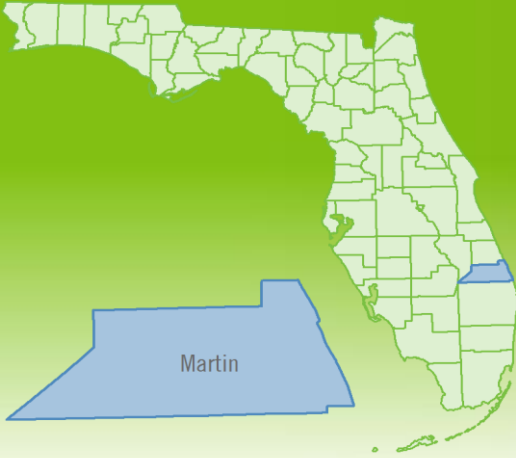
	Q1 2019	Q1 2018	Percent Change Year-over-Year
Closed Sales	489	548	-10.8%
Paid in Cash	201	233	-13.7%
Median Sale Price	\$357,450	\$355,000	0.7%
Average Sale Price	\$538,274	\$485,900	10.8%
Dollar Volume	\$263.2 Million	\$266.3 Million	-1.1%
Med. Pct. of Orig. List Price Received	94.9%	94.8%	0.1%
Median Time to Contract	57 Days	60 Days	-5.0%
Median Time to Sale	100 Days	98 Days	2.0%
New Pending Sales	695	702	-1.0%
New Listings	1,000	930	7.5%
Pending Inventory	385	386	-0.3%
Inventory (Active Listings)	1,106	1,042	6.1%
Months Supply of Inventory	5.7	5.1	11.8%



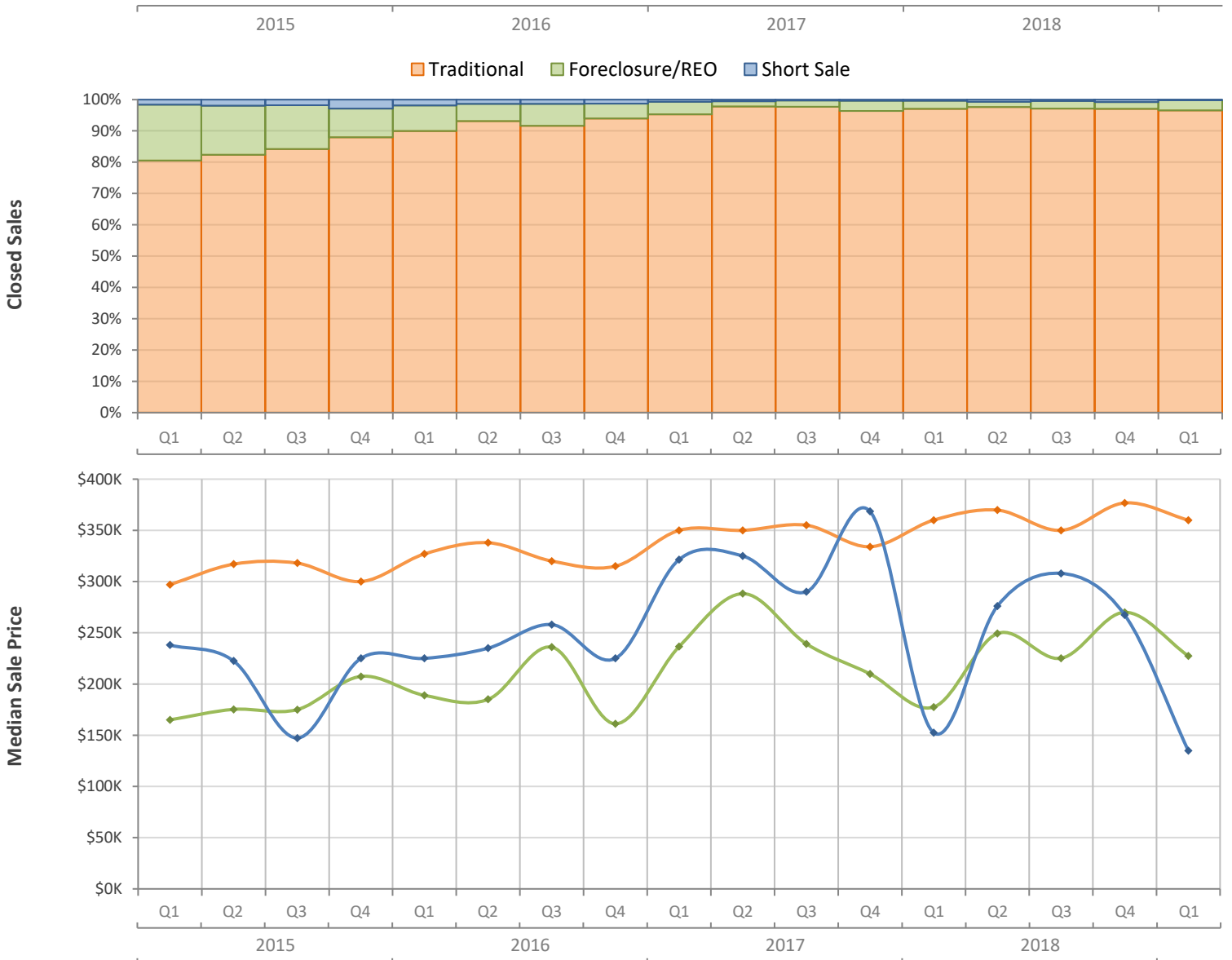
Quarterly Distressed Market - Q1 2019

Single Family Homes

Martin County



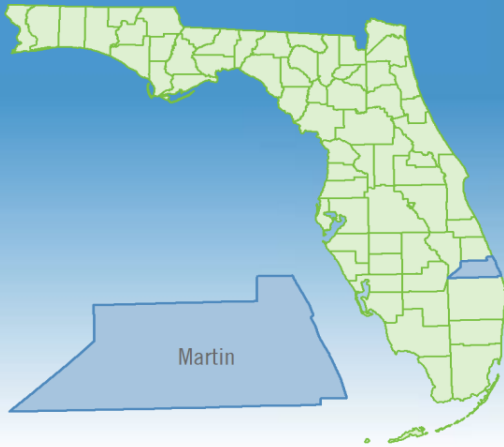
		Q1 2019	Q1 2018	Percent Change Year-over-Year
Traditional	Closed Sales	472	532	-11.3%
	Median Sale Price	\$360,000	\$360,000	0.0%
Foreclosure/REO	Closed Sales	16	14	14.3%
	Median Sale Price	\$227,500	\$177,500	28.2%
Short Sale	Closed Sales	1	2	-50.0%
	Median Sale Price	\$135,000	\$152,450	-11.4%



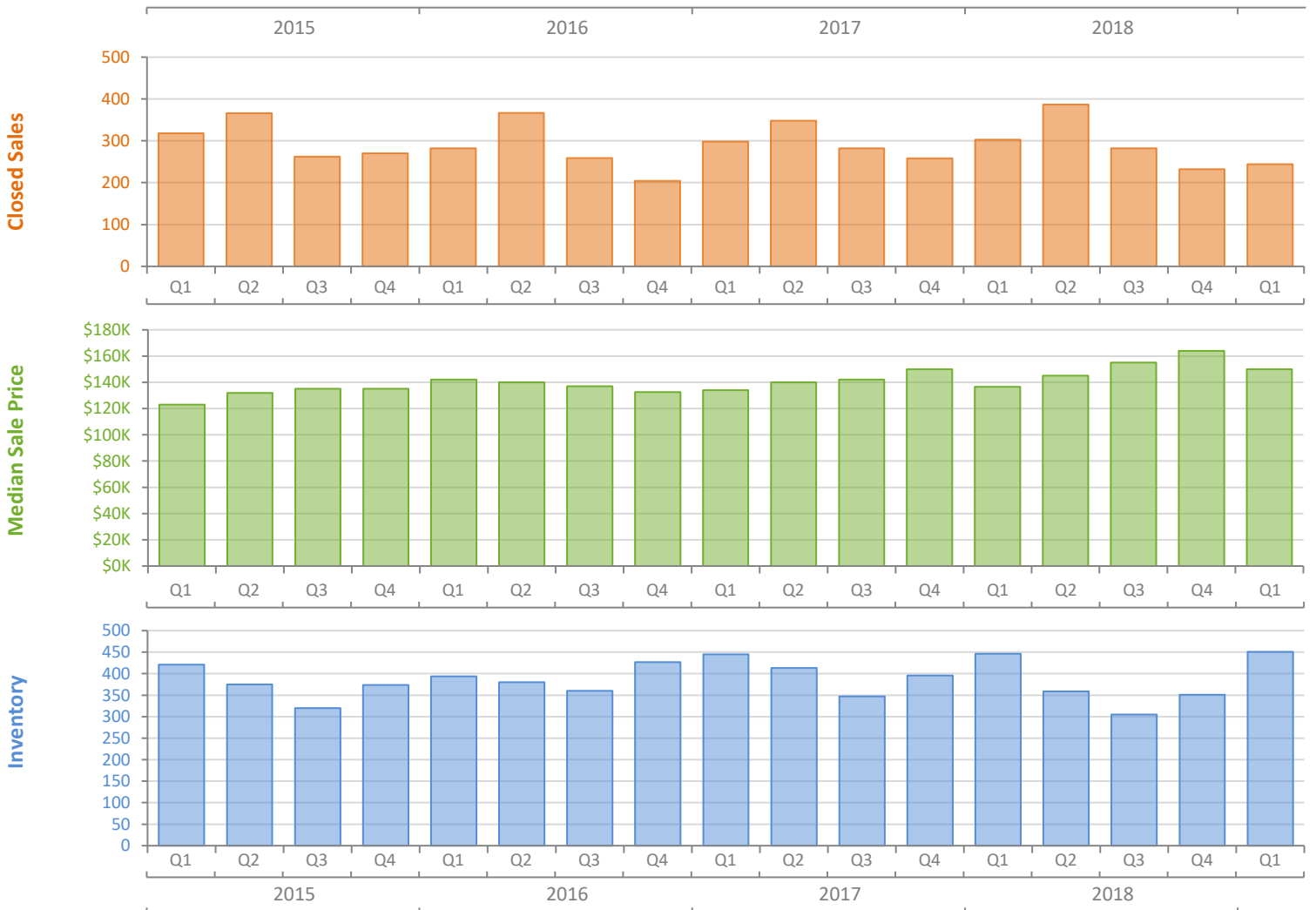
Quarterly Market Summary - Q1 2019

Townhouses and Condos

Martin County



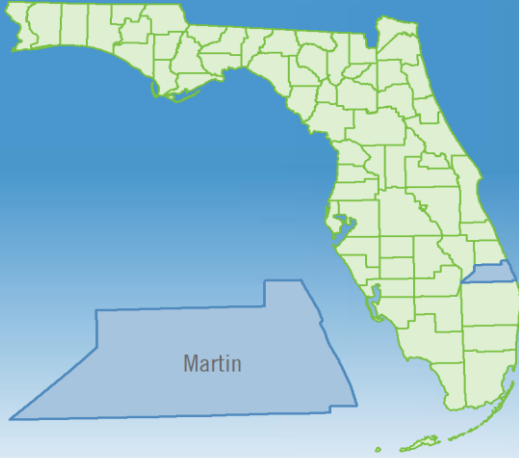
	Q1 2019	Q1 2018	Percent Change Year-over-Year
Closed Sales	244	303	-19.5%
Paid in Cash	155	208	-25.5%
Median Sale Price	\$149,900	\$136,500	9.8%
Average Sale Price	\$196,443	\$176,422	11.3%
Dollar Volume	\$47.9 Million	\$53.5 Million	-10.3%
Med. Pct. of Orig. List Price Received	95.2%	94.2%	1.1%
Median Time to Contract	31 Days	42 Days	-26.2%
Median Time to Sale	66 Days	76 Days	-13.2%
New Pending Sales	341	396	-13.9%
New Listings	511	495	3.2%
Pending Inventory	191	189	1.1%
Inventory (Active Listings)	451	446	1.1%
Months Supply of Inventory	4.7	4.5	4.4%



Quarterly Distressed Market - Q1 2019

Townhouses and Condos

Martin County



		Q1 2019	Q1 2018	Percent Change Year-over-Year
Traditional	Closed Sales	241	297	-18.9%
	Median Sale Price	\$150,000	\$136,500	9.9%
Foreclosure/REO	Closed Sales	3	5	-40.0%
	Median Sale Price	\$104,500	\$139,650	-25.2%
Short Sale	Closed Sales	0	1	-100.0%
	Median Sale Price	(No Sales)	\$110,000	N/A

