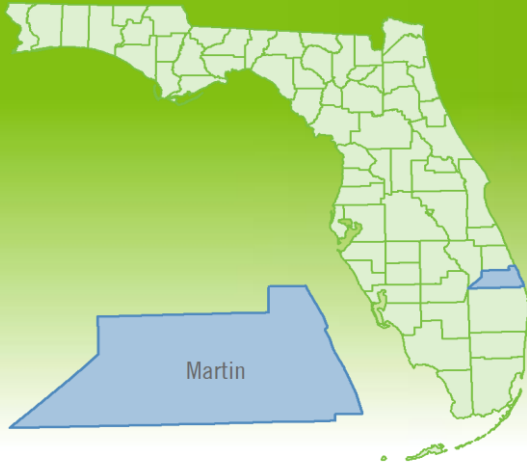


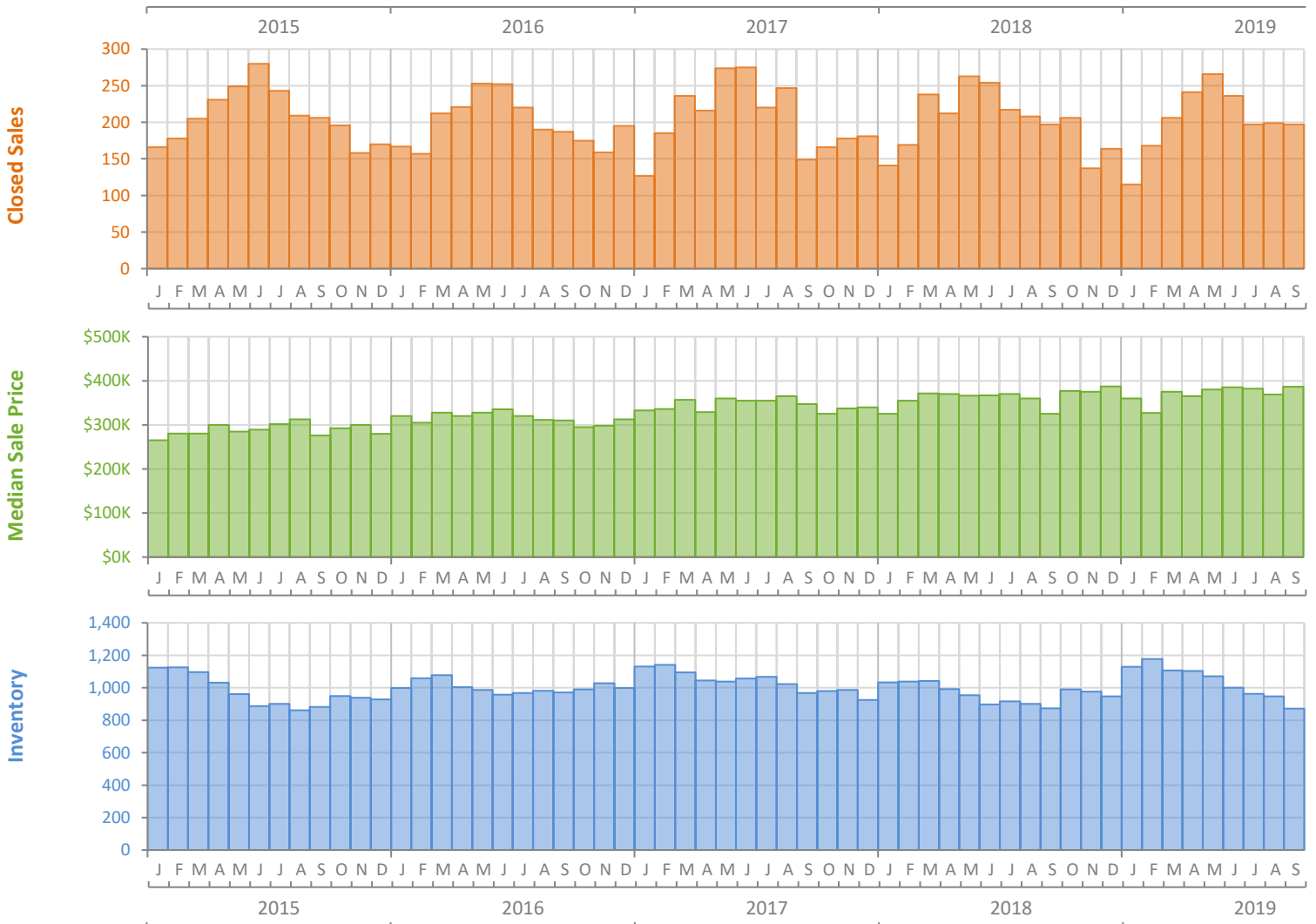
Monthly Market Summary - September 2019

Single Family Homes

Martin County



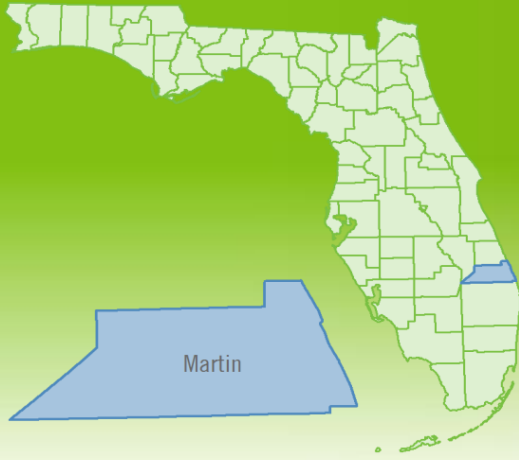
	September 2019	September 2018	Percent Change Year-over-Year
Closed Sales	197	197	0.0%
Paid in Cash	72	65	10.8%
Median Sale Price	\$386,500	\$325,000	18.9%
Average Sale Price	\$489,965	\$392,218	24.9%
Dollar Volume	\$96.5 Million	\$77.3 Million	24.9%
Med. Pct. of Orig. List Price Received	94.3%	95.1%	-0.8%
Median Time to Contract	57 Days	38 Days	50.0%
Median Time to Sale	108 Days	80 Days	35.0%
New Pending Sales	195	179	8.9%
New Listings	183	203	-9.9%
Pending Inventory	325	277	17.3%
Inventory (Active Listings)	871	874	-0.3%
Months Supply of Inventory	4.5	4.3	4.7%



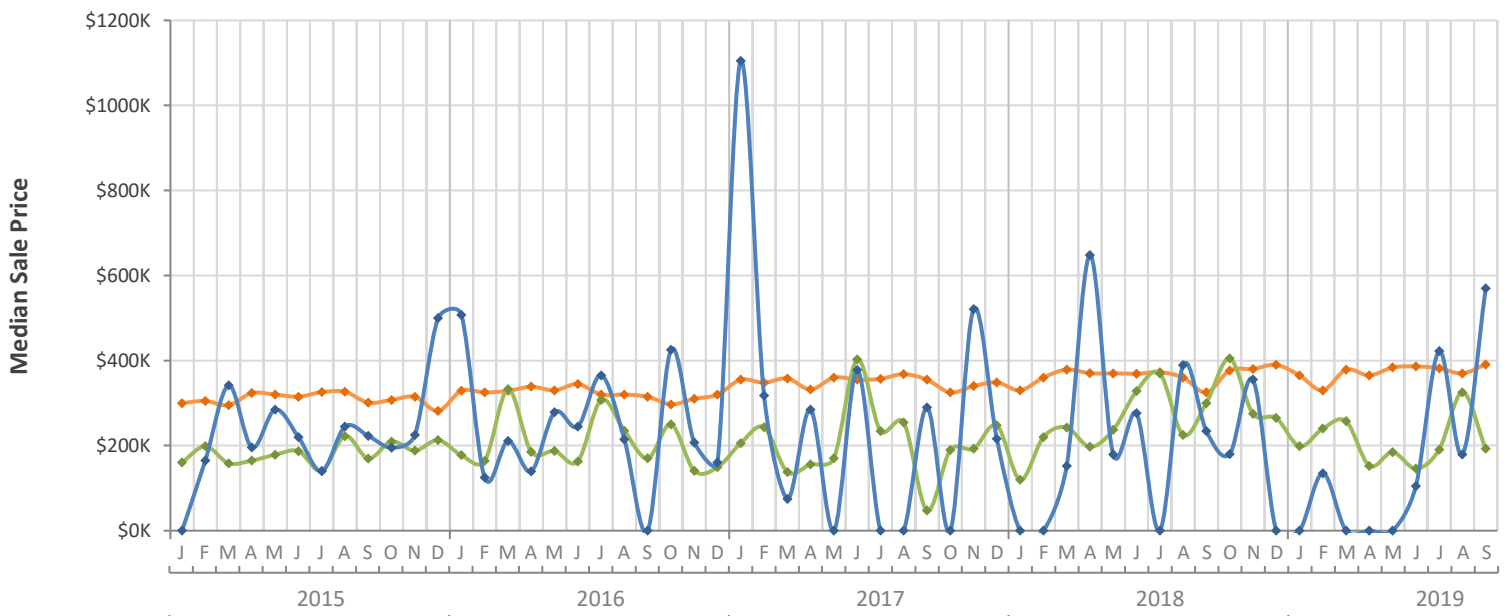
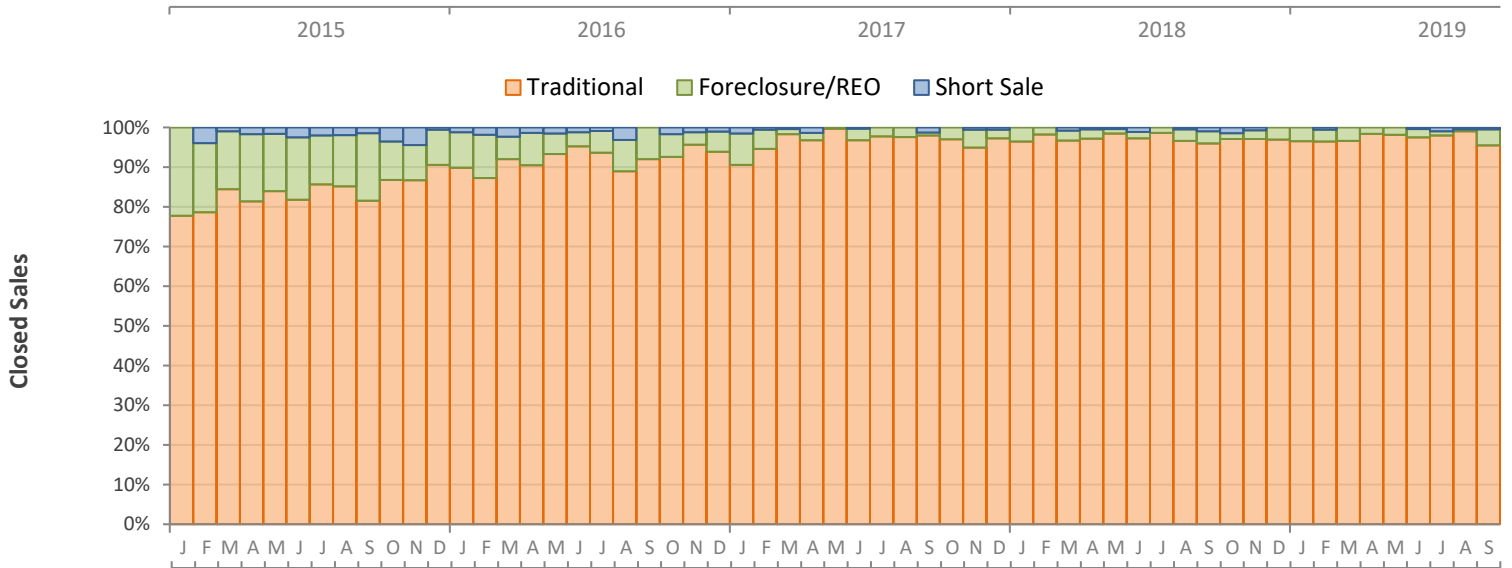
Monthly Distressed Market - September 2019

Single Family Homes

Martin County



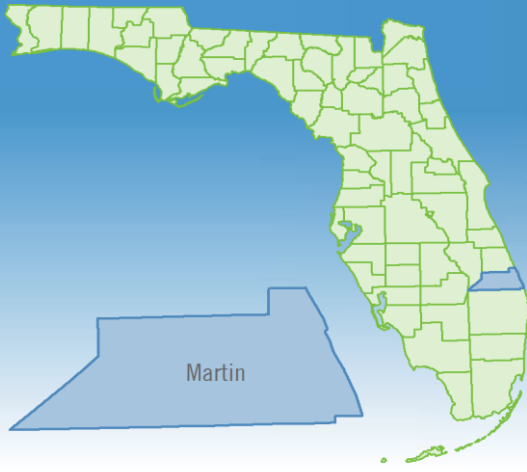
		September 2019	September 2018	Percent Change Year-over-Year
Traditional	Closed Sales	188	189	-0.5%
	Median Sale Price	\$391,068	\$325,000	20.3%
Foreclosure/REO	Closed Sales	8	6	33.3%
	Median Sale Price	\$192,500	\$300,000	-35.8%
Short Sale	Closed Sales	1	2	-50.0%
	Median Sale Price	\$570,000	\$234,000	143.6%



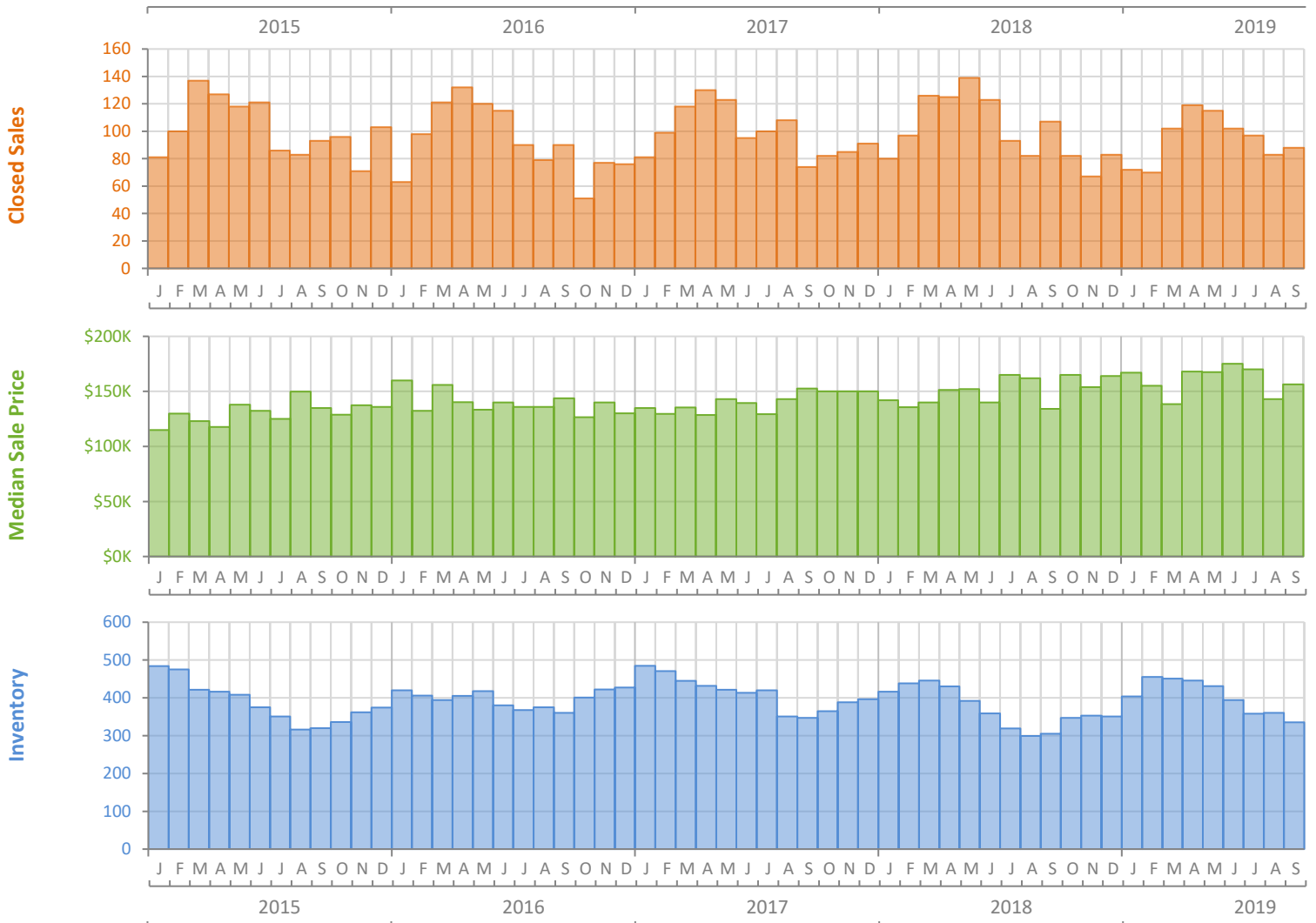
Monthly Market Summary - September 2019

Townhouses and Condos

Martin County



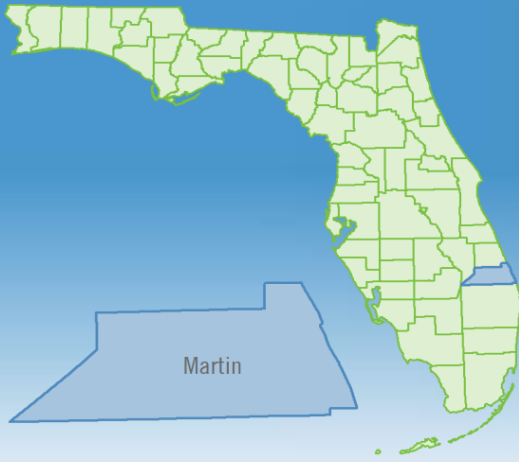
	September 2019	September 2018	Percent Change Year-over-Year
Closed Sales	88	107	-17.8%
Paid in Cash	54	63	-14.3%
Median Sale Price	\$156,500	\$134,000	16.8%
Average Sale Price	\$190,425	\$147,657	29.0%
Dollar Volume	\$16.8 Million	\$15.8 Million	6.1%
Med. Pct. of Orig. List Price Received	94.8%	93.2%	1.7%
Median Time to Contract	57 Days	35 Days	62.9%
Median Time to Sale	102 Days	70 Days	45.7%
New Pending Sales	74	63	17.5%
New Listings	82	96	-14.6%
Pending Inventory	121	125	-3.2%
Inventory (Active Listings)	335	305	9.8%
Months Supply of Inventory	3.7	3.0	23.3%



Monthly Distressed Market - September 2019

Townhouses and Condos

Martin County



		September 2019	September 2018	Percent Change Year-over-Year
Traditional	Closed Sales	85	104	-18.3%
	Median Sale Price	\$158,000	\$134,000	17.9%
Foreclosure/REO	Closed Sales	3	3	0.0%
	Median Sale Price	\$127,000	\$152,000	-16.4%
Short Sale	Closed Sales	0	0	N/A
	Median Sale Price	(No Sales)	(No Sales)	N/A

