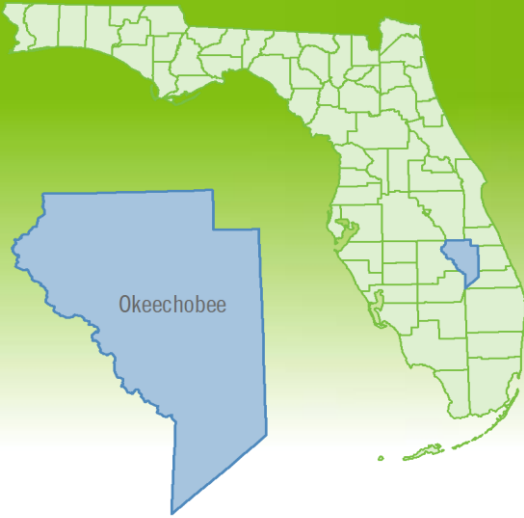


# Yearly Market Summary - 2019

## Single Family Homes

### Okeechobee County



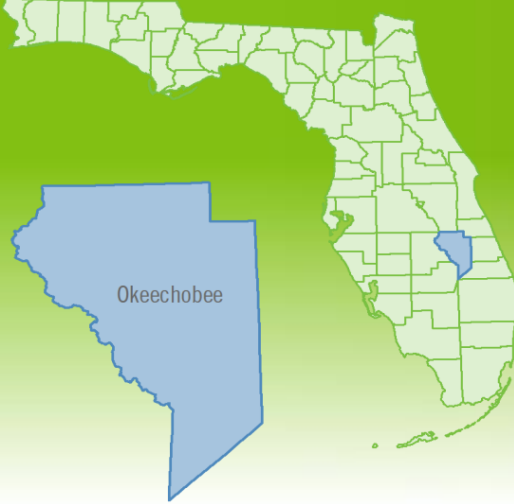
	2019	2018	Percent Change Year-over-Year
Closed Sales	270	223	21.1%
Paid in Cash	68	67	1.5%
Median Sale Price	\$170,000	\$155,000	9.7%
Average Sale Price	\$196,742	\$188,936	4.1%
Dollar Volume	\$53.1 Million	\$42.1 Million	26.1%
Med. Pct. of Orig. List Price Received	93.8%	93.3%	0.5%
Median Time to Contract	51 Days	51 Days	0.0%
Median Time to Sale	94 Days	96 Days	-2.1%
New Pending Sales	313	253	23.7%
New Listings	404	336	20.2%
Pending Inventory	40	36	11.1%
Inventory (Active Listings)	149	120	24.2%
Months Supply of Inventory	6.6	6.5	1.5%



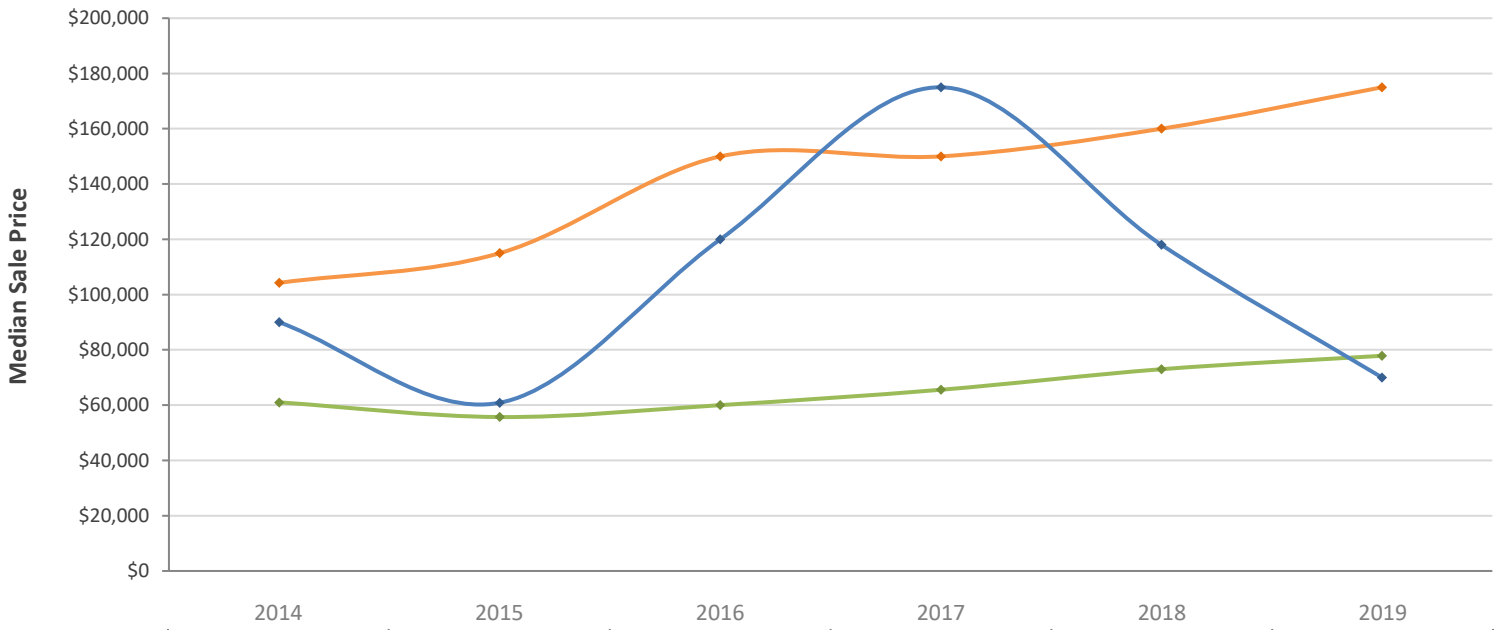
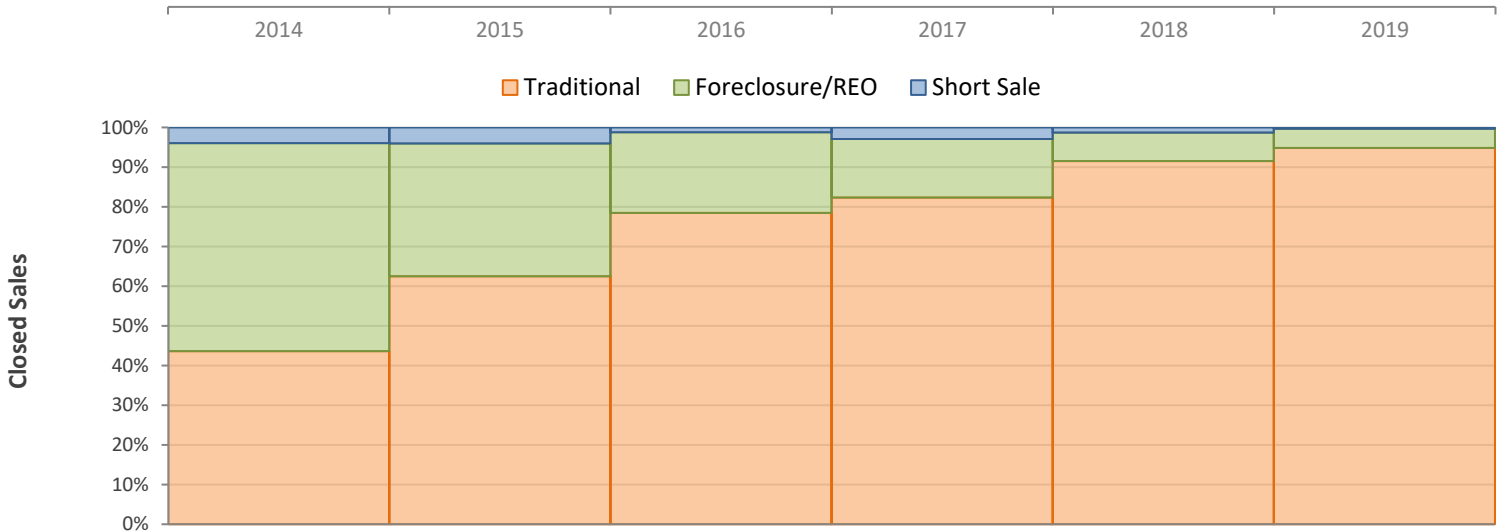
# Yearly Distressed Market - 2019

## Single Family Homes

### Okeechobee County



		2019	2018	Percent Change Year-over-Year
Traditional	Closed Sales	256	204	25.5%
	Median Sale Price	\$175,000	\$160,000	9.4%
Foreclosure/REO	Closed Sales	13	16	-18.8%
	Median Sale Price	\$77,850	\$73,000	6.6%
Short Sale	Closed Sales	1	3	-66.7%
	Median Sale Price	\$70,000	\$118,000	-40.7%



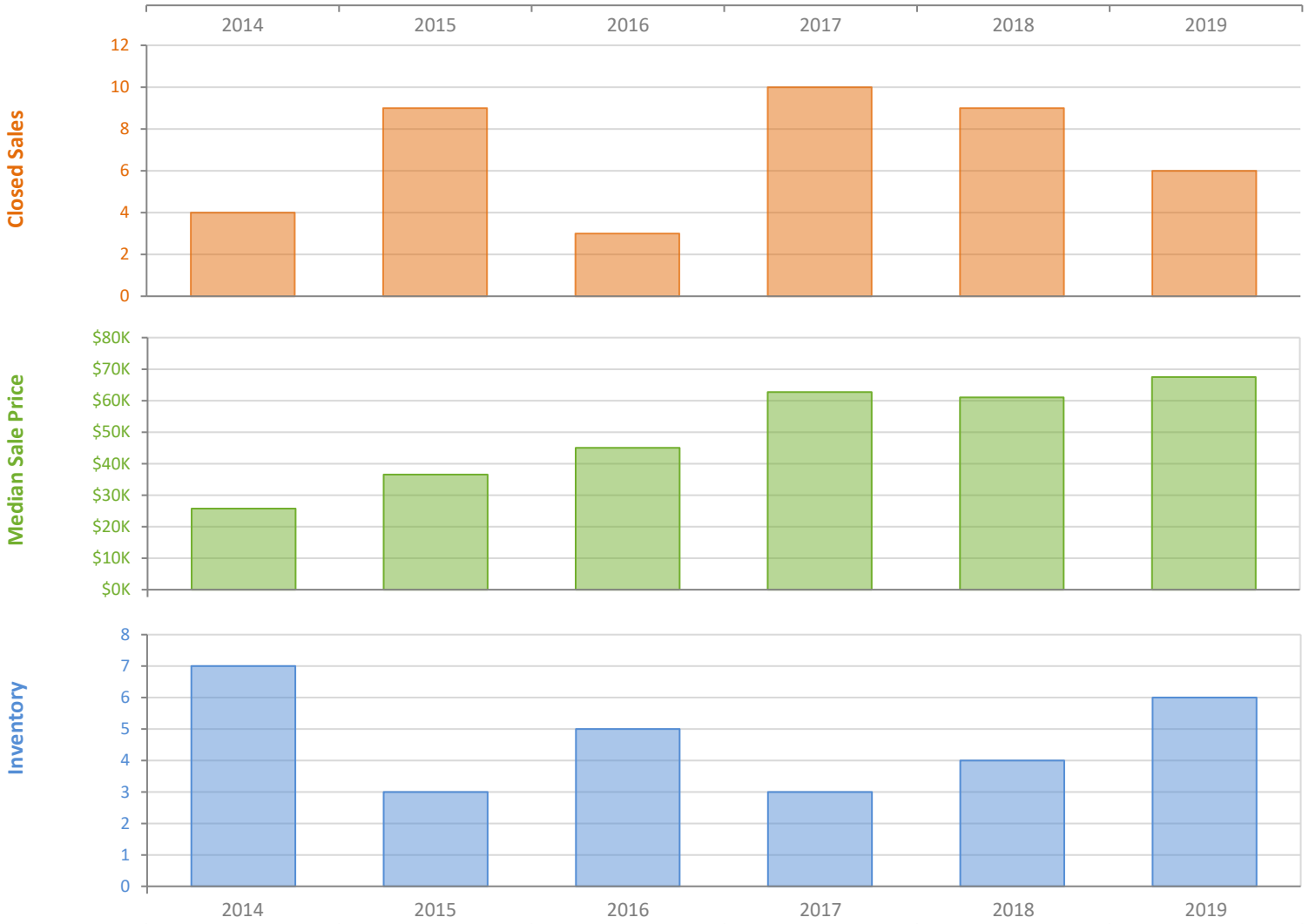
# Yearly Market Summary - 2019

## Townhouses and Condos

### Okeechobee County



	2019	2018	Percent Change Year-over-Year
Closed Sales	6	9	-33.3%
Paid in Cash	5	6	-16.7%
Median Sale Price	\$67,500	\$61,000	10.7%
Average Sale Price	\$76,750	\$71,500	7.3%
Dollar Volume	\$460,500	\$643,500	-28.4%
Med. Pct. of Orig. List Price Received	92.0%	89.1%	3.3%
Median Time to Contract	19 Days	28 Days	-32.1%
Median Time to Sale	53 Days	71 Days	-25.4%
New Pending Sales	7	8	-12.5%
New Listings	11	12	-8.3%
Pending Inventory	1	0	N/A
Inventory (Active Listings)	6	4	50.0%
Months Supply of Inventory	12.0	5.3	126.4%



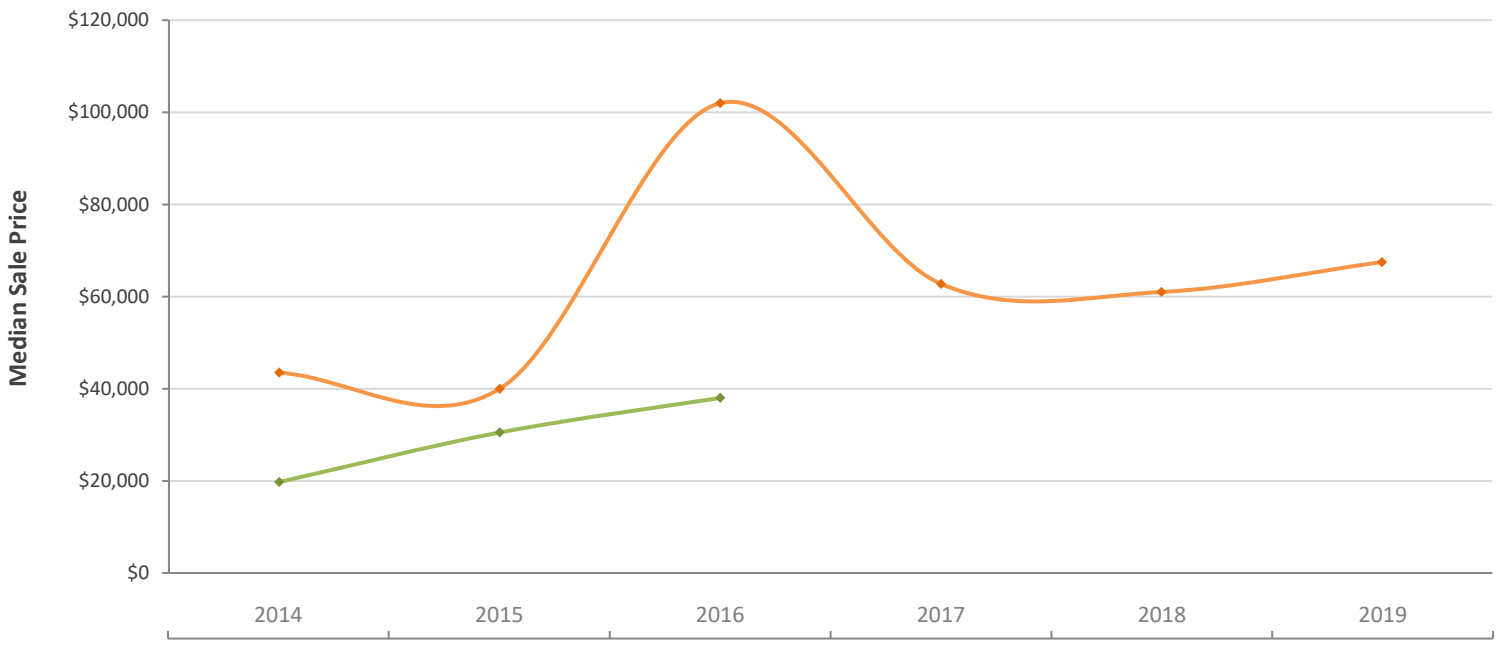
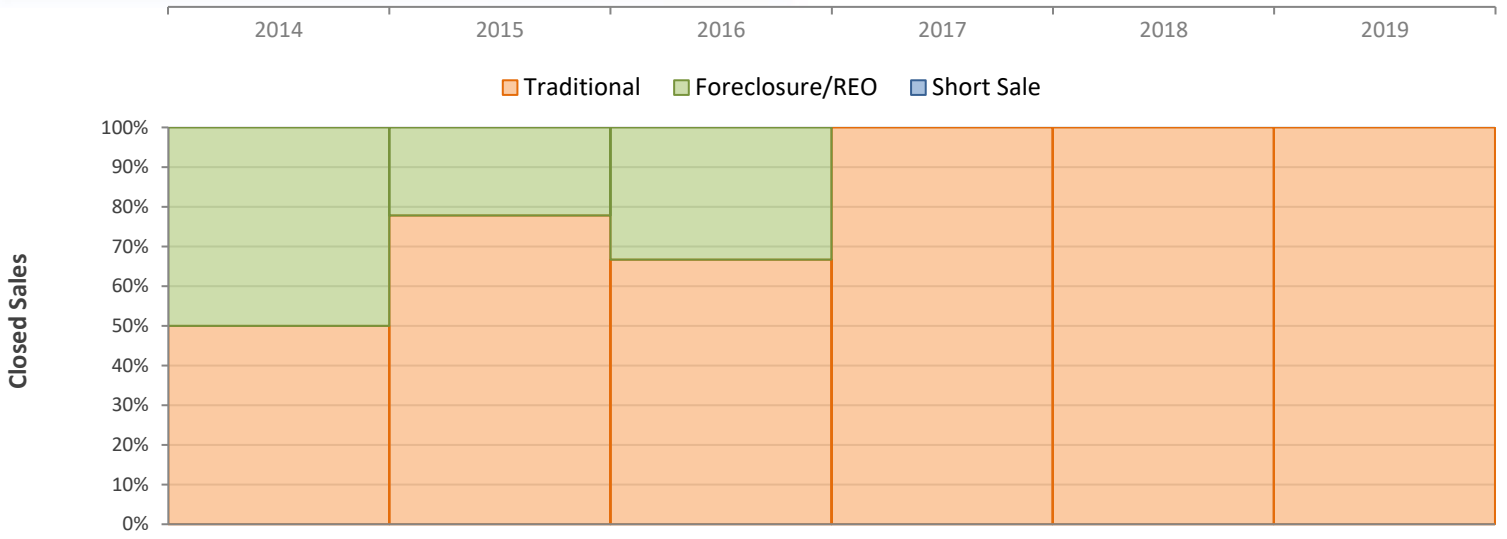
# Yearly Distressed Market - 2019

## Townhouses and Condos

### Okeechobee County



		2019	2018	Percent Change Year-over-Year
Traditional	Closed Sales	6	9	-33.3%
	Median Sale Price	\$67,500	\$61,000	10.7%
Foreclosure/REO	Closed Sales	0	0	N/A
	Median Sale Price	(No Sales)	(No Sales)	N/A
Short Sale	Closed Sales	0	0	N/A
	Median Sale Price	(No Sales)	(No Sales)	N/A



Produced by Florida REALTORS® with data provided by Florida's multiple listing services. Statistics for each month compiled from MLS feeds on the 15th day of the following month. Data released on Wednesday, February 12, 2020. Next yearly data release is TBD.