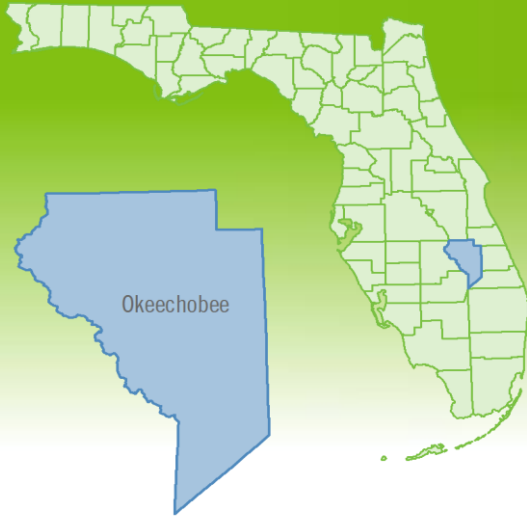


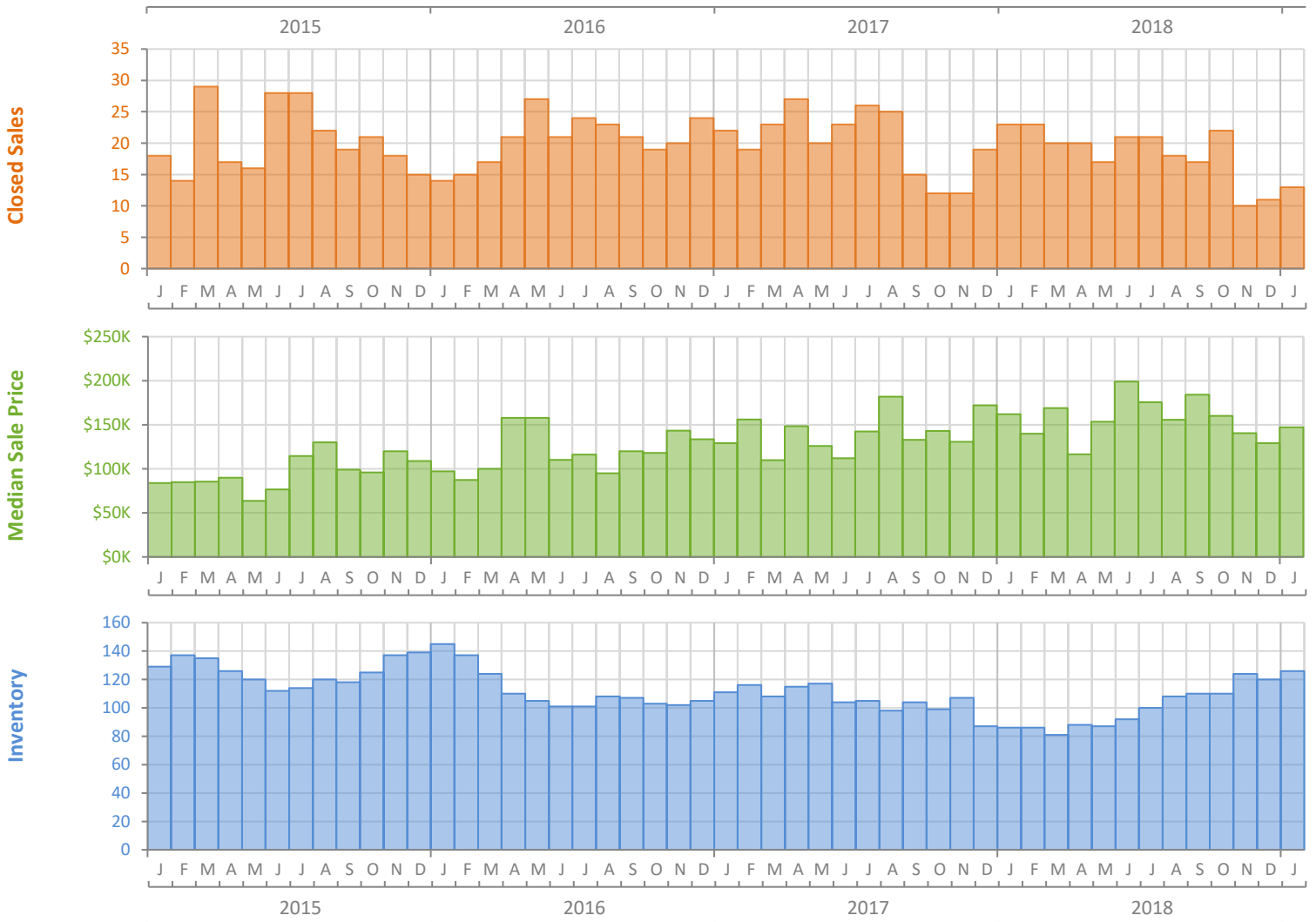
Monthly Market Summary - January 2019

Single Family Homes

Okeechobee County



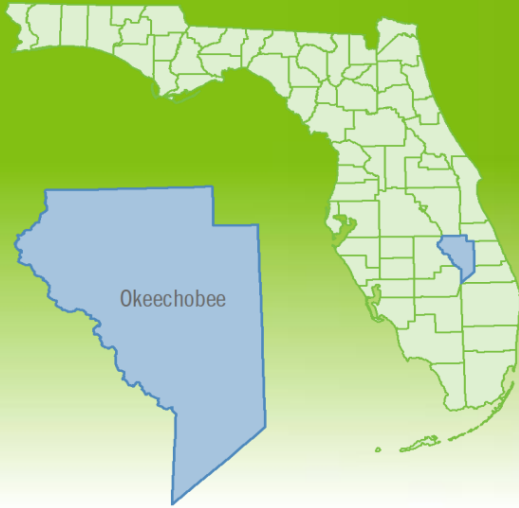
	January 2019	January 2018	Percent Change Year-over-Year
Closed Sales	13	23	-43.5%
Paid in Cash	5	6	-16.7%
Median Sale Price	\$147,000	\$162,000	-9.3%
Average Sale Price	\$145,731	\$205,039	-28.9%
Dollar Volume	\$1.9 Million	\$4.7 Million	-59.8%
Med. Pct. of Orig. List Price Received	94.4%	93.0%	1.5%
Median Time to Contract	28 Days	129 Days	-78.3%
Median Time to Sale	86 Days	159 Days	-45.9%
New Pending Sales	22	29	-24.1%
New Listings	26	27	-3.7%
Pending Inventory	37	42	-11.9%
Inventory (Active Listings)	126	86	46.5%
Months Supply of Inventory	7.1	4.2	69.0%



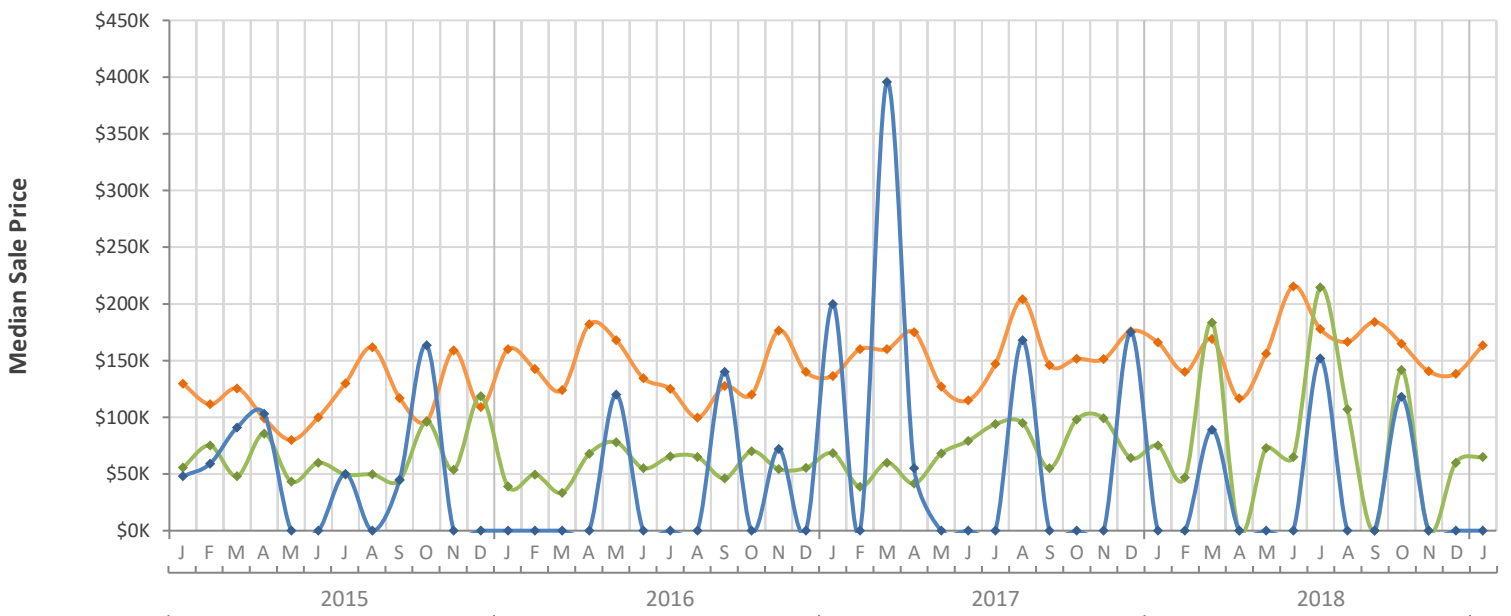
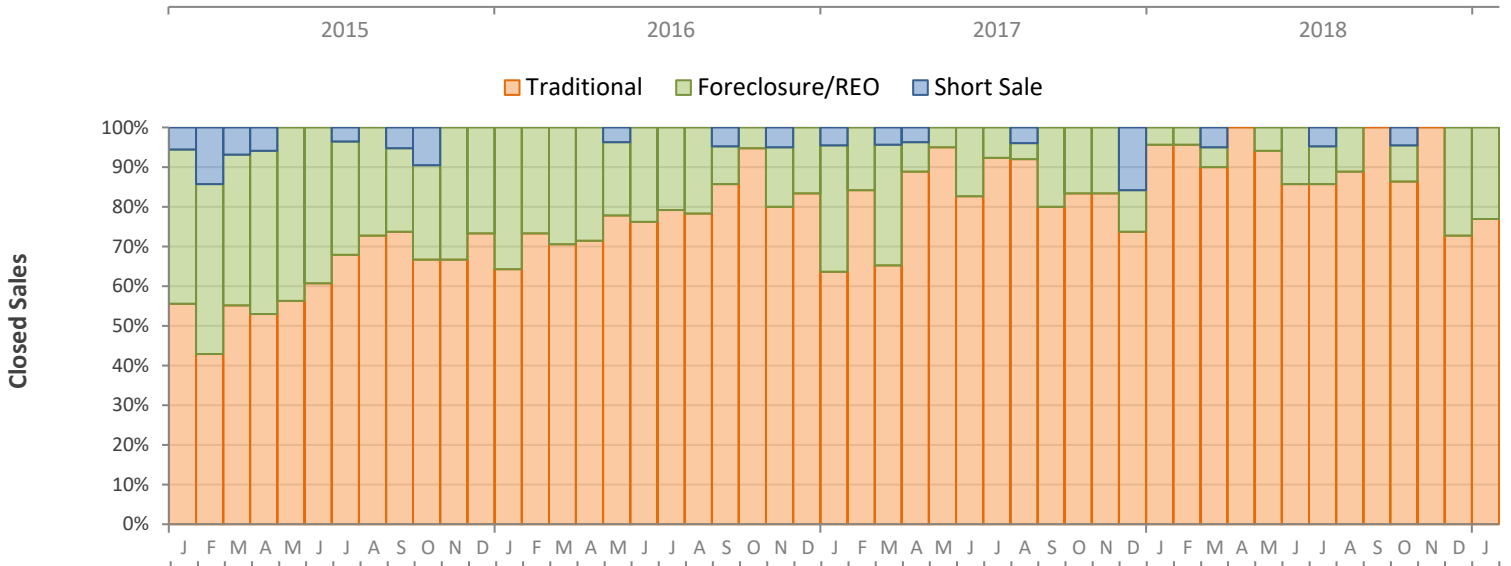
Monthly Distressed Market - January 2019

Single Family Homes

Okeechobee County



		January 2019	January 2018	Percent Change Year-over-Year
Traditional	Closed Sales	10	22	-54.5%
	Median Sale Price	\$163,500	\$166,000	-1.5%
Foreclosure/REO	Closed Sales	3	1	200.0%
	Median Sale Price	\$65,000	\$75,000	-13.3%
Short Sale	Closed Sales	0	0	N/A
	Median Sale Price	(No Sales)	(No Sales)	N/A



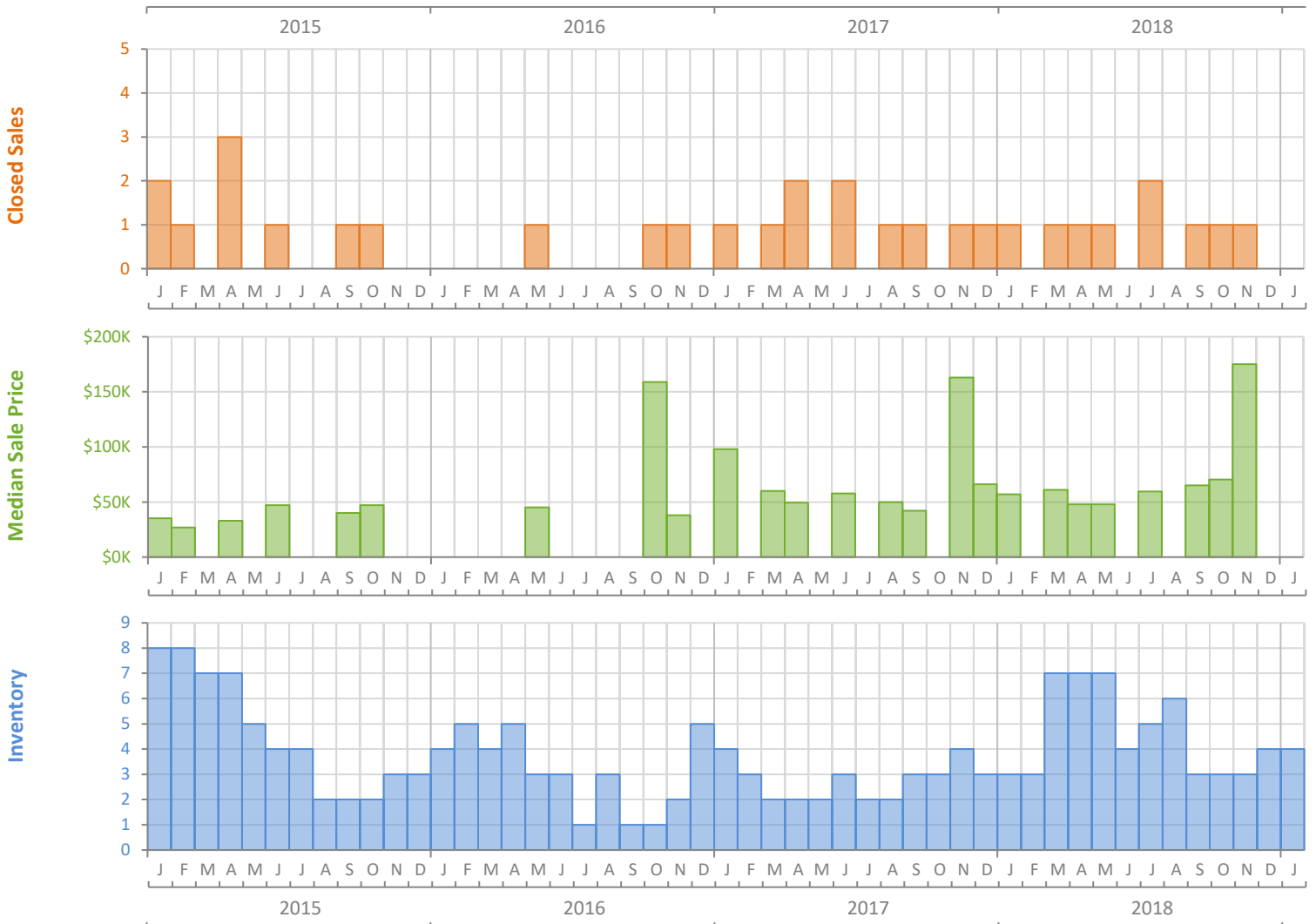
Monthly Market Summary - January 2019

Townhouses and Condos

Okeechobee County



	January 2019	January 2018	Percent Change Year-over-Year
Closed Sales	0	1	-100.0%
Paid in Cash	0	1	-100.0%
Median Sale Price	\$0	\$57,000	-100.0%
Average Sale Price	\$0	\$57,000	-100.0%
Dollar Volume	\$0	\$57,000	-100.0%
Med. Pct. of Orig. List Price Received	0.0%	89.1%	-100.0%
Median Time to Contract	0 Days	28 Days	-100.0%
Median Time to Sale	0 Days	71 Days	-100.0%
New Pending Sales	0	0	N/A
New Listings	0	0	N/A
Pending Inventory	0	0	N/A
Inventory (Active Listings)	4	3	33.3%
Months Supply of Inventory	6.0	3.6	66.7%



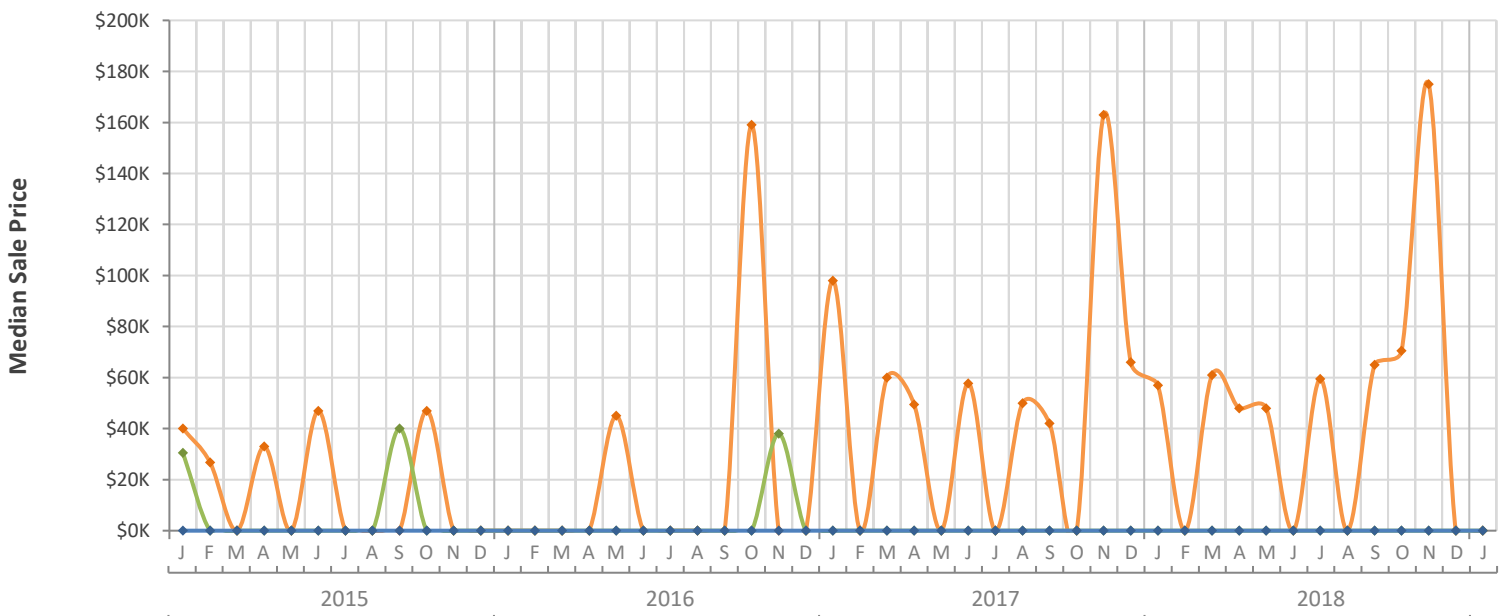
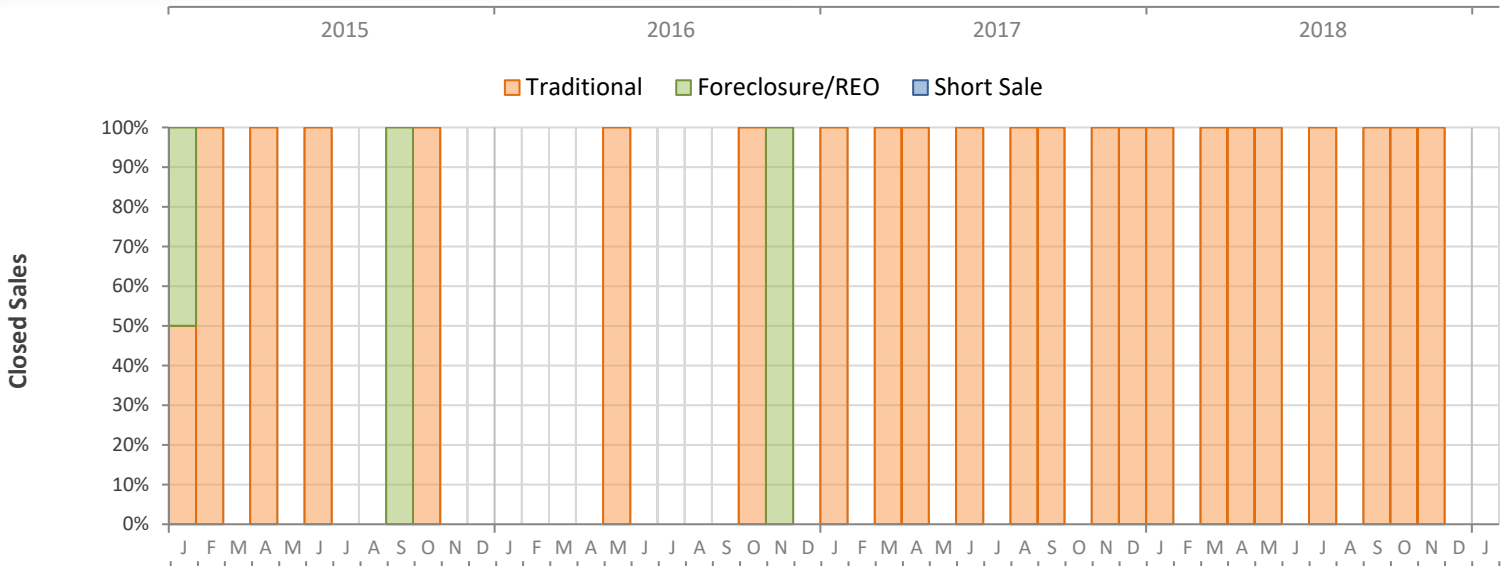
Monthly Distressed Market - January 2019

Townhouses and Condos

Okeechobee County



		January 2019	January 2018	Percent Change Year-over-Year
Traditional	Closed Sales	0	1	-100.0%
	Median Sale Price	(No Sales)	\$57,000	N/A
Foreclosure/REO	Closed Sales	0	0	N/A
	Median Sale Price	(No Sales)	(No Sales)	N/A
Short Sale	Closed Sales	0	0	N/A
	Median Sale Price	(No Sales)	(No Sales)	N/A



Produced by Florida REALTORS® with data provided by Florida's multiple listing services. Statistics for each month compiled from MLS feeds on the 15th day of the following month. Data released on Thursday, February 21, 2019. Next data release is Thursday, March 21, 2019.