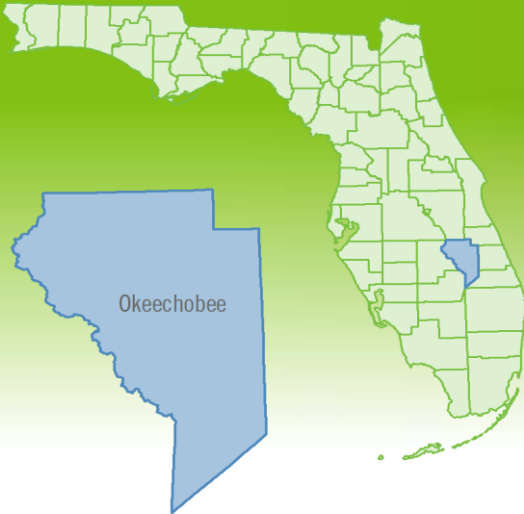


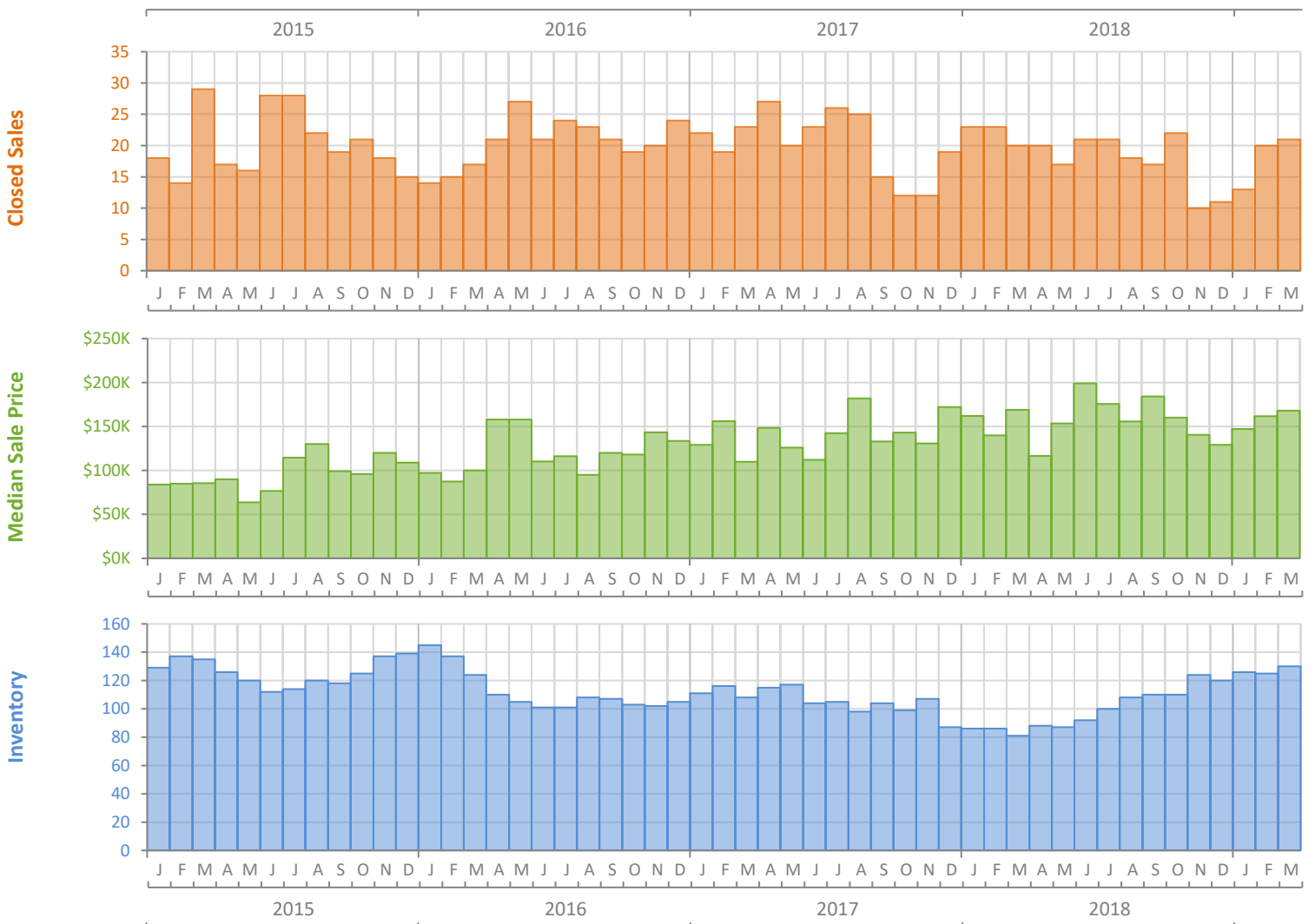
Monthly Market Summary - March 2019

Single Family Homes

Okeechobee County



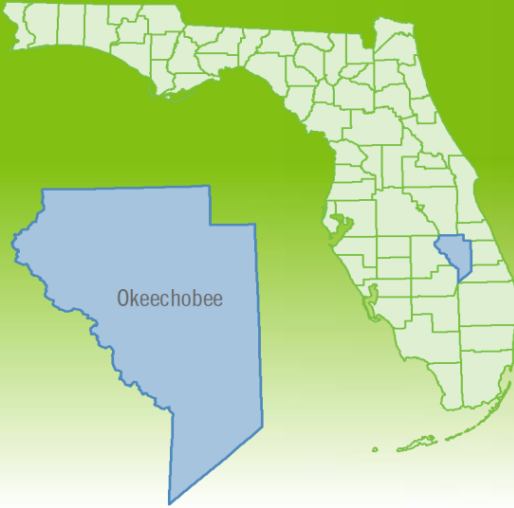
	March 2019	March 2018	Percent Change Year-over-Year
Closed Sales	21	20	5.0%
Paid in Cash	2	7	-71.4%
Median Sale Price	\$168,000	\$169,000	-0.6%
Average Sale Price	\$202,071	\$189,595	6.6%
Dollar Volume	\$4.2 Million	\$3.8 Million	11.9%
Med. Pct. of Orig. List Price Received	92.6%	93.5%	-1.0%
Median Time to Contract	53 Days	27 Days	96.3%
Median Time to Sale	81 Days	72 Days	12.5%
New Pending Sales	36	23	56.5%
New Listings	33	25	32.0%
Pending Inventory	51	41	24.4%
Inventory (Active Listings)	130	81	60.5%
Months Supply of Inventory	7.4	4.0	85.0%



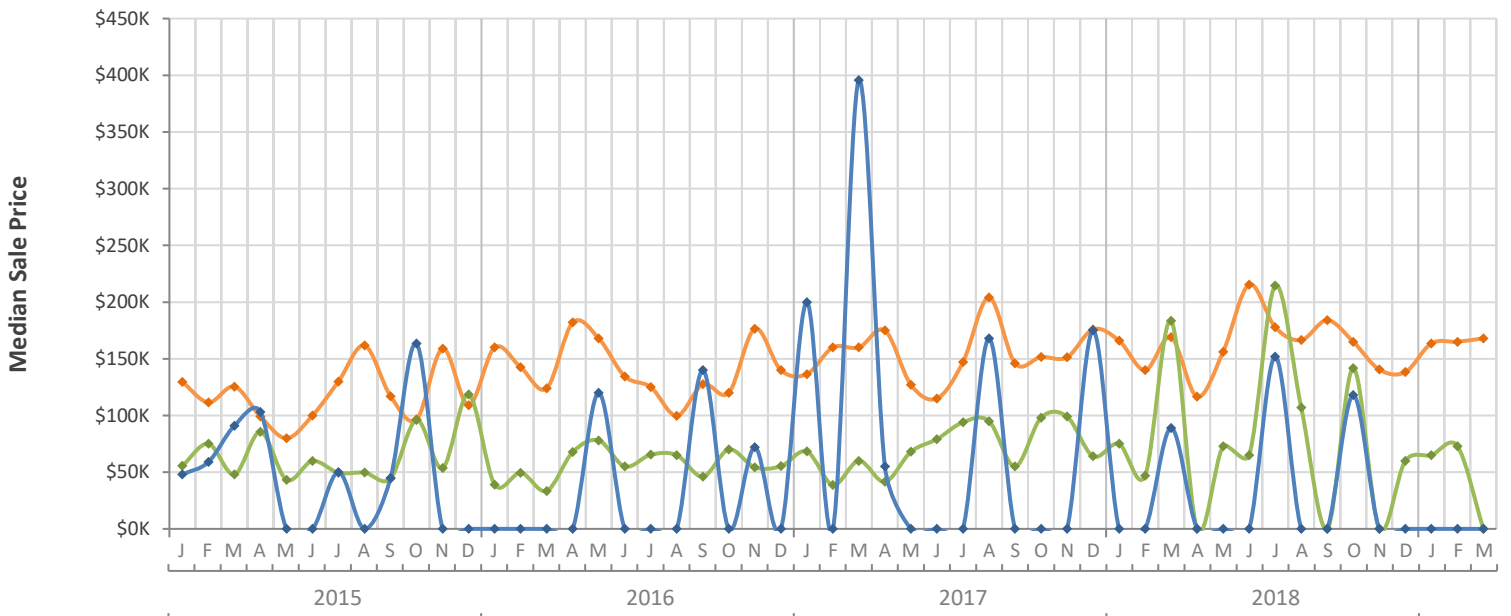
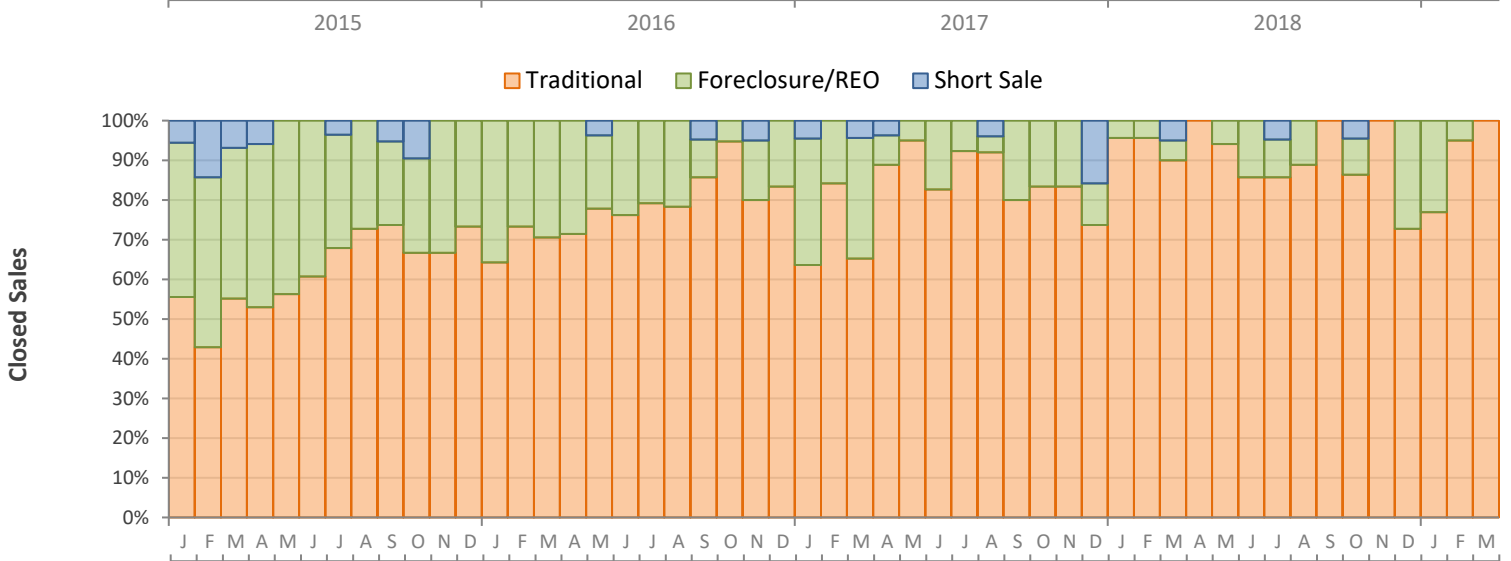
Monthly Distressed Market - March 2019

Single Family Homes

Okeechobee County



		March 2019	March 2018	Percent Change Year-over-Year
Traditional	Closed Sales	21	18	16.7%
	Median Sale Price	\$168,000	\$169,000	-0.6%
Foreclosure/REO	Closed Sales	0	1	-100.0%
	Median Sale Price	(No Sales)	\$183,500	N/A
Short Sale	Closed Sales	0	1	-100.0%
	Median Sale Price	(No Sales)	\$89,000	N/A



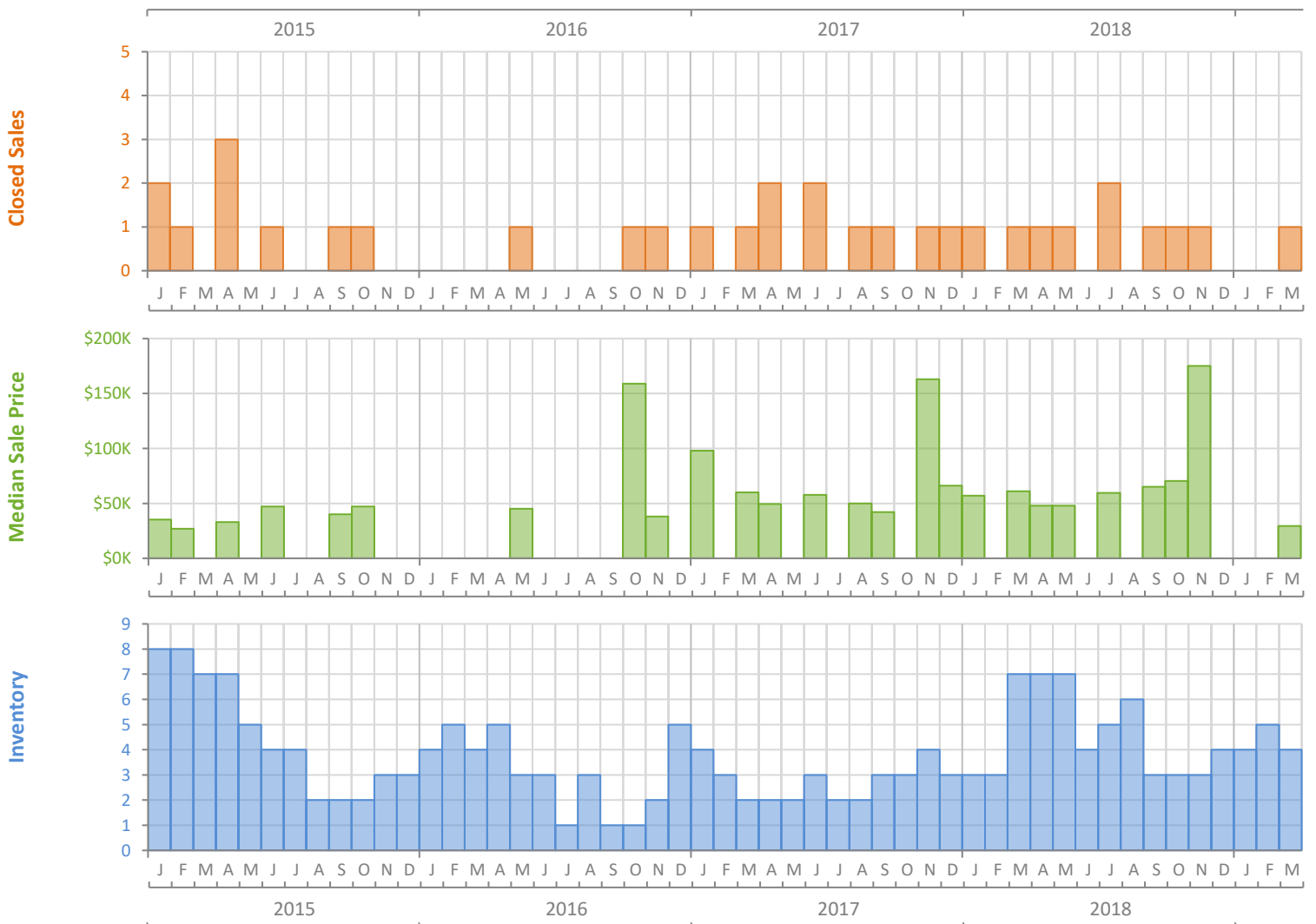
Monthly Market Summary - March 2019

Townhouses and Condos

Okeechobee County



	March 2019	March 2018	Percent Change Year-over-Year
Closed Sales	1	1	0.0%
Paid in Cash	1	0	N/A
Median Sale Price	\$29,500	\$61,000	-51.6%
Average Sale Price	\$29,500	\$61,000	-51.6%
Dollar Volume	\$29,500	\$61,000	-51.6%
Med. Pct. of Orig. List Price Received	89.4%	95.3%	-6.2%
Median Time to Contract	0 Days	153 Days	-100.0%
Median Time to Sale	8 Days	209 Days	-96.2%
New Pending Sales	0	0	N/A
New Listings	0	4	-100.0%
Pending Inventory	0	0	N/A
Inventory (Active Listings)	4	7	-42.9%
Months Supply of Inventory	6.0	8.4	-28.6%



Monthly Distressed Market - March 2019

Townhouses and Condos

Okeechobee County



		March 2019	March 2018	Percent Change Year-over-Year
Traditional	Closed Sales	1	1	0.0%
	Median Sale Price	\$29,500	\$61,000	-51.6%
Foreclosure/REO	Closed Sales	0	0	N/A
	Median Sale Price	(No Sales)	(No Sales)	N/A
Short Sale	Closed Sales	0	0	N/A
	Median Sale Price	(No Sales)	(No Sales)	N/A

