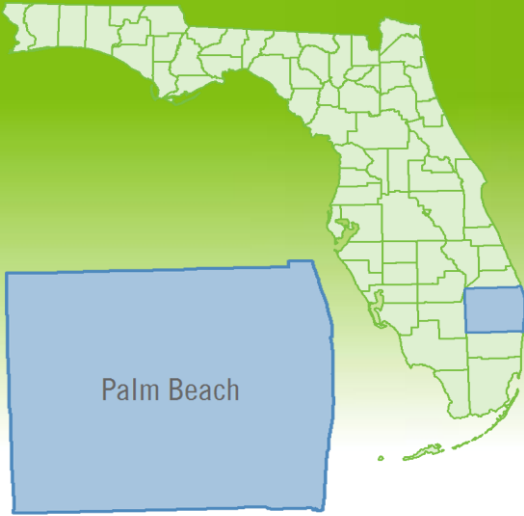


Yearly Market Summary - 2019

Single Family Homes

Palm Beach County



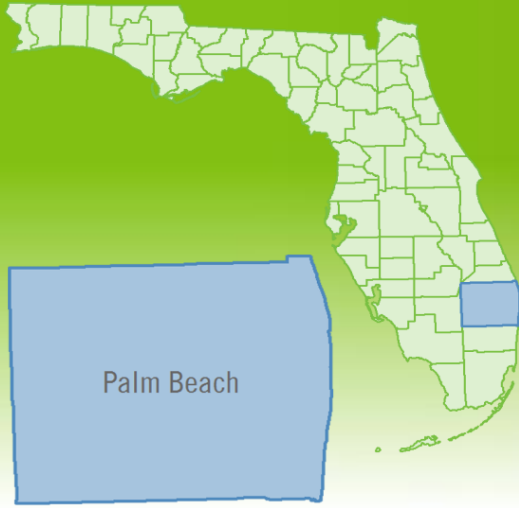
	2019	2018	Percent Change Year-over-Year
Closed Sales	17,421	17,419	0.0%
Paid in Cash	5,676	6,019	-5.7%
Median Sale Price	\$354,900	\$345,000	2.9%
Average Sale Price	\$542,174	\$549,925	-1.4%
Dollar Volume	\$9.4 Billion	\$9.6 Billion	-1.4%
Med. Pct. of Orig. List Price Received	94.8%	94.8%	0.0%
Median Time to Contract	53 Days	49 Days	8.2%
Median Time to Sale	95 Days	92 Days	3.3%
New Pending Sales	19,621	19,129	2.6%
New Listings	23,194	24,334	-4.7%
Pending Inventory	2,003	1,775	12.8%
Inventory (Active Listings)	6,163	7,347	-16.1%
Months Supply of Inventory	4.2	5.1	-17.6%



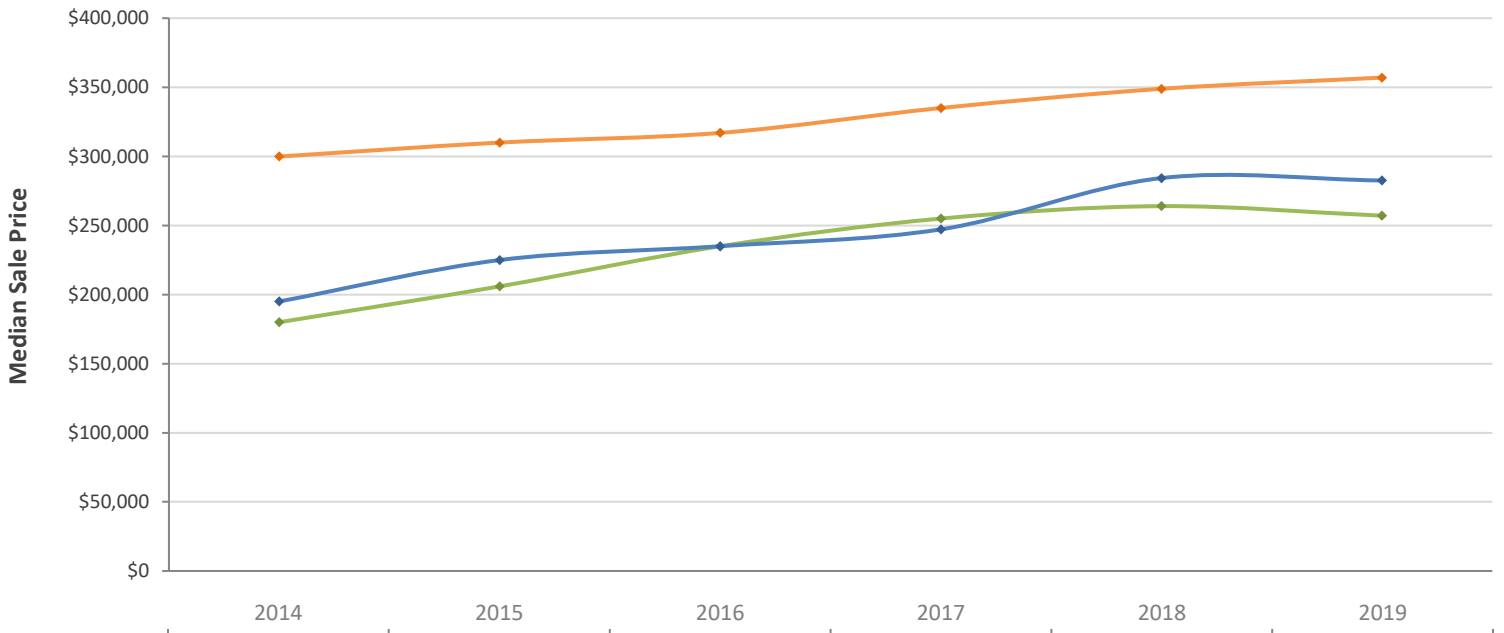
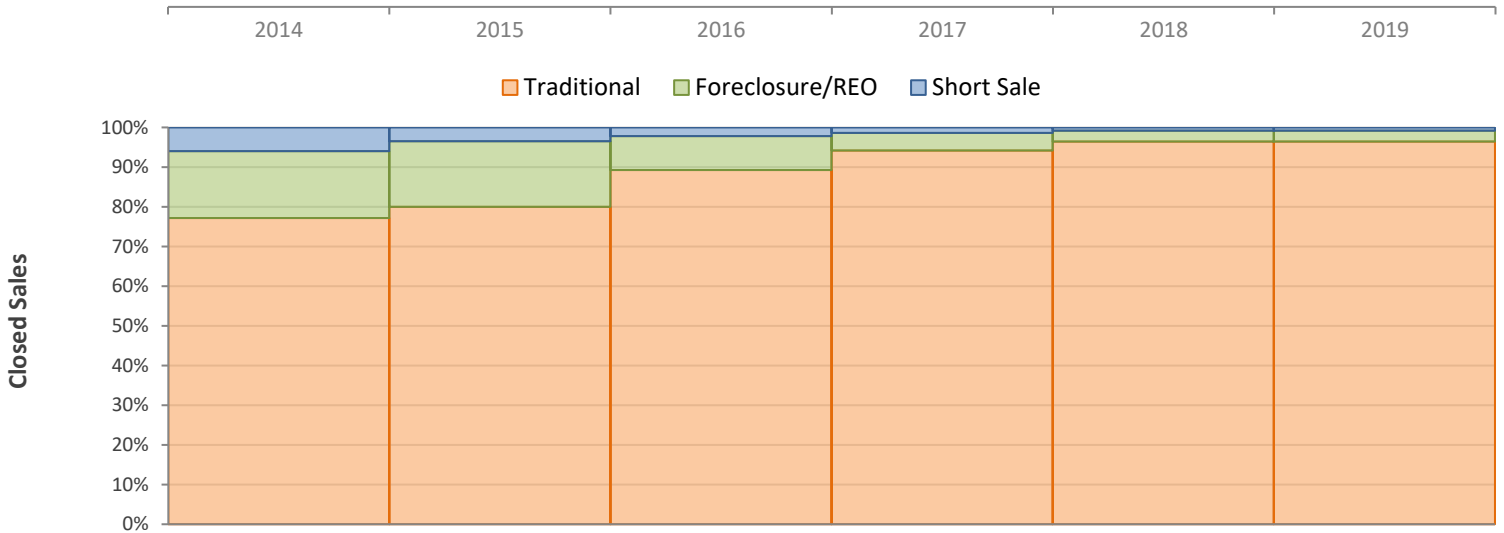
Yearly Distressed Market - 2019

Single Family Homes

Palm Beach County



		2019	2018	Percent Change Year-over-Year
Traditional	Closed Sales	16,795	16,798	0.0%
	Median Sale Price	\$357,000	\$348,900	2.3%
Foreclosure/REO	Closed Sales	476	476	0.0%
	Median Sale Price	\$257,080	\$264,000	-2.6%
Short Sale	Closed Sales	150	145	3.4%
	Median Sale Price	\$282,550	\$284,313	-0.6%



Yearly Market Summary - 2019

Townhouses and Condos

Palm Beach County



	2019	2018	Percent Change Year-over-Year
Closed Sales	13,398	13,866	-3.4%
Paid in Cash	7,547	8,170	-7.6%
Median Sale Price	\$182,000	\$178,000	2.2%
Average Sale Price	\$308,974	\$281,712	9.7%
Dollar Volume	\$4.1 Billion	\$3.9 Billion	6.0%
Med. Pct. of Orig. List Price Received	93.9%	94.0%	-0.1%
Median Time to Contract	55 Days	51 Days	7.8%
Median Time to Sale	95 Days	92 Days	3.3%
New Pending Sales	15,083	15,452	-2.4%
New Listings	19,206	19,953	-3.7%
Pending Inventory	1,616	1,633	-1.0%
Inventory (Active Listings)	5,891	6,215	-5.2%
Months Supply of Inventory	5.3	5.4	-1.9%



Produced by Florida REALTORS® with data provided by Florida's multiple listing services. Statistics for each month compiled from MLS feeds on the 15th day of the following month. Data released on Wednesday, February 12, 2020. Next yearly data release is TBD.

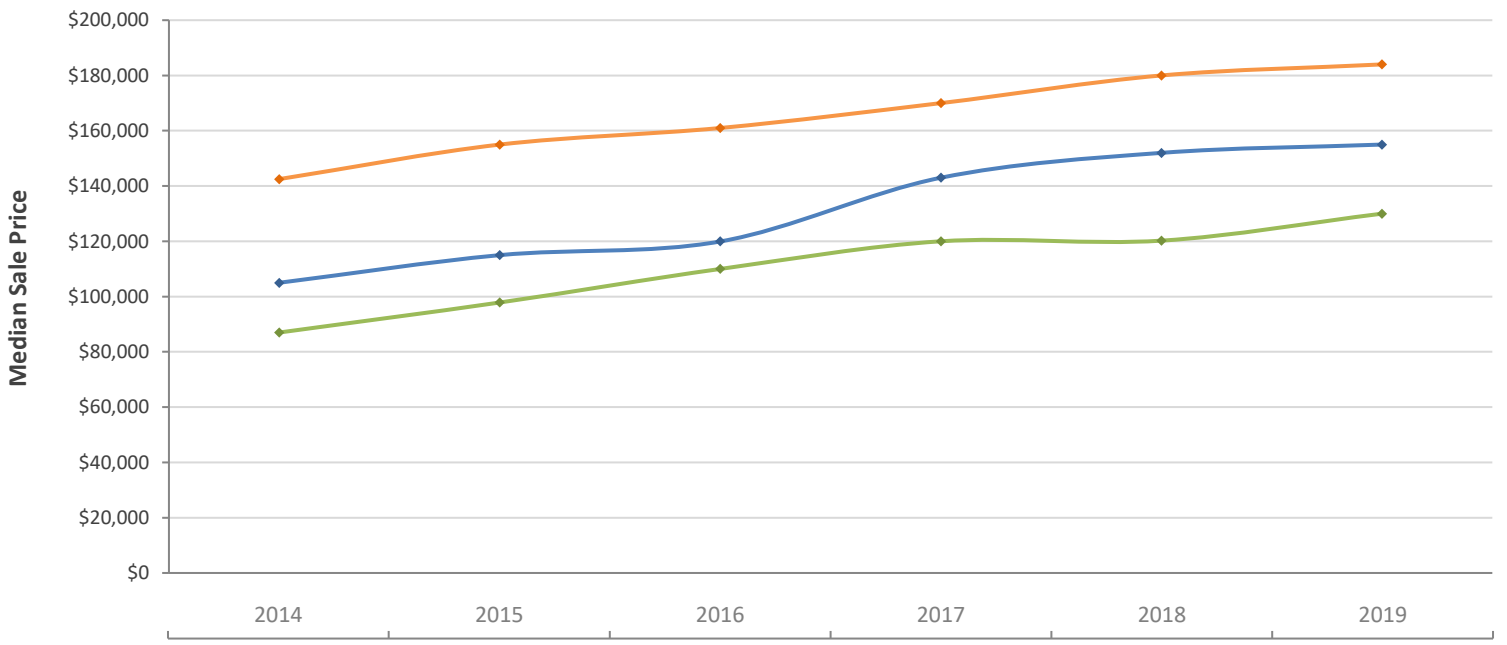
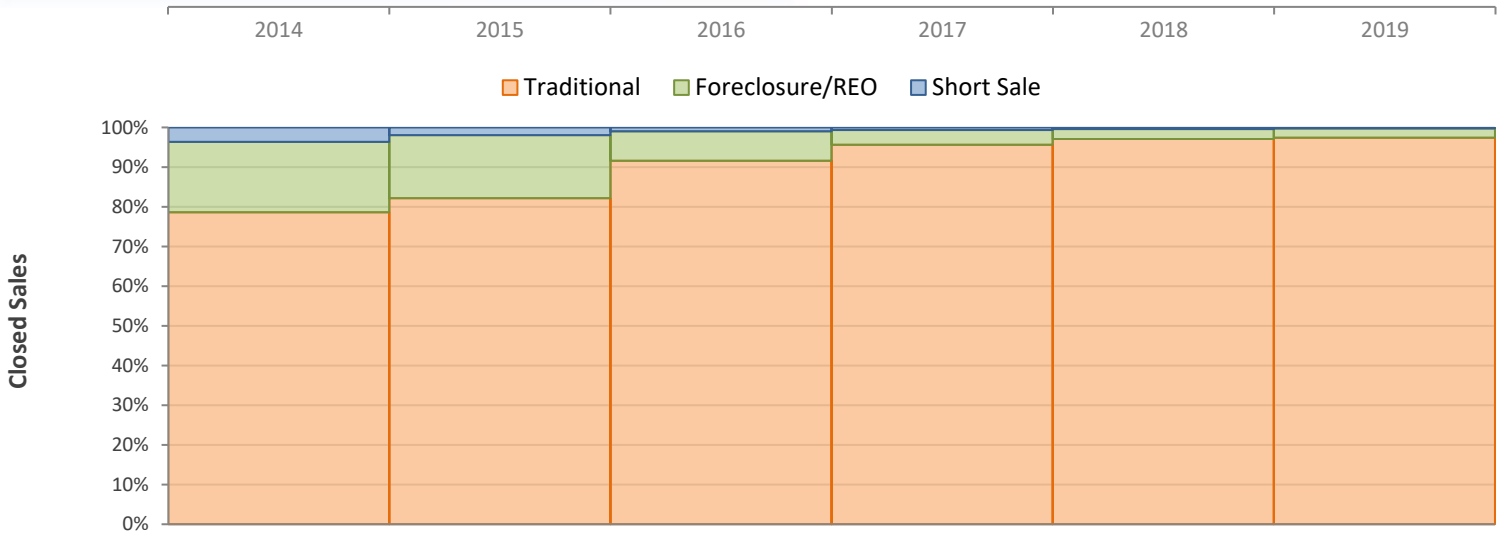
Yearly Distressed Market - 2019

Townhouses and Condos

Palm Beach County



		2019	2018	Percent Change Year-over-Year
Traditional	Closed Sales	13,046	13,459	-3.1%
	Median Sale Price	\$184,000	\$180,000	2.2%
Foreclosure/REO	Closed Sales	314	344	-8.7%
	Median Sale Price	\$130,000	\$120,238	8.1%
Short Sale	Closed Sales	38	63	-39.7%
	Median Sale Price	\$155,000	\$152,000	2.0%



Produced by Florida REALTORS® with data provided by Florida's multiple listing services. Statistics for each month compiled from MLS feeds on the 15th day of the following month. Data released on Wednesday, February 12, 2020. Next yearly data release is TBD.