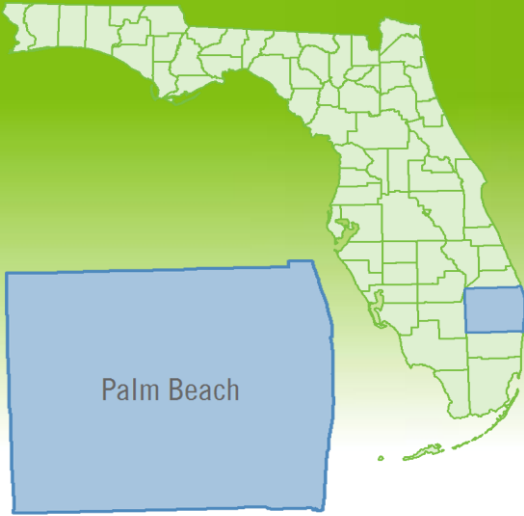


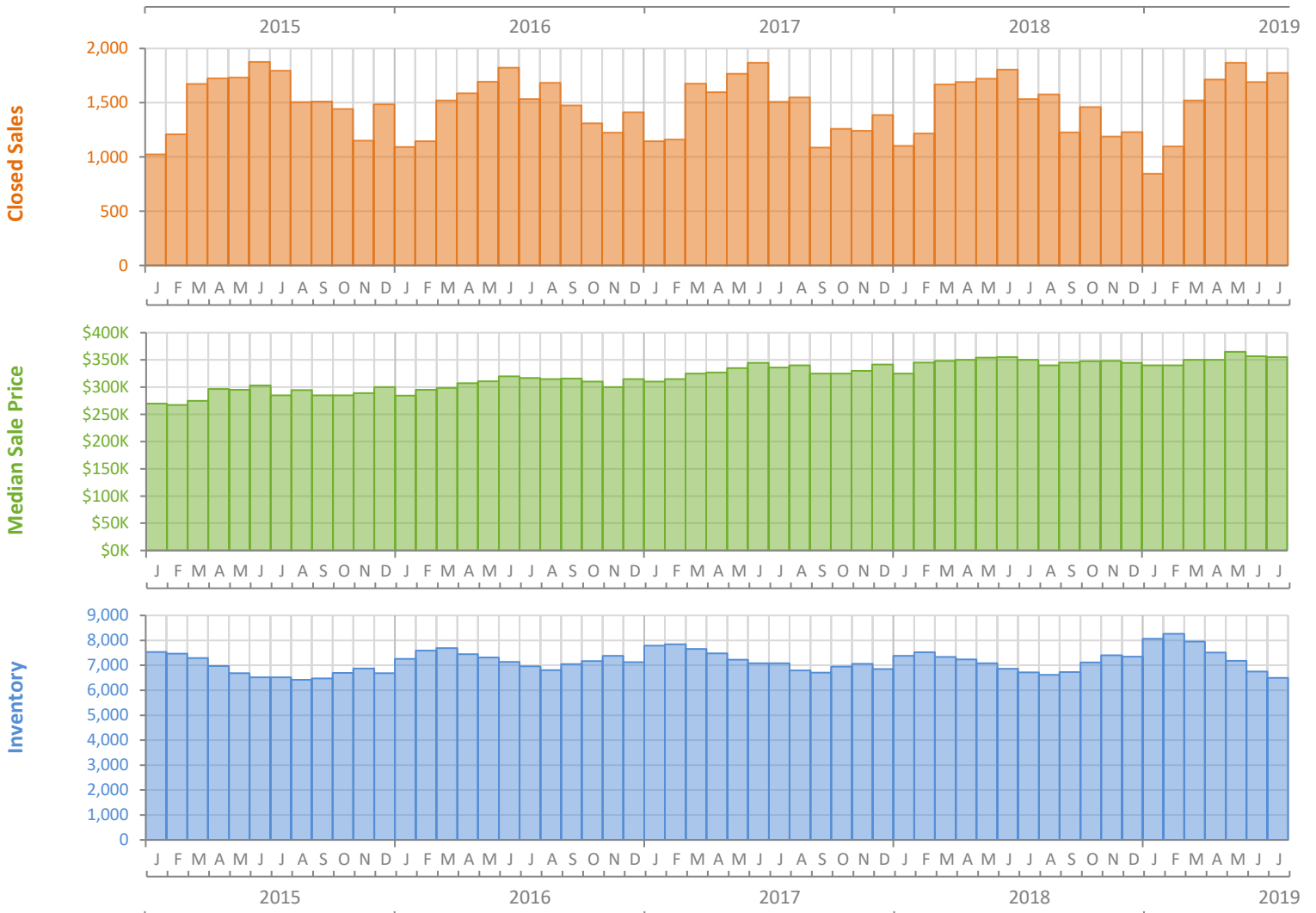
# Monthly Market Summary - July 2019

## Single Family Homes

### Palm Beach County



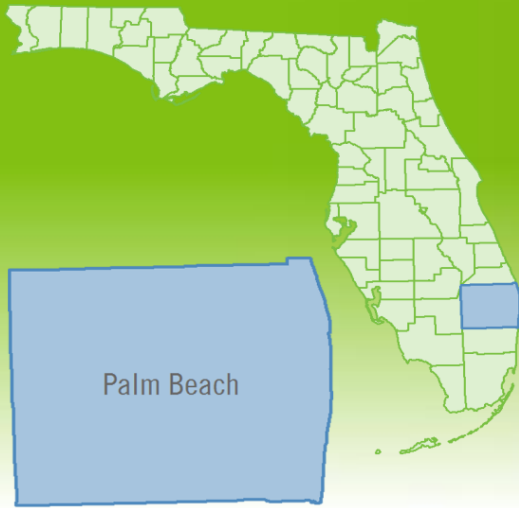
	July 2019	July 2018	Percent Change Year-over-Year
Closed Sales	1,775	1,534	15.7%
Paid in Cash	527	517	1.9%
Median Sale Price	\$355,013	\$350,000	1.4%
Average Sale Price	\$578,531	\$518,819	11.5%
Dollar Volume	\$1.0 Billion	\$795.9 Million	29.0%
Med. Pct. of Orig. List Price Received	95.0%	94.7%	0.3%
Median Time to Contract	49 Days	47 Days	4.3%
Median Time to Sale	94 Days	91 Days	3.3%
New Pending Sales	1,720	1,618	6.3%
New Listings	1,873	1,913	-2.1%
Pending Inventory	2,793	2,642	5.7%
Inventory (Active Listings)	6,494	6,723	-3.4%
Months Supply of Inventory	4.5	4.7	-4.3%



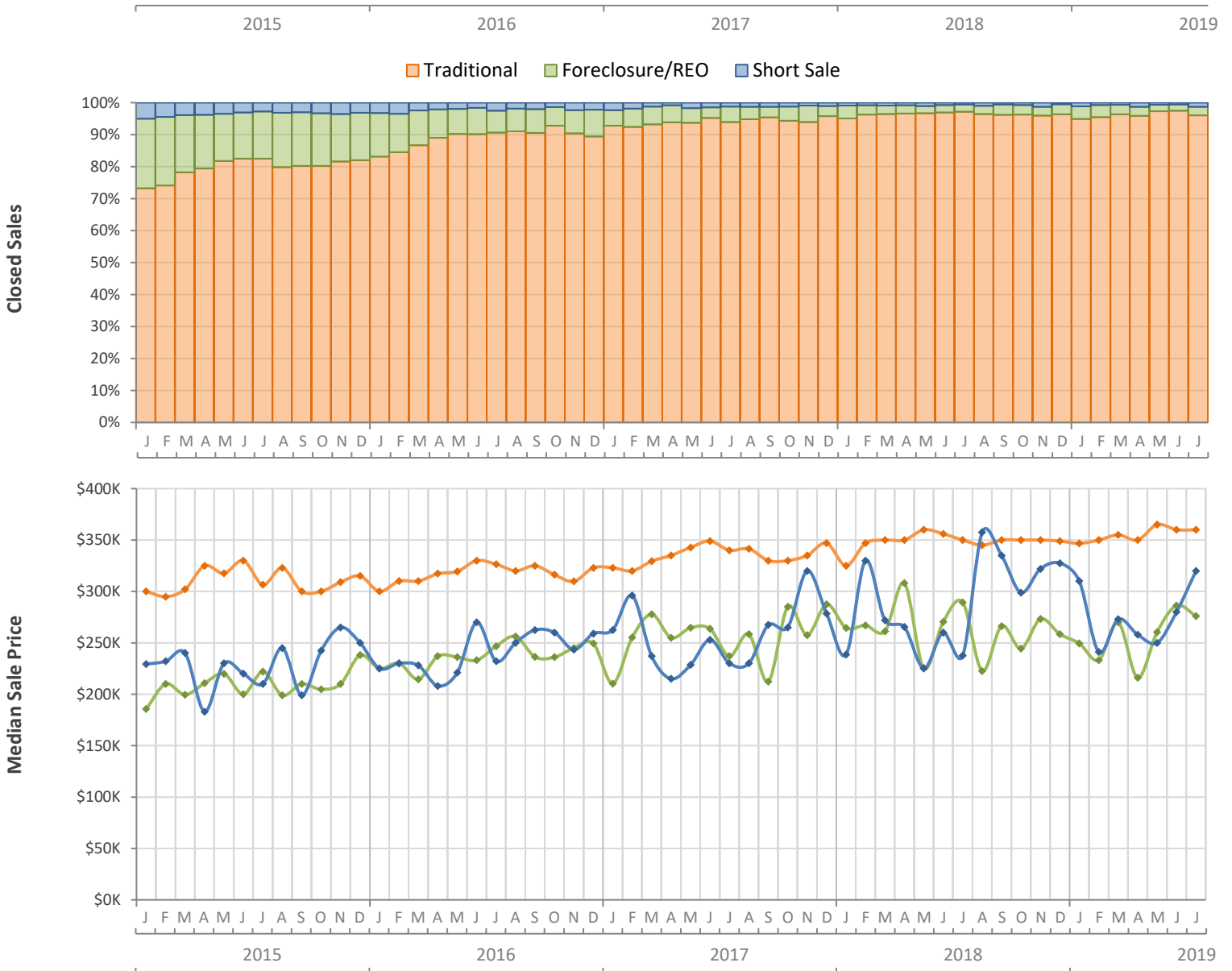
# Monthly Distressed Market - July 2019

## Single Family Homes

### Palm Beach County



		July 2019	July 2018	Percent Change Year-over-Year
Traditional	Closed Sales	1,705	1,491	14.4%
	Median Sale Price	\$360,000	\$350,000	2.9%
Foreclosure/REO	Closed Sales	47	34	38.2%
	Median Sale Price	\$276,000	\$289,300	-4.6%
Short Sale	Closed Sales	23	9	155.6%
	Median Sale Price	\$320,000	\$237,500	34.7%



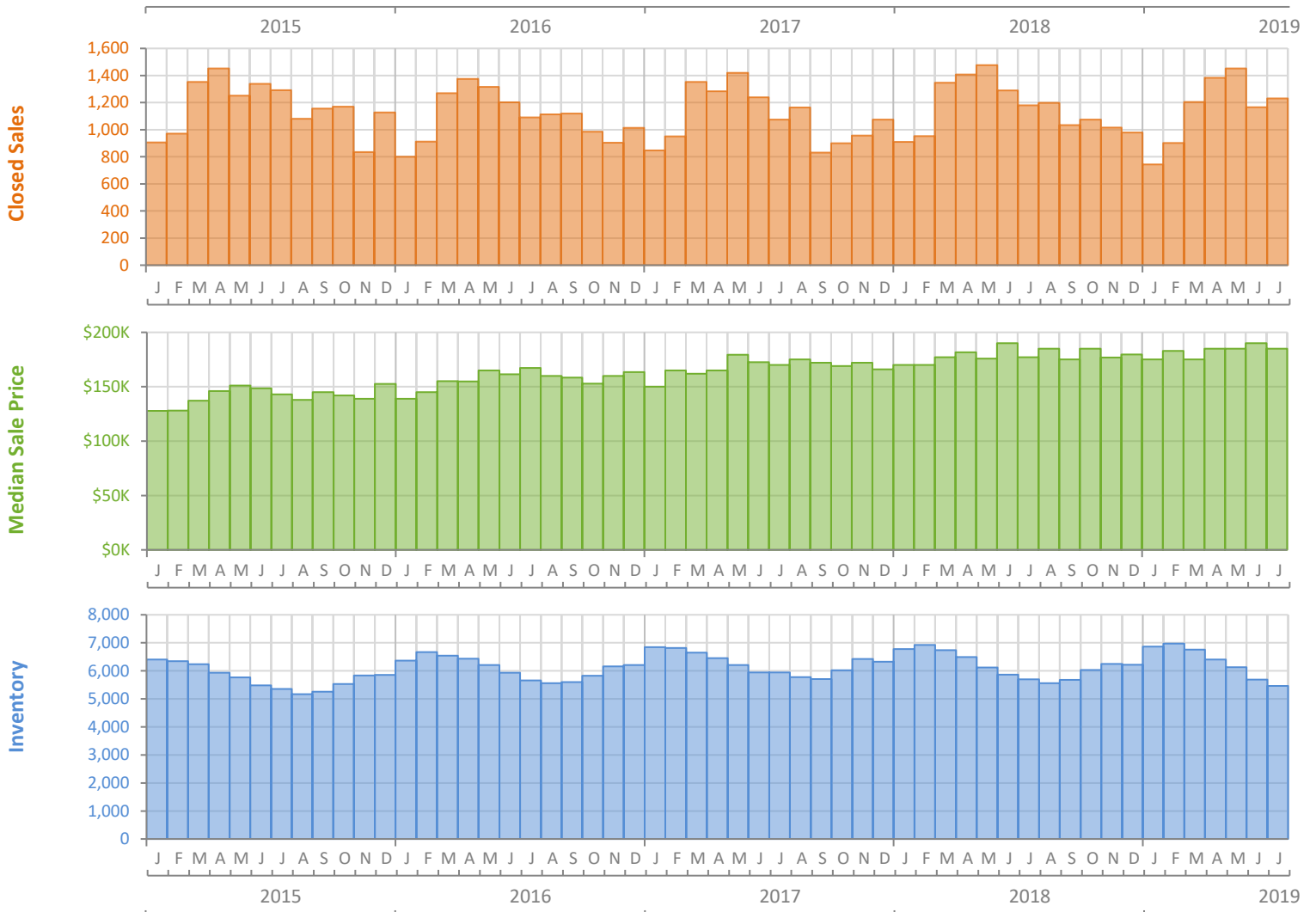
# Monthly Market Summary - July 2019

## Townhouses and Condos

### Palm Beach County



	July 2019	July 2018	Percent Change Year-over-Year
Closed Sales	1,232	1,180	4.4%
Paid in Cash	636	645	-1.4%
Median Sale Price	\$185,000	\$177,000	4.5%
Average Sale Price	\$293,198	\$252,394	16.2%
Dollar Volume	\$361.2 Million	\$297.8 Million	21.3%
Med. Pct. of Orig. List Price Received	94.0%	93.9%	0.1%
Median Time to Contract	53 Days	53 Days	0.0%
Median Time to Sale	95 Days	94 Days	1.1%
New Pending Sales	1,255	1,205	4.1%
New Listings	1,379	1,388	-0.6%
Pending Inventory	2,201	2,157	2.0%
Inventory (Active Listings)	5,462	5,692	-4.0%
Months Supply of Inventory	4.9	5.1	-3.9%



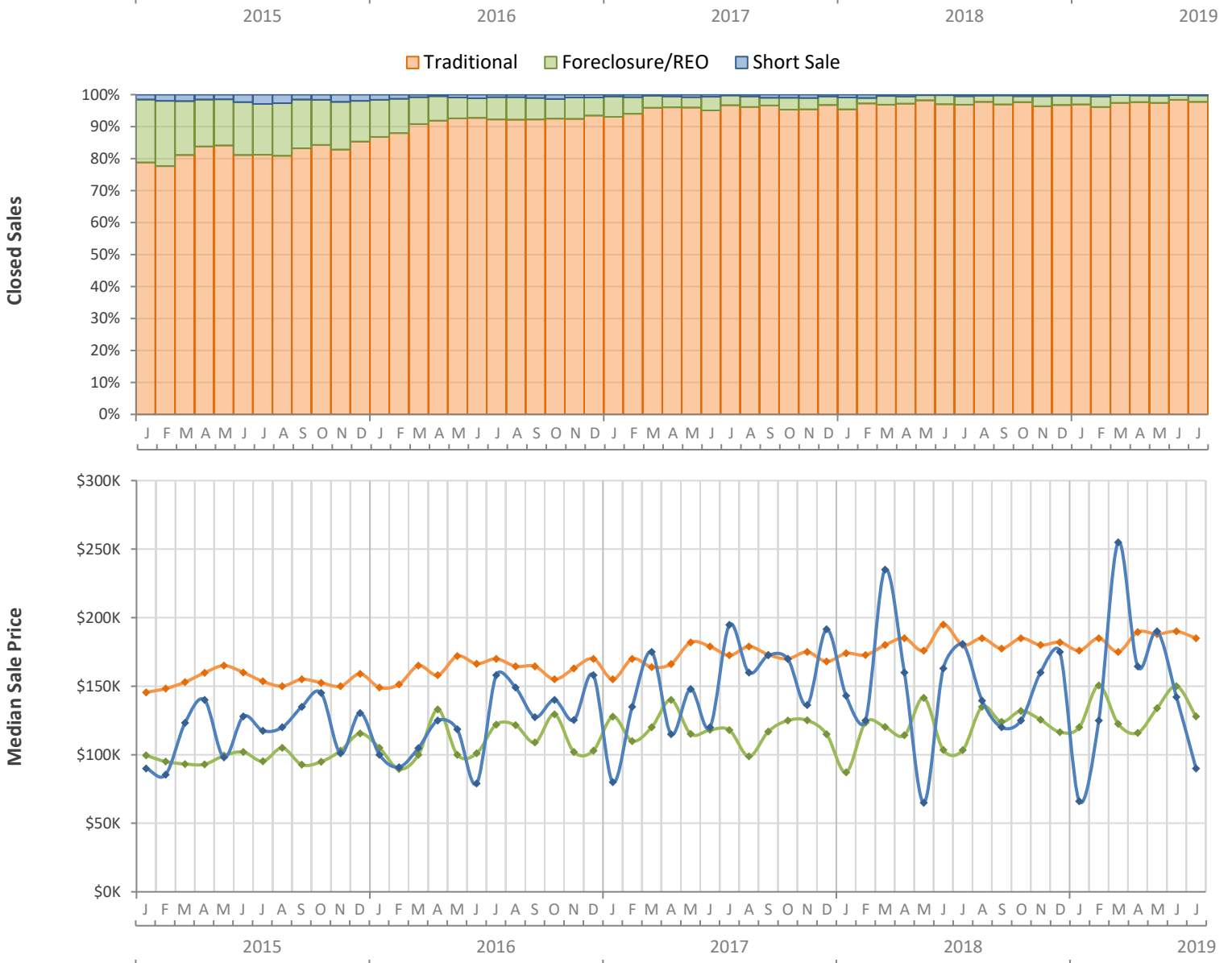
# Monthly Distressed Market - July 2019

## Townhouses and Condos

### Palm Beach County



		July 2019	July 2018	Percent Change Year-over-Year
Traditional	Closed Sales	1,204	1,143	5.3%
	Median Sale Price	\$185,000	\$180,000	2.8%
Foreclosure/REO	Closed Sales	25	31	-19.4%
	Median Sale Price	\$128,000	\$103,240	24.0%
Short Sale	Closed Sales	3	6	-50.0%
	Median Sale Price	\$90,000	\$180,750	-50.2%



Produced by Florida REALTORS® with data provided by Florida's multiple listing services. Statistics for each month compiled from MLS feeds on the 15th day of the following month. Data released on Wednesday, August 21, 2019. Next data release is Thursday, September 19, 2019.