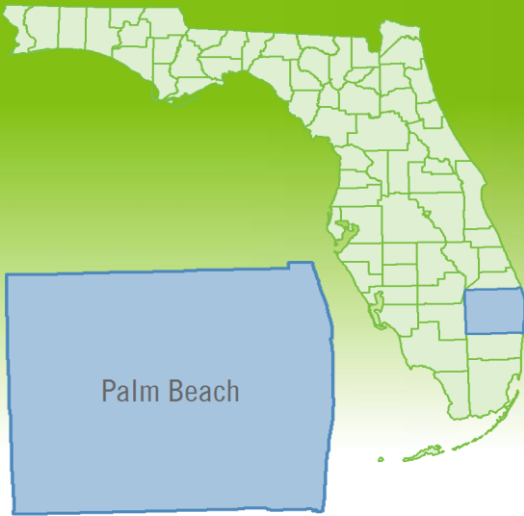


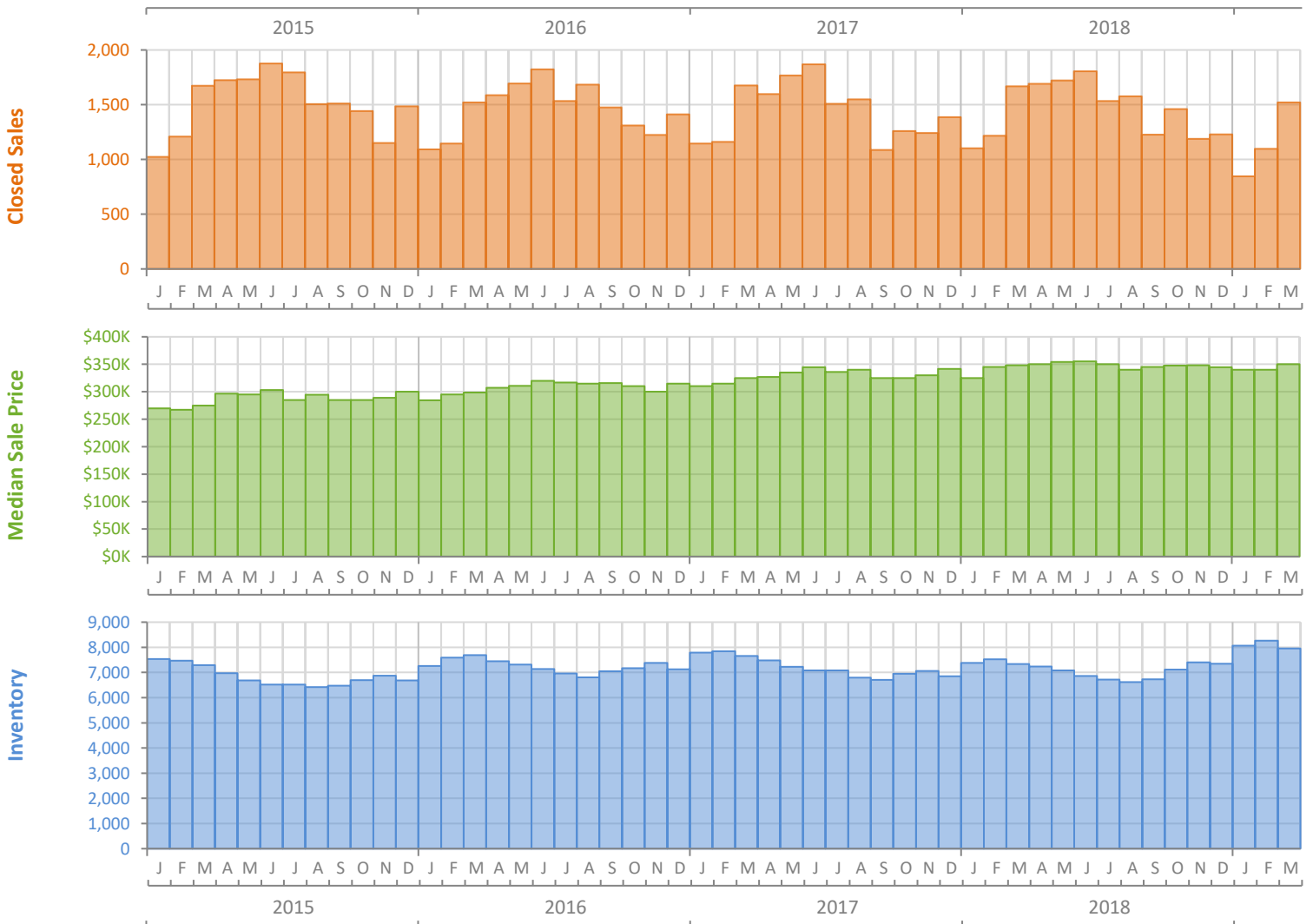
Monthly Market Summary - March 2019

Single Family Homes

Palm Beach County



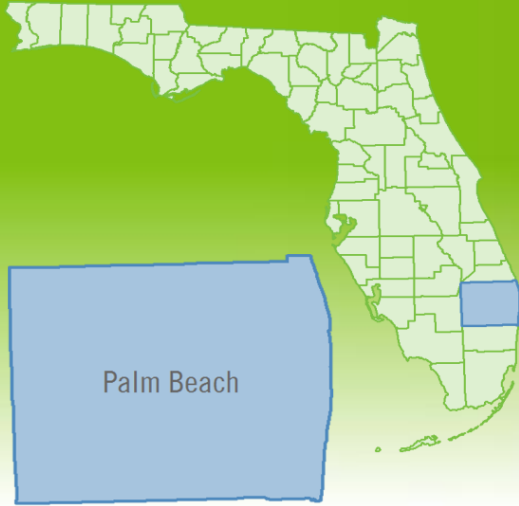
	March 2019	March 2018	Percent Change Year-over-Year
Closed Sales	1,521	1,669	-8.9%
Paid in Cash	499	625	-20.2%
Median Sale Price	\$350,000	\$348,000	0.6%
Average Sale Price	\$547,778	\$580,913	-5.7%
Dollar Volume	\$833.2 Million	\$969.5 Million	-14.1%
Med. Pct. of Orig. List Price Received	94.3%	94.7%	-0.4%
Median Time to Contract	62 Days	56 Days	10.7%
Median Time to Sale	102 Days	99 Days	3.0%
New Pending Sales	1,950	2,072	-5.9%
New Listings	2,148	2,280	-5.8%
Pending Inventory	3,071	3,205	-4.2%
Inventory (Active Listings)	7,959	7,335	8.5%
Months Supply of Inventory	5.7	5.1	11.8%



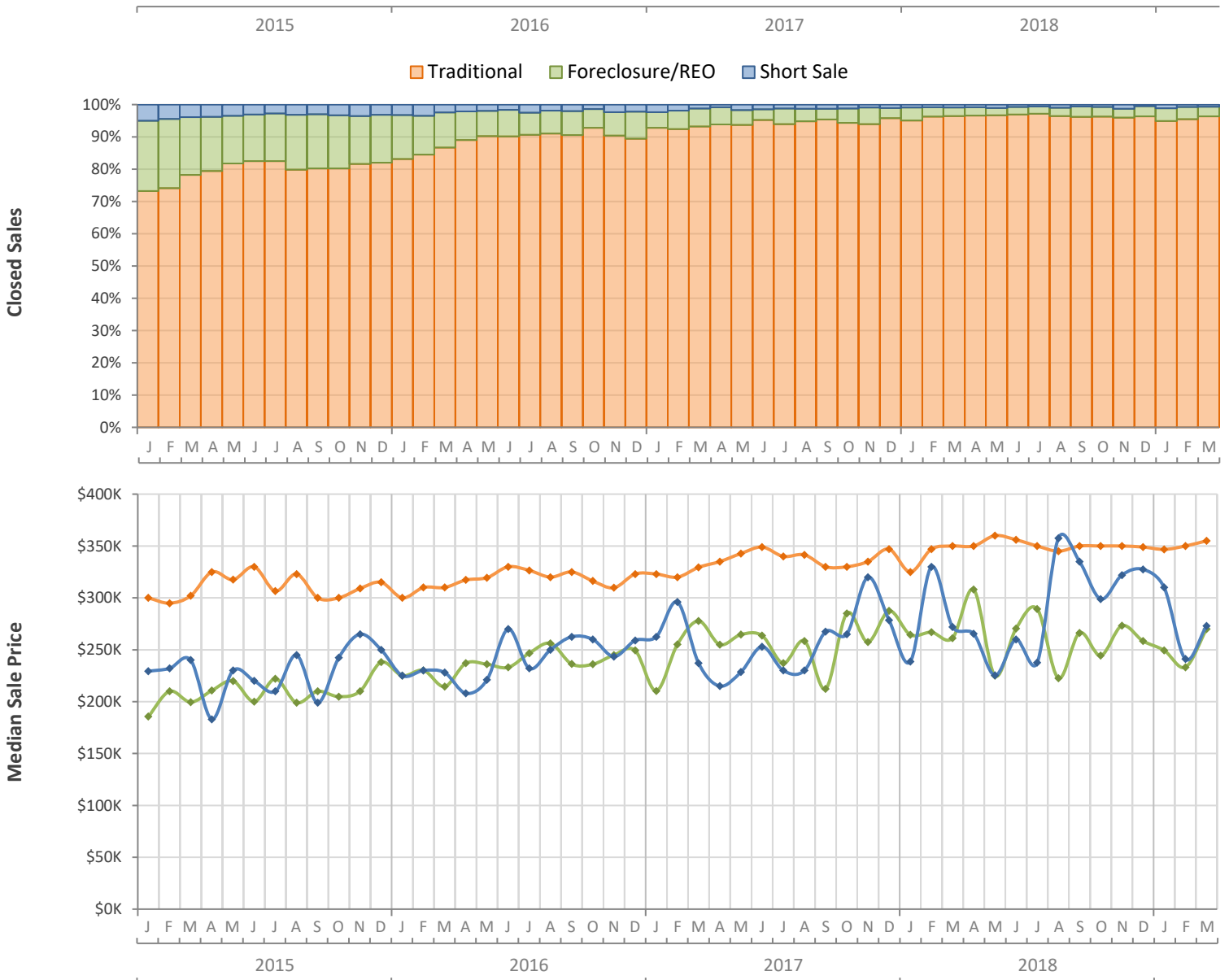
Monthly Distressed Market - March 2019

Single Family Homes

Palm Beach County



		March 2019	March 2018	Percent Change Year-over-Year
Traditional	Closed Sales	1,466	1,610	-8.9%
	Median Sale Price	\$355,000	\$350,000	1.4%
Foreclosure/REO	Closed Sales	45	44	2.3%
	Median Sale Price	\$269,900	\$261,250	3.3%
Short Sale	Closed Sales	10	15	-33.3%
	Median Sale Price	\$273,000	\$272,000	0.4%



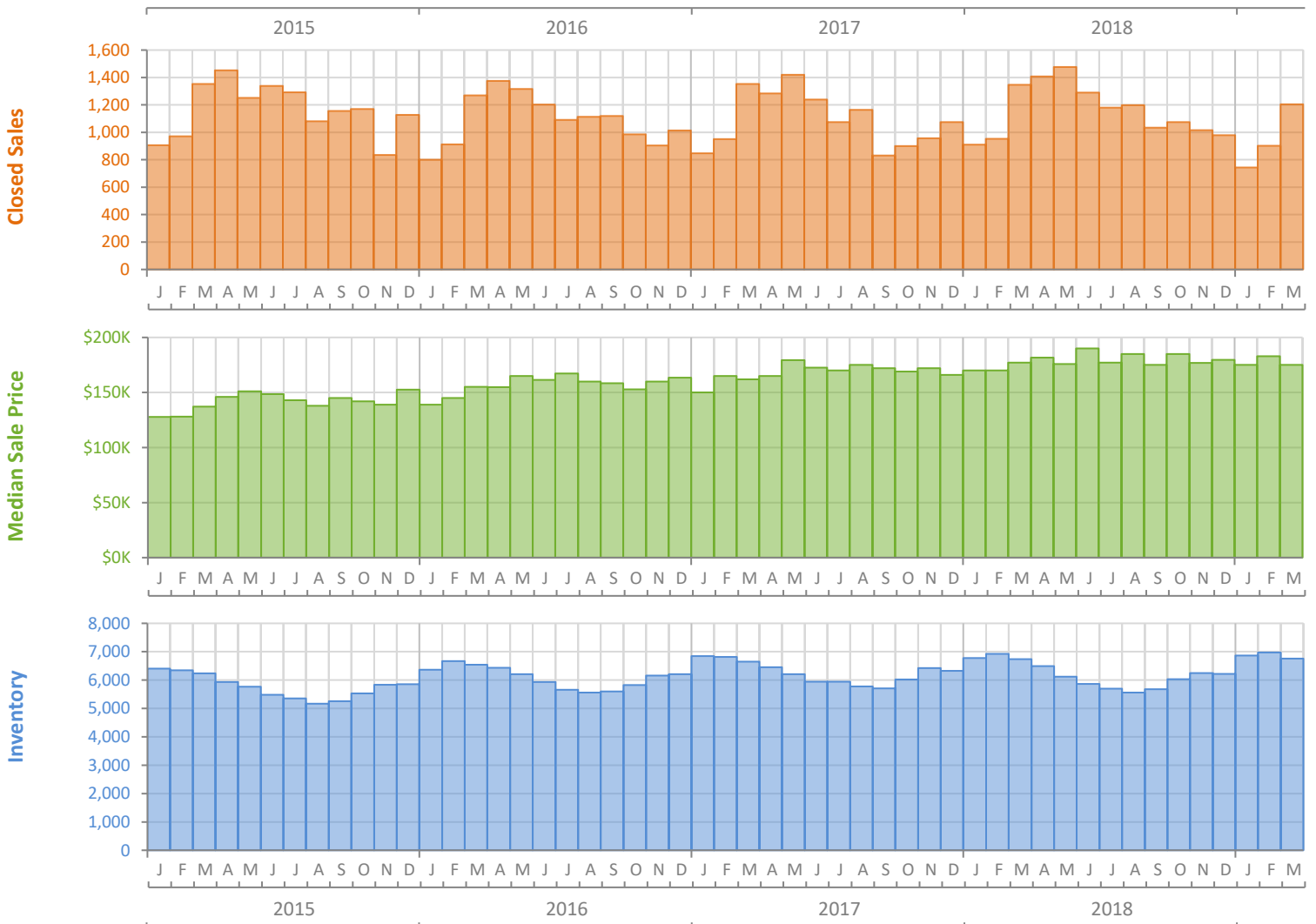
Monthly Market Summary - March 2019

Townhouses and Condos

Palm Beach County



	March 2019	March 2018	Percent Change Year-over-Year
Closed Sales	1,205	1,347	-10.5%
Paid in Cash	730	846	-13.7%
Median Sale Price	\$175,000	\$177,000	-1.1%
Average Sale Price	\$351,411	\$288,058	22.0%
Dollar Volume	\$423.5 Million	\$388.0 Million	9.1%
Med. Pct. of Orig. List Price Received	93.5%	93.6%	-0.1%
Median Time to Contract	51 Days	52 Days	-1.9%
Median Time to Sale	91 Days	93 Days	-2.2%
New Pending Sales	1,535	1,635	-6.1%
New Listings	1,766	1,874	-5.8%
Pending Inventory	2,499	2,629	-4.9%
Inventory (Active Listings)	6,756	6,738	0.3%
Months Supply of Inventory	6.0	6.1	-1.6%



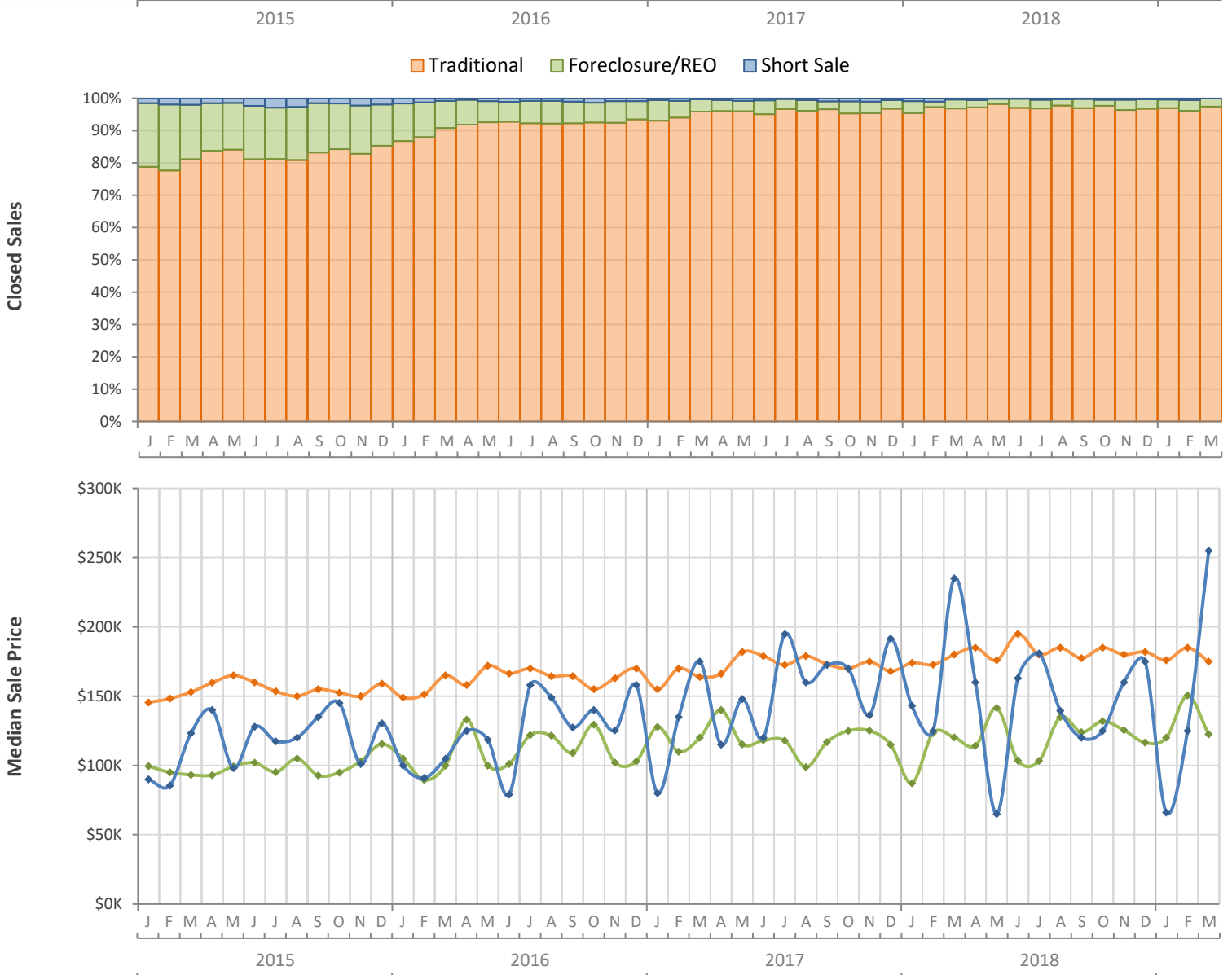
Monthly Distressed Market - March 2019

Townhouses and Condos

Palm Beach County



		March 2019	March 2018	Percent Change Year-over-Year
Traditional	Closed Sales	1,174	1,304	-10.0%
	Median Sale Price	\$175,000	\$180,000	-2.8%
Foreclosure/REO	Closed Sales	30	37	-18.9%
	Median Sale Price	\$122,500	\$120,250	1.9%
Short Sale	Closed Sales	1	6	-83.3%
	Median Sale Price	\$255,000	\$235,000	8.5%



Produced by Florida REALTORS® with data provided by Florida's multiple listing services. Statistics for each month compiled from MLS feeds on the 15th day of the following month. Data released on Monday, April 22, 2019. Next data release is Tuesday, May 21, 2019.