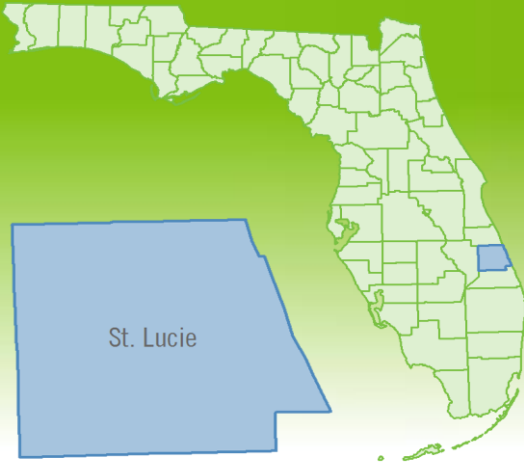


# Yearly Market Summary - 2019

## Single Family Homes

### St. Lucie County



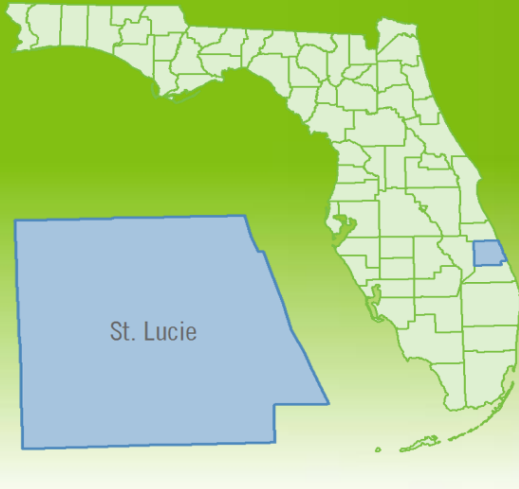
	2019	2018	Percent Change Year-over-Year
Closed Sales	5,886	5,517	6.7%
Paid in Cash	1,294	1,415	-8.6%
Median Sale Price	\$233,000	\$220,000	5.9%
Average Sale Price	\$246,017	\$236,610	4.0%
Dollar Volume	\$1.4 Billion	\$1.3 Billion	10.9%
Med. Pct. of Orig. List Price Received	96.5%	96.5%	0.0%
Median Time to Contract	46 Days	39 Days	17.9%
Median Time to Sale	90 Days	81 Days	11.1%
New Pending Sales	6,572	6,192	6.1%
New Listings	7,652	7,743	-1.2%
Pending Inventory	652	600	8.7%
Inventory (Active Listings)	1,738	1,917	-9.3%
Months Supply of Inventory	3.5	4.2	-16.7%



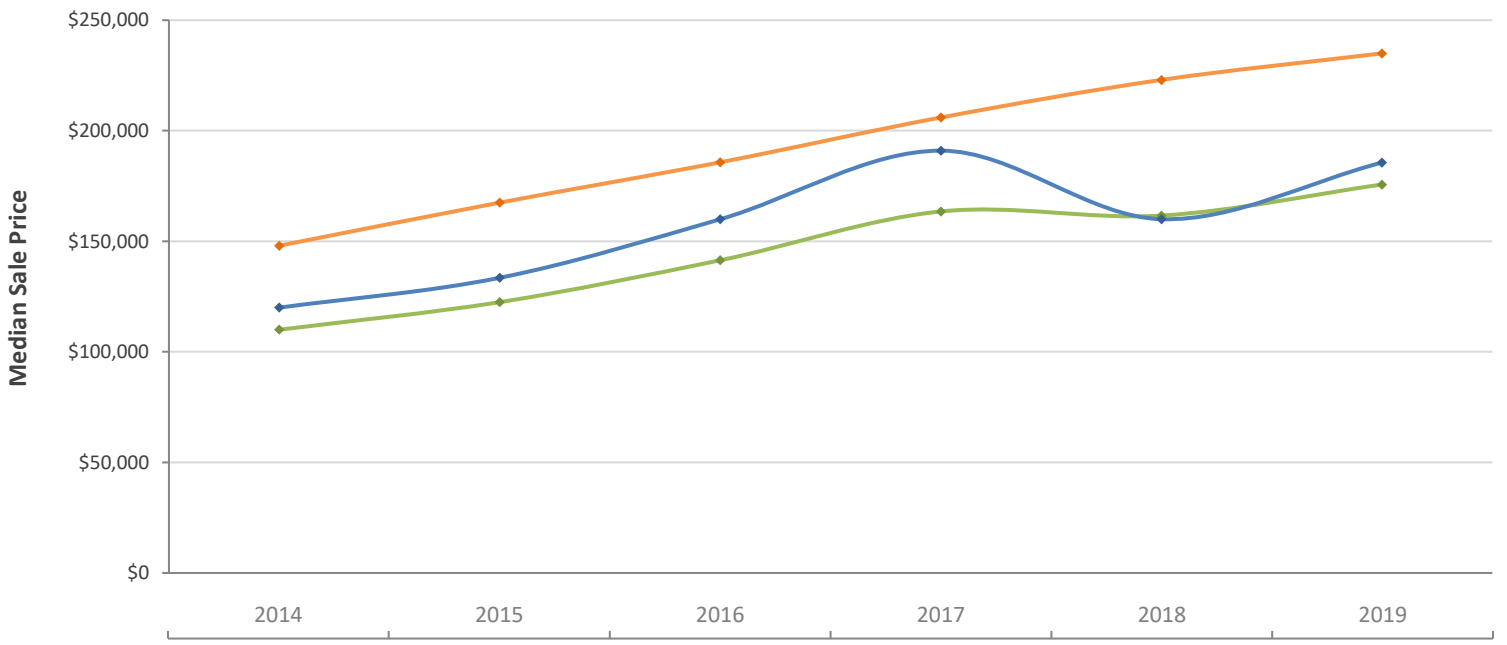
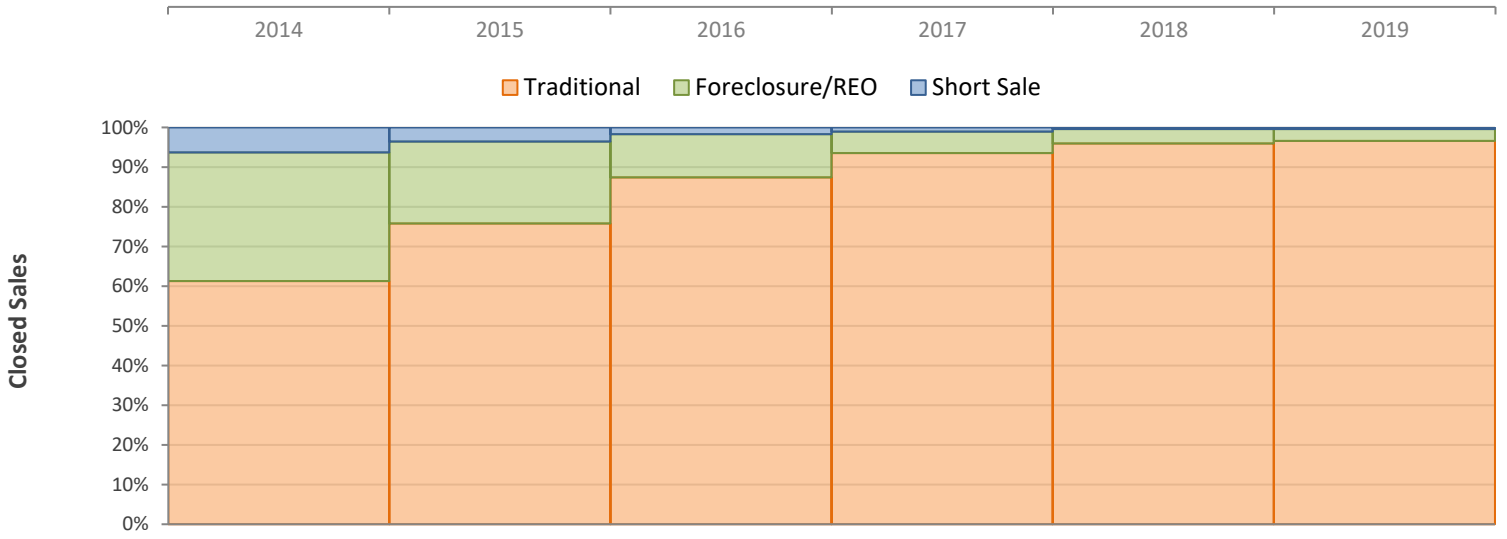
# Yearly Distressed Market - 2019

## Single Family Homes

### St. Lucie County



		2019	2018	Percent Change Year-over-Year
Traditional	Closed Sales	5,685	5,293	7.4%
	Median Sale Price	\$235,000	\$223,000	5.4%
Foreclosure/REO	Closed Sales	178	203	-12.3%
	Median Sale Price	\$175,675	\$161,638	8.7%
Short Sale	Closed Sales	23	21	9.5%
	Median Sale Price	\$185,600	\$160,000	16.0%



Produced by Florida REALTORS® with data provided by Florida's multiple listing services. Statistics for each month compiled from MLS feeds on the 15th day of the following month. Data released on Wednesday, February 12, 2020. Next yearly data release is TBD.

# Yearly Market Summary - 2019

## Townhouses and Condos

### St. Lucie County



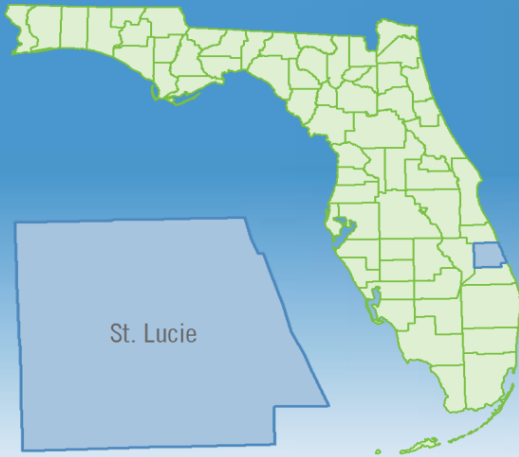
	2019	2018	Percent Change Year-over-Year
Closed Sales	1,187	1,228	-3.3%
Paid in Cash	638	708	-9.9%
Median Sale Price	\$180,500	\$176,750	2.1%
Average Sale Price	\$218,574	\$225,692	-3.2%
Dollar Volume	\$259.4 Million	\$277.1 Million	-6.4%
Med. Pct. of Orig. List Price Received	94.6%	95.0%	-0.4%
Median Time to Contract	52 Days	48 Days	8.3%
Median Time to Sale	94 Days	84 Days	11.9%
New Pending Sales	1,249	1,310	-4.7%
New Listings	1,654	1,710	-3.3%
Pending Inventory	94	108	-13.0%
Inventory (Active Listings)	582	554	5.1%
Months Supply of Inventory	5.9	5.4	9.3%



# Yearly Distressed Market - 2019

## Townhouses and Condos

### St. Lucie County



		2019	2018	Percent Change Year-over-Year
Traditional	Closed Sales	1,154	1,209	-4.5%
	Median Sale Price	\$185,000	\$180,000	2.8%
Foreclosure/REO	Closed Sales	28	18	55.6%
	Median Sale Price	\$135,000	\$109,000	23.9%
Short Sale	Closed Sales	5	1	400.0%
	Median Sale Price	\$205,000	\$155,000	32.3%

