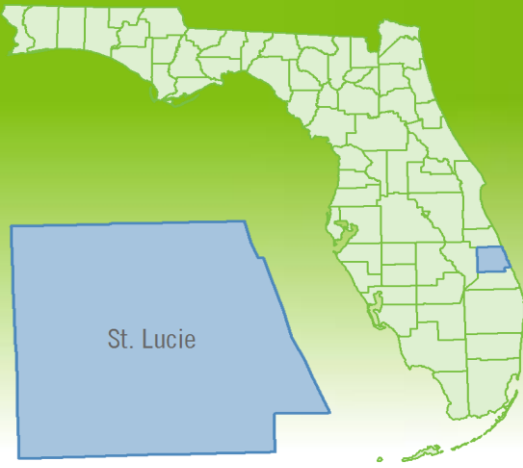


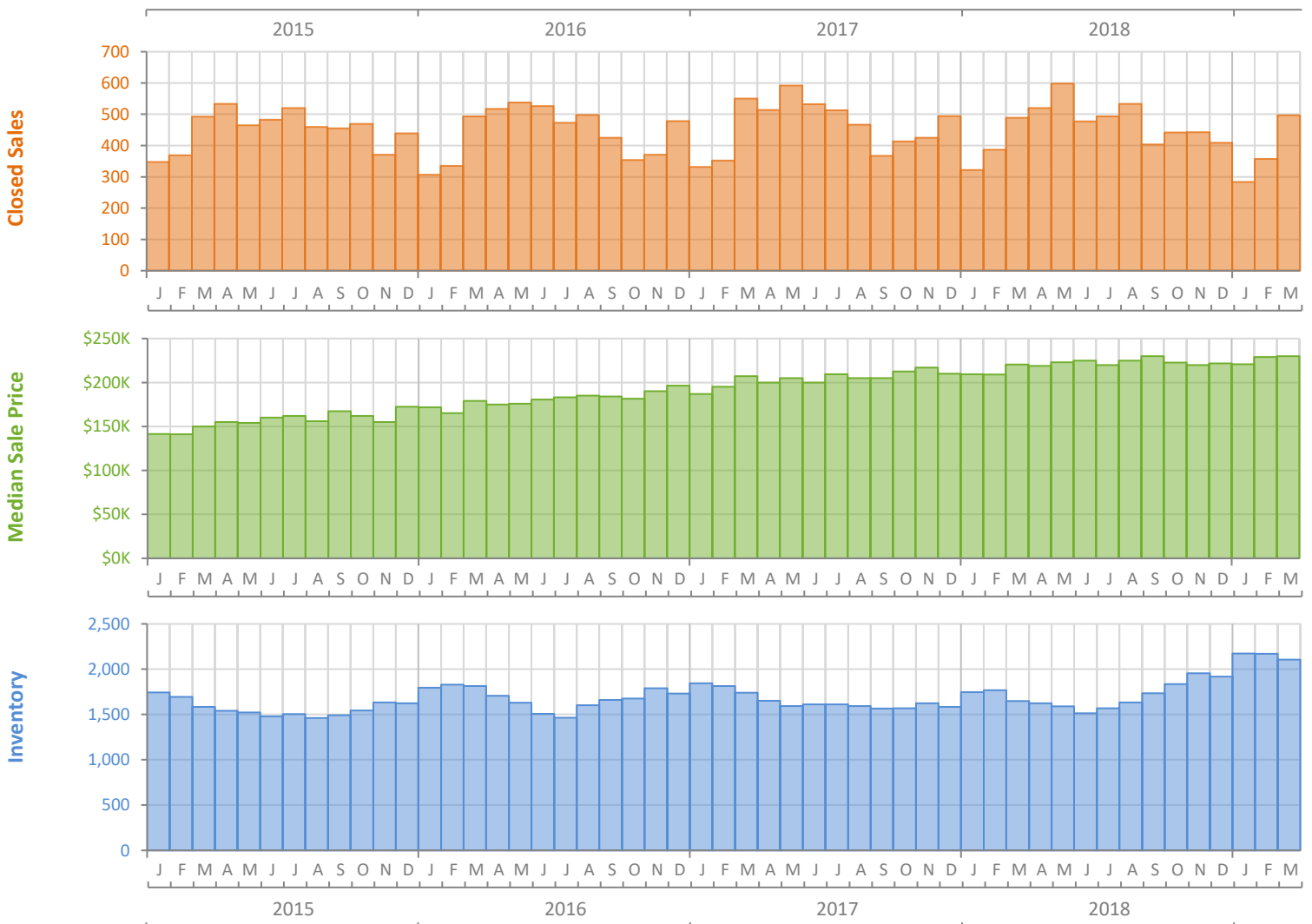
# Monthly Market Summary - March 2019

## Single Family Homes

### St. Lucie County



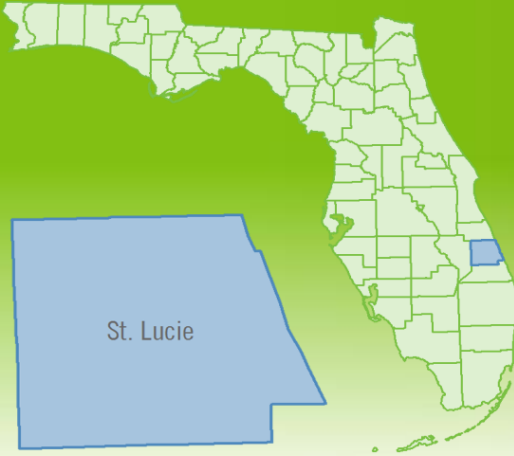
	March 2019	March 2018	Percent Change Year-over-Year
Closed Sales	497	489	1.6%
Paid in Cash	112	153	-26.8%
Median Sale Price	\$230,000	\$220,444	4.3%
Average Sale Price	\$251,400	\$254,981	-1.4%
Dollar Volume	\$124.9 Million	\$124.7 Million	0.2%
Med. Pct. of Orig. List Price Received	95.8%	96.6%	-0.8%
Median Time to Contract	56 Days	36 Days	55.6%
Median Time to Sale	98 Days	74 Days	32.4%
New Pending Sales	599	663	-9.7%
New Listings	702	689	1.9%
Pending Inventory	915	973	-6.0%
Inventory (Active Listings)	2,104	1,649	27.6%
Months Supply of Inventory	4.6	3.6	27.8%



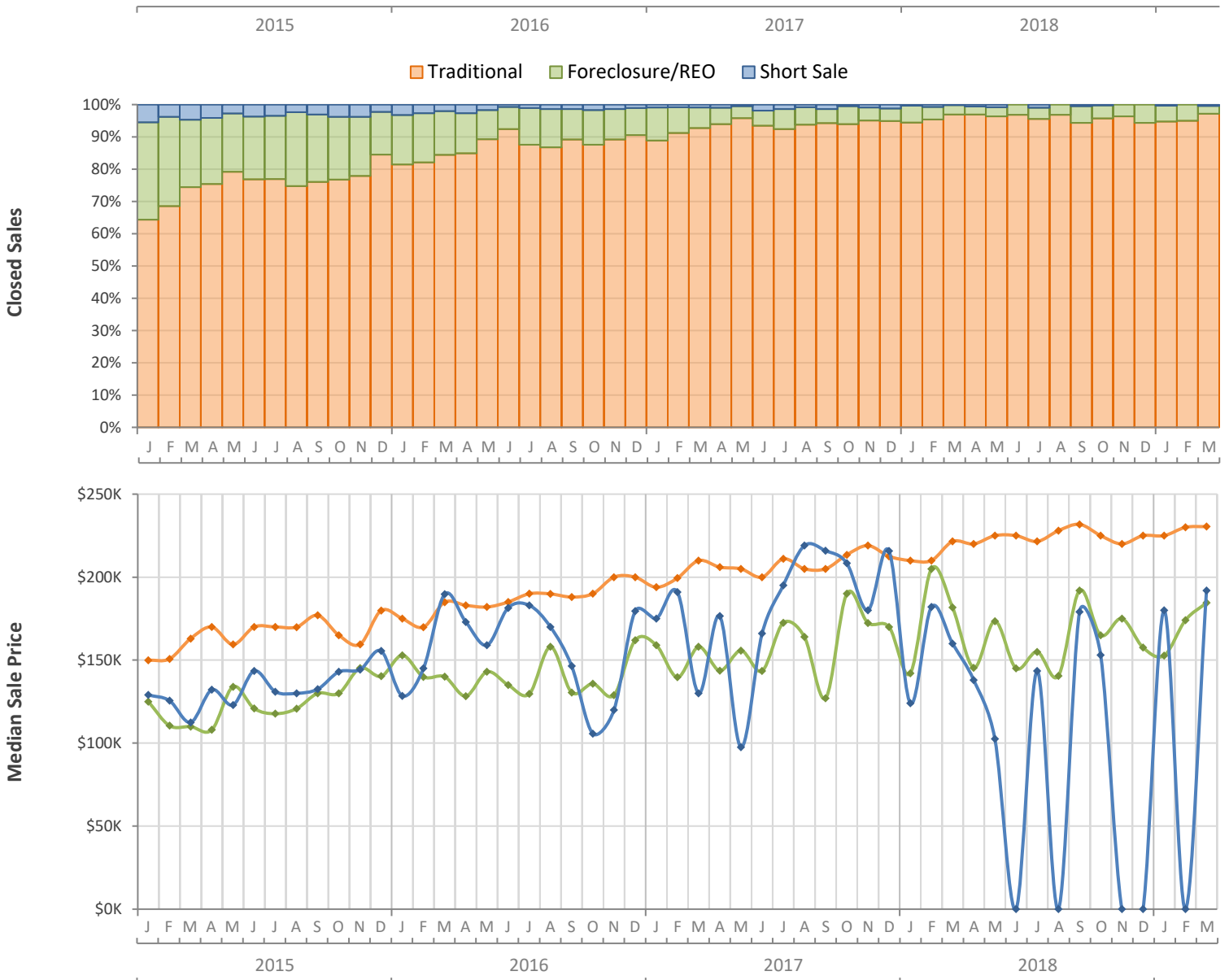
# Monthly Distressed Market - March 2019

## Single Family Homes

### St. Lucie County



		March 2019	March 2018	Percent Change Year-over-Year
Traditional	Closed Sales	483	474	1.9%
	Median Sale Price	\$230,458	\$221,500	4.0%
Foreclosure/REO	Closed Sales	12	14	-14.3%
	Median Sale Price	\$184,555	\$181,750	1.5%
Short Sale	Closed Sales	2	1	100.0%
	Median Sale Price	\$192,000	\$160,000	20.0%



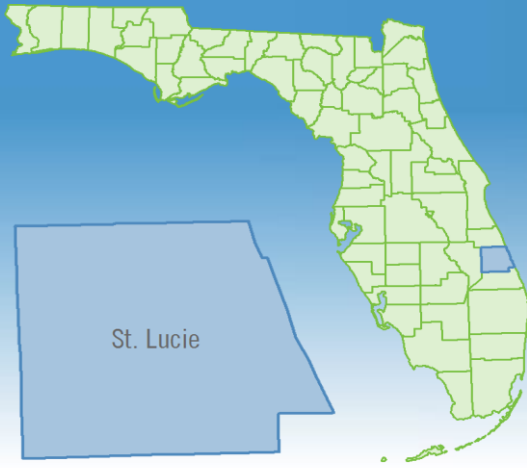
# Monthly Market Summary - March 2019

## Townhouses and Condos

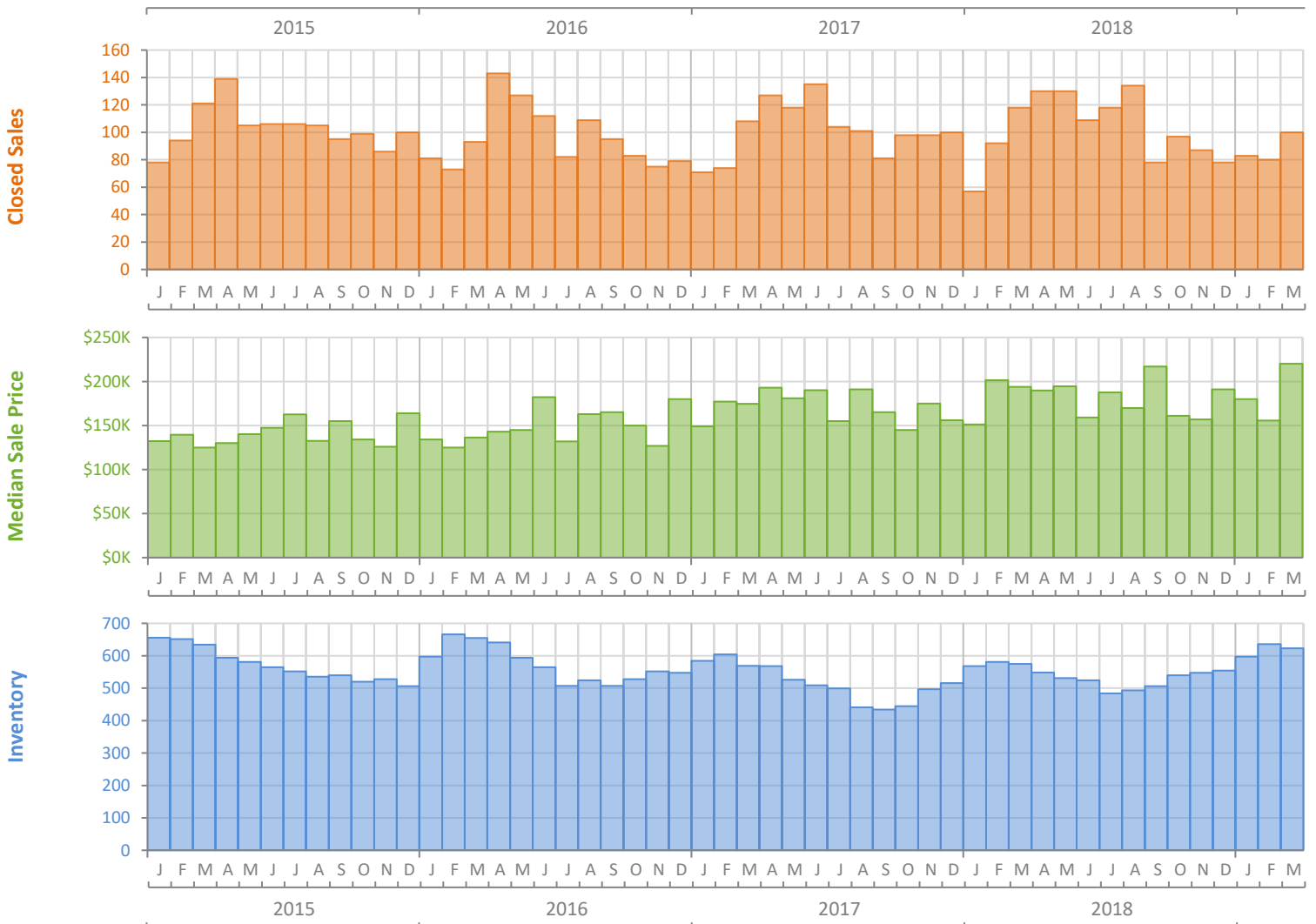
### St. Lucie County



**FloridaRealtors®**  
The Voice for Real Estate® in Florida



	March 2019	March 2018	Percent Change Year-over-Year
Closed Sales	100	118	-15.3%
Paid in Cash	61	76	-19.7%
Median Sale Price	\$220,000	\$194,000	13.4%
Average Sale Price	\$244,112	\$221,726	10.1%
Dollar Volume	\$24.4 Million	\$26.2 Million	-6.7%
Med. Pct. of Orig. List Price Received	95.1%	95.0%	0.1%
Median Time to Contract	61 Days	42 Days	45.2%
Median Time to Sale	96 Days	70 Days	37.1%
New Pending Sales	116	136	-14.7%
New Listings	144	171	-15.8%
Pending Inventory	173	191	-9.4%
Inventory (Active Listings)	623	575	8.3%
Months Supply of Inventory	6.1	5.6	8.9%



# Monthly Distressed Market - March 2019

## Townhouses and Condos

### St. Lucie County



		March 2019	March 2018	Percent Change Year-over-Year
Traditional	Closed Sales	99	117	-15.4%
	Median Sale Price	\$220,000	\$193,250	13.8%
Foreclosure/REO	Closed Sales	1	1	0.0%
	Median Sale Price	\$286,000	\$245,000	16.7%
Short Sale	Closed Sales	0	0	N/A
	Median Sale Price	(No Sales)	(No Sales)	N/A

