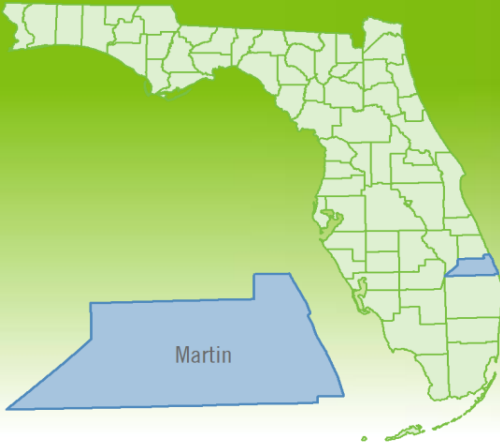


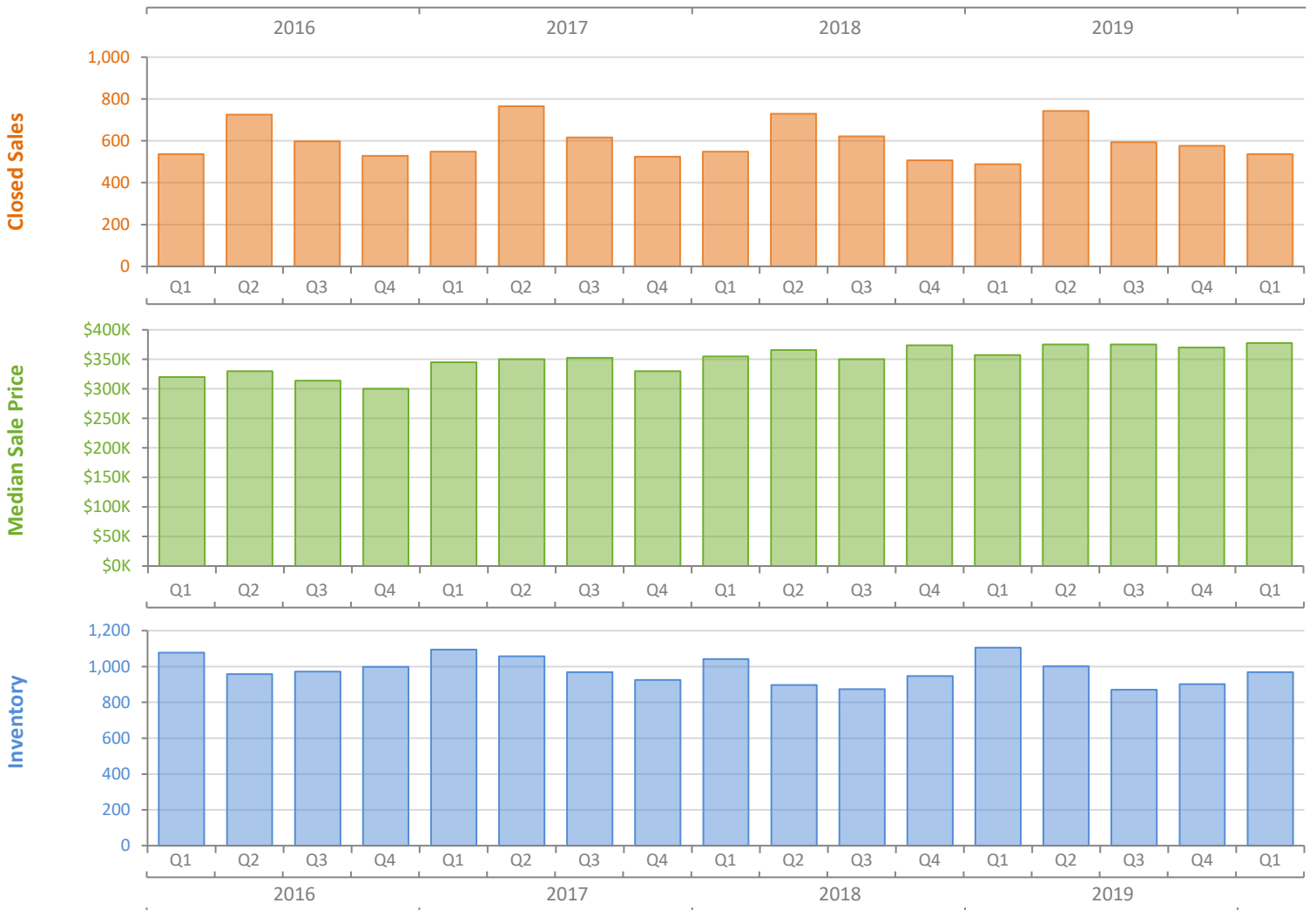
Quarterly Market Summary - Q1 2020

Single Family Homes

Martin County



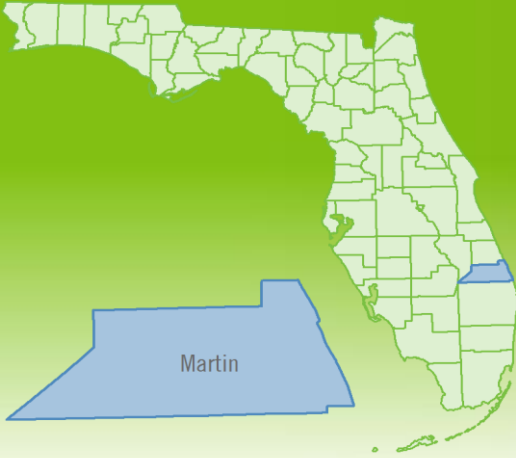
	Q1 2020	Q1 2019	Percent Change Year-over-Year
Closed Sales	536	489	9.6%
Paid in Cash	240	201	19.4%
Median Sale Price	\$377,500	\$357,450	5.6%
Average Sale Price	\$538,221	\$538,274	0.0%
Dollar Volume	\$288.5 Million	\$263.2 Million	9.6%
Med. Pct. of Orig. List Price Received	95.3%	94.9%	0.4%
Median Time to Contract	51 Days	57 Days	-10.5%
Median Time to Sale	95 Days	100 Days	-5.0%
New Pending Sales	677	695	-2.6%
New Listings	895	1,000	-10.5%
Pending Inventory	325	385	-15.6%
Inventory (Active Listings)	969	1,106	-12.4%
Months Supply of Inventory	4.7	5.7	-17.5%



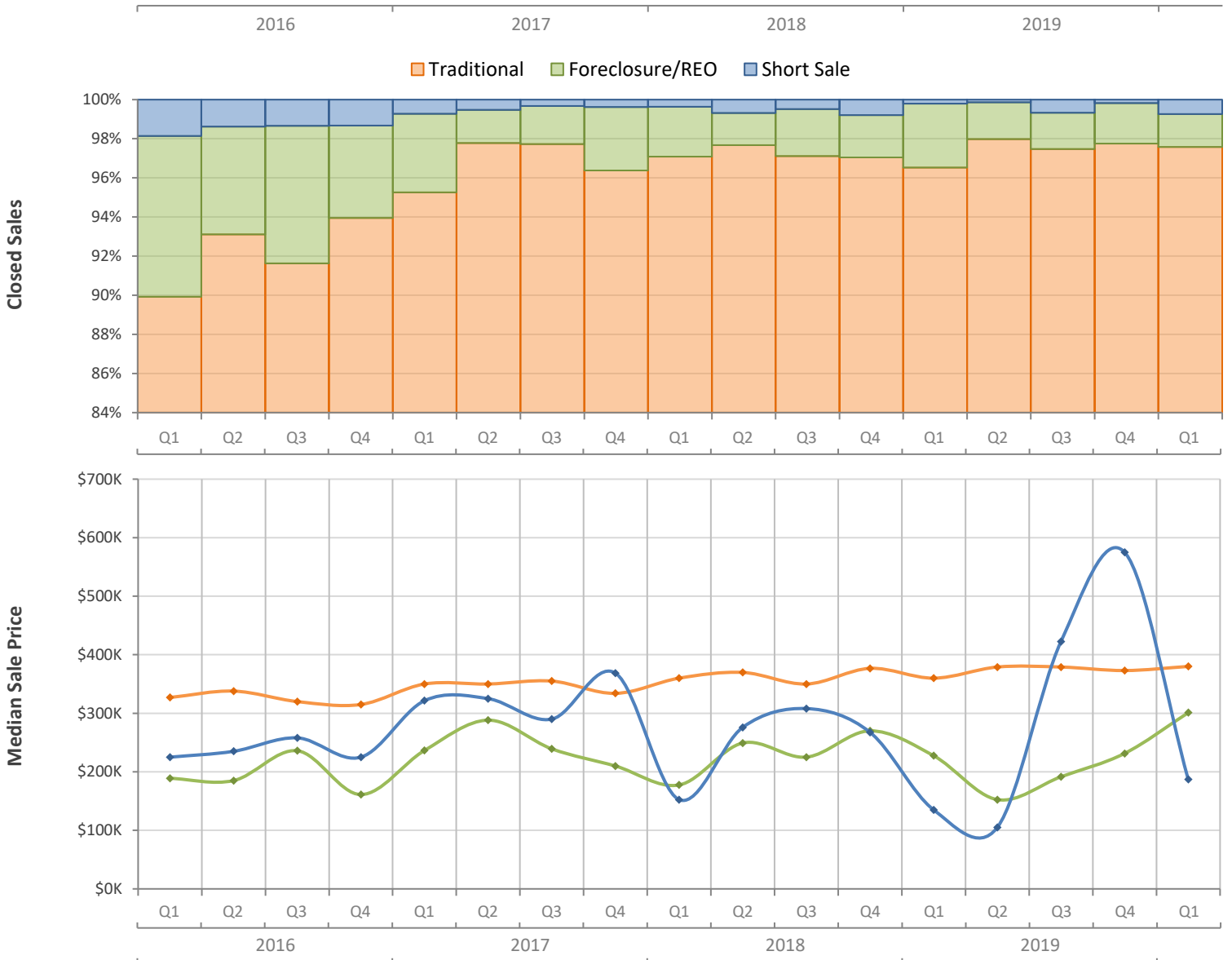
Quarterly Distressed Market - Q1 2020

Single Family Homes

Martin County



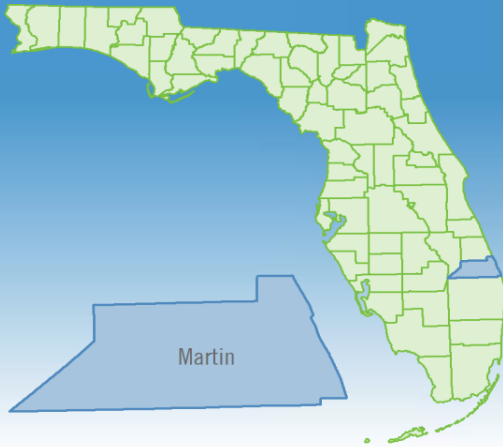
		Q1 2020	Q1 2019	Percent Change Year-over-Year
Traditional	Closed Sales	523	472	10.8%
	Median Sale Price	\$380,000	\$360,000	5.6%
Foreclosure/REO	Closed Sales	9	16	-43.8%
	Median Sale Price	\$301,000	\$227,500	32.3%
Short Sale	Closed Sales	4	1	300.0%
	Median Sale Price	\$186,875	\$135,000	38.4%



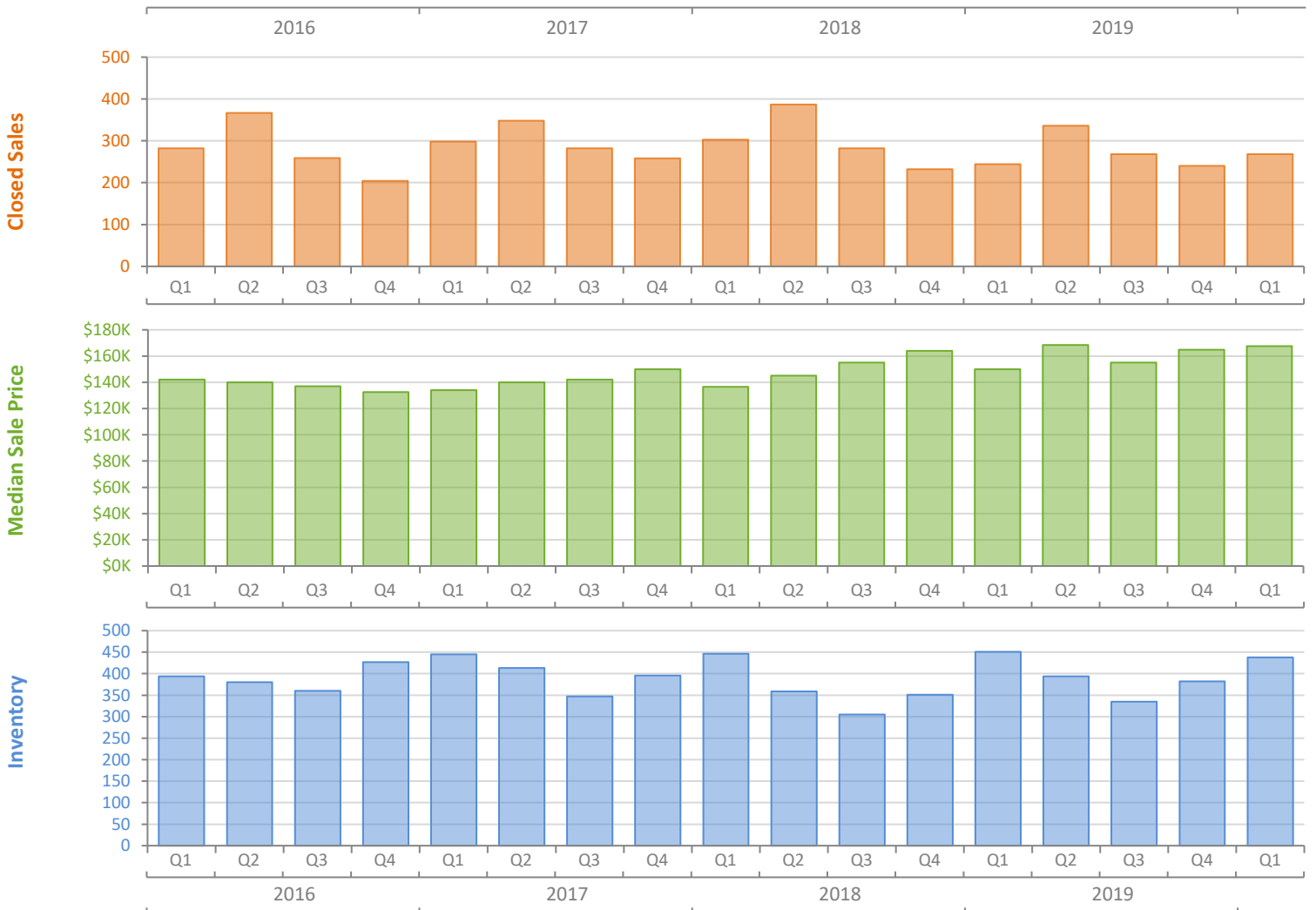
Quarterly Market Summary - Q1 2020

Townhouses and Condos

Martin County



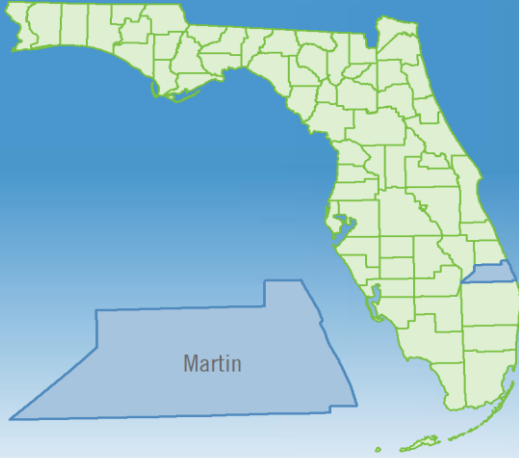
	Q1 2020	Q1 2019	Percent Change Year-over-Year
Closed Sales	268	244	9.8%
Paid in Cash	167	155	7.7%
Median Sale Price	\$167,500	\$149,900	11.7%
Average Sale Price	\$230,122	\$196,443	17.1%
Dollar Volume	\$61.7 Million	\$47.9 Million	28.7%
Med. Pct. of Orig. List Price Received	95.0%	95.2%	-0.2%
Median Time to Contract	48 Days	31 Days	54.8%
Median Time to Sale	90 Days	66 Days	36.4%
New Pending Sales	324	341	-5.0%
New Listings	444	511	-13.1%
Pending Inventory	145	191	-24.1%
Inventory (Active Listings)	438	451	-2.9%
Months Supply of Inventory	4.7	4.7	0.0%



Quarterly Distressed Market - Q1 2020

Townhouses and Condos

Martin County



		Q1 2020	Q1 2019	Percent Change Year-over-Year
Traditional	Closed Sales	263	241	9.1%
	Median Sale Price	\$168,000	\$150,000	12.0%
Foreclosure/REO	Closed Sales	5	3	66.7%
	Median Sale Price	\$160,000	\$104,500	53.1%
Short Sale	Closed Sales	0	0	N/A
	Median Sale Price	(No Sales)	(No Sales)	N/A

