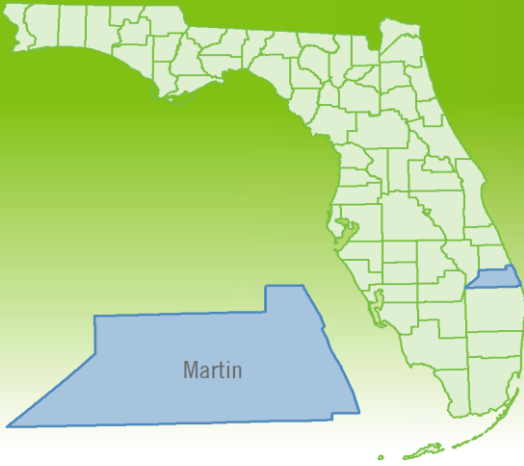


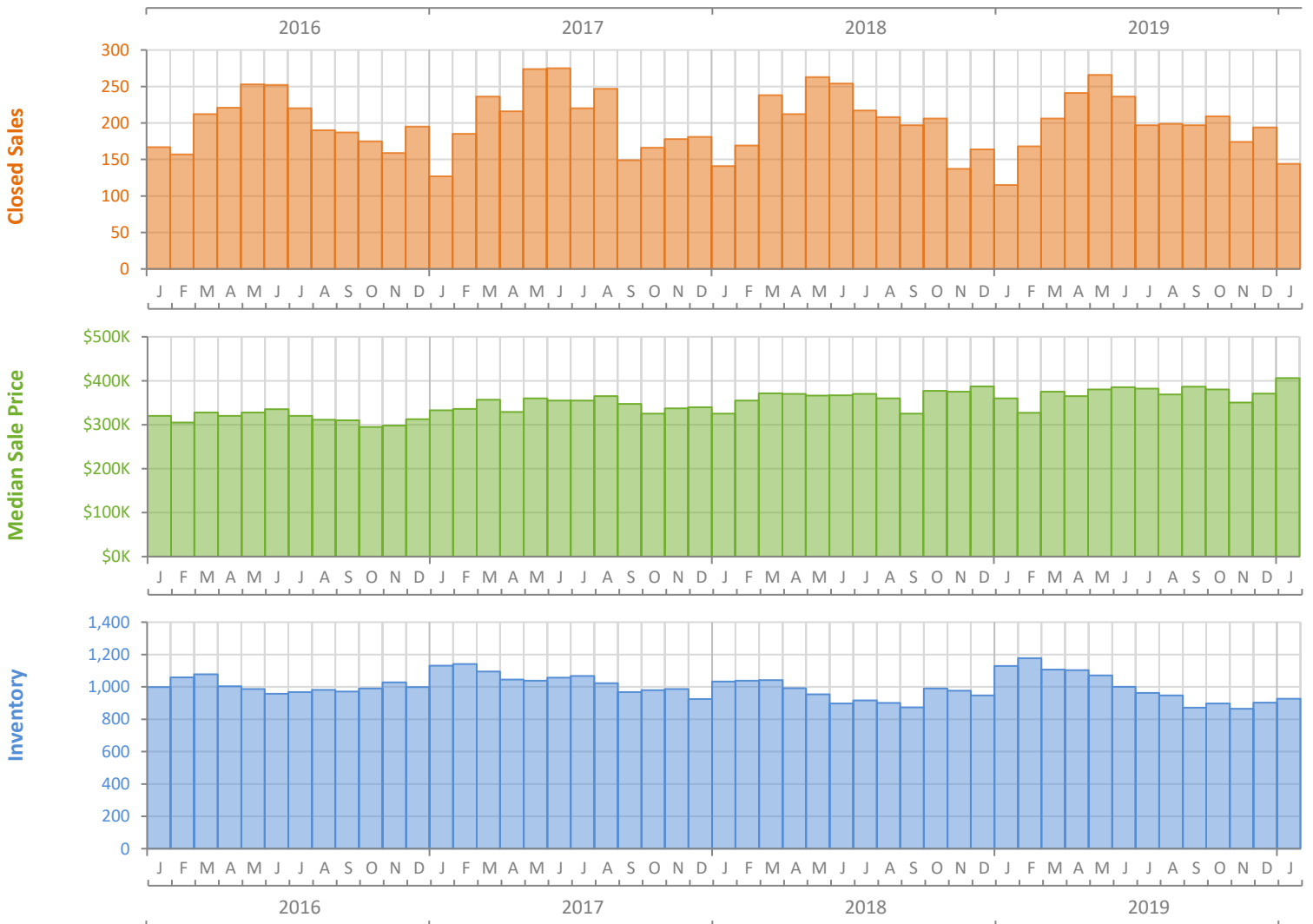
Monthly Market Summary - January 2020

Single Family Homes

Martin County



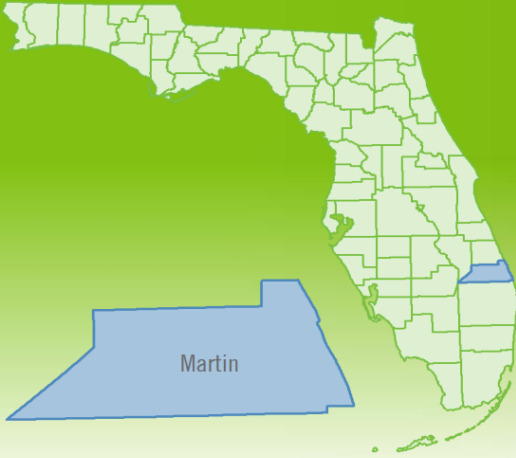
	January 2020	January 2019	Percent Change Year-over-Year
Closed Sales	144	115	25.2%
Paid in Cash	66	44	50.0%
Median Sale Price	\$406,375	\$360,000	12.9%
Average Sale Price	\$499,969	\$659,242	-24.2%
Dollar Volume	\$72.0 Million	\$75.8 Million	-5.0%
Med. Pct. of Orig. List Price Received	94.3%	94.8%	-0.5%
Median Time to Contract	52 Days	52 Days	0.0%
Median Time to Sale	104 Days	97 Days	7.2%
New Pending Sales	253	205	23.4%
New Listings	320	386	-17.1%
Pending Inventory	310	286	8.4%
Inventory (Active Listings)	926	1,130	-18.1%
Months Supply of Inventory	4.6	5.7	-19.3%



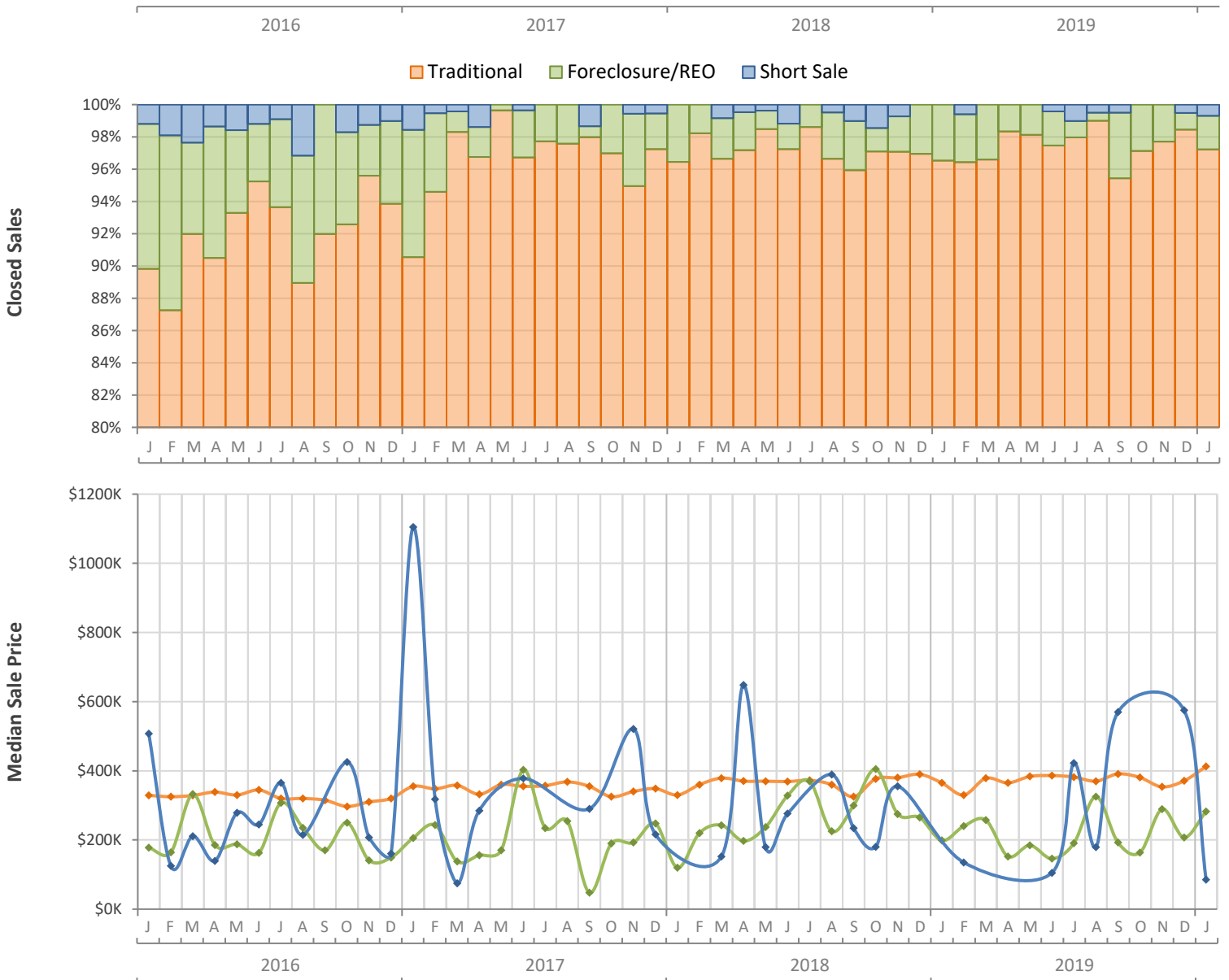
Monthly Distressed Market - January 2020

Single Family Homes

Martin County



		January 2020	January 2019	Percent Change Year-over-Year
Traditional	Closed Sales	140	111	26.1%
	Median Sale Price	\$412,500	\$365,000	13.0%
Foreclosure/REO	Closed Sales	3	4	-25.0%
	Median Sale Price	\$282,500	\$198,500	42.3%
Short Sale	Closed Sales	1	0	N/A
	Median Sale Price	\$85,000	(No Sales)	N/A

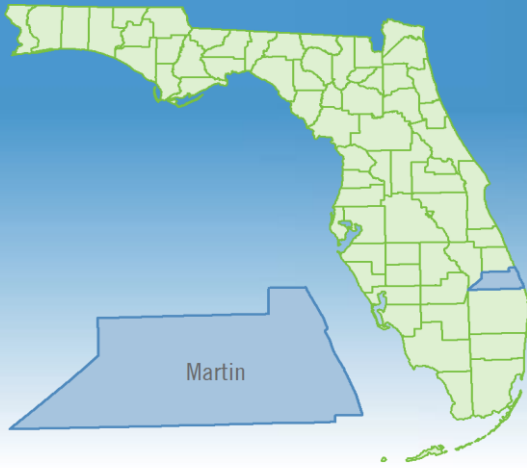


Produced by Florida REALTORS® with data provided by Florida's multiple listing services. Statistics for each month compiled from MLS feeds on the 15th day of the following month. Data released on Friday, February 21, 2020. Next data release is Friday, March 20, 2020.

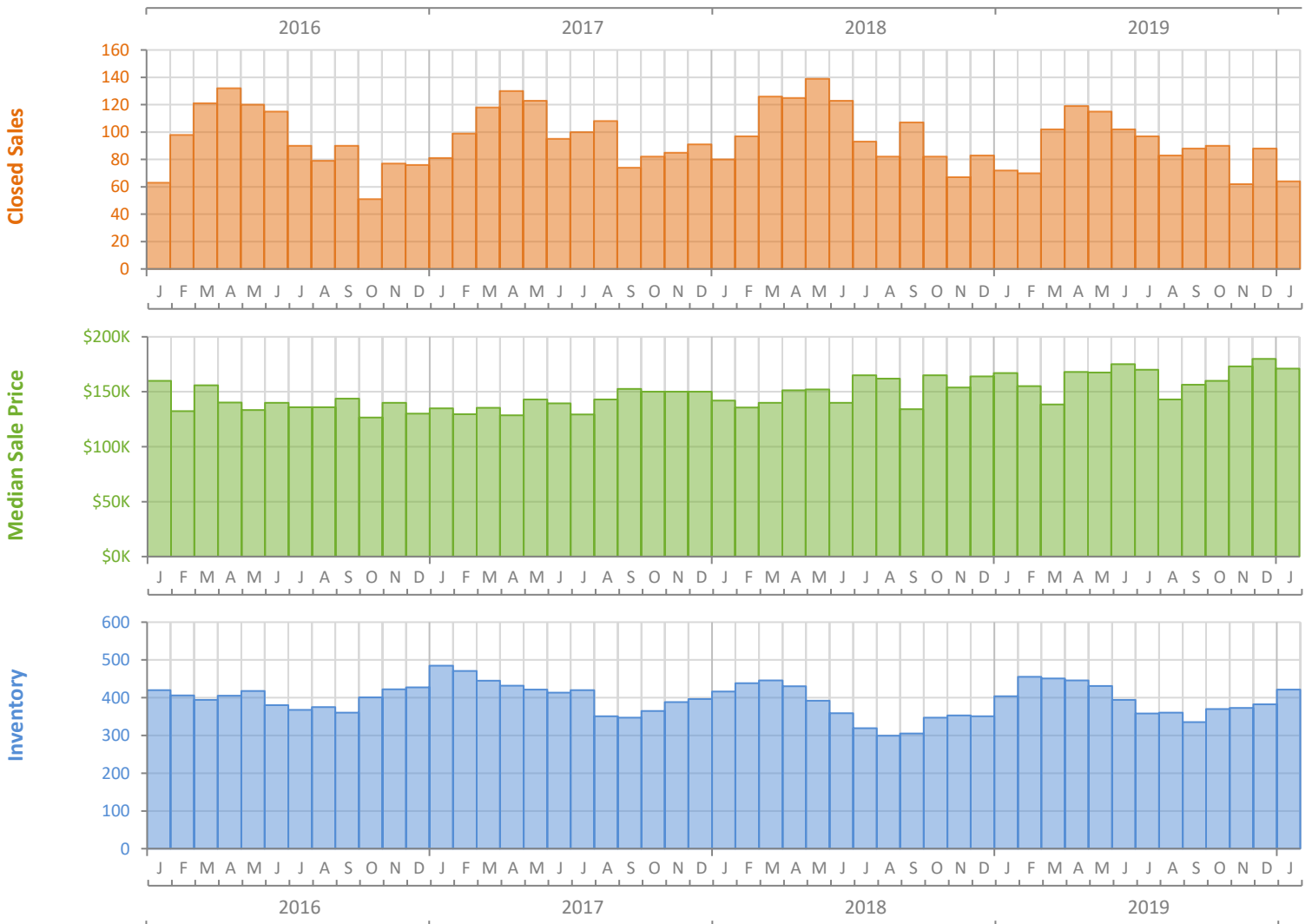
Monthly Market Summary - January 2020

Townhouses and Condos

Martin County



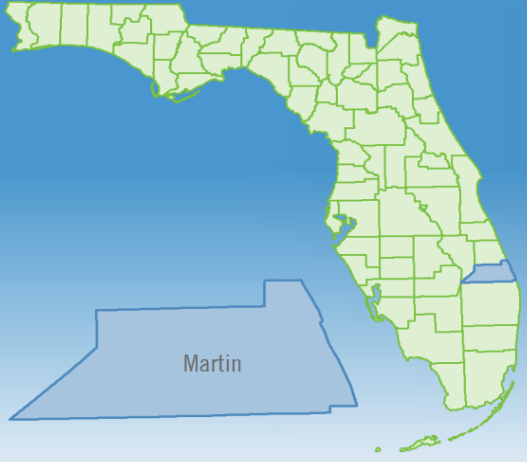
	January 2020	January 2019	Percent Change Year-over-Year
Closed Sales	64	72	-11.1%
Paid in Cash	34	45	-24.4%
Median Sale Price	\$171,000	\$167,000	2.4%
Average Sale Price	\$204,259	\$202,255	1.0%
Dollar Volume	\$13.1 Million	\$14.6 Million	-10.2%
Med. Pct. of Orig. List Price Received	94.5%	94.4%	0.1%
Median Time to Contract	59 Days	35 Days	68.6%
Median Time to Sale	98 Days	67 Days	46.3%
New Pending Sales	106	110	-3.6%
New Listings	164	173	-5.2%
Pending Inventory	135	147	-8.2%
Inventory (Active Listings)	421	404	4.2%
Months Supply of Inventory	4.7	4.1	14.6%



Monthly Distressed Market - January 2020

Townhouses and Condos

Martin County



		January 2020	January 2019	Percent Change Year-over-Year
Traditional	Closed Sales	63	70	-10.0%
	Median Sale Price	\$173,000	\$170,500	1.5%
Foreclosure/REO	Closed Sales	1	2	-50.0%
	Median Sale Price	\$120,000	\$111,250	7.9%
Short Sale	Closed Sales	0	0	N/A
	Median Sale Price	(No Sales)	(No Sales)	N/A

