

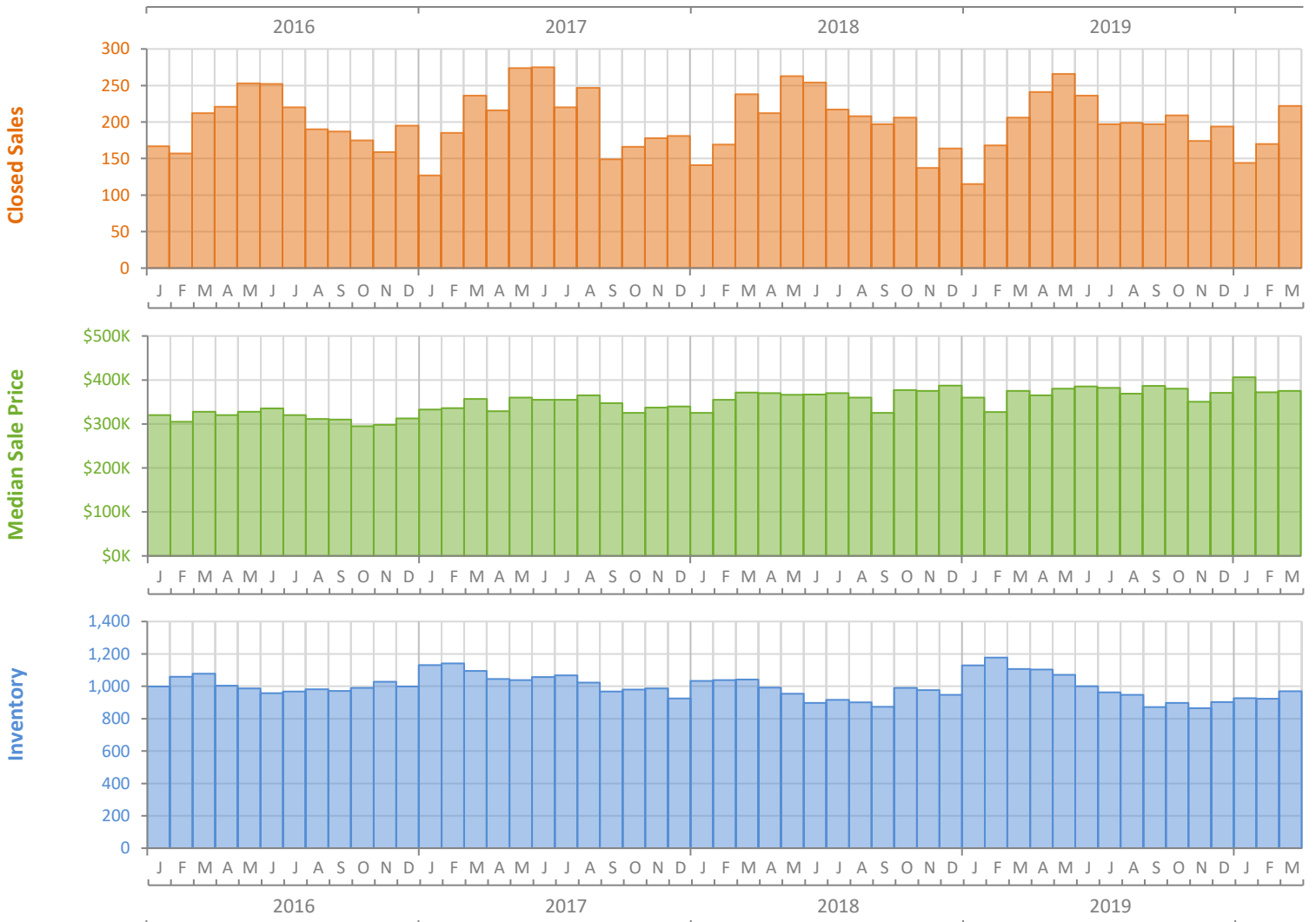
# Monthly Market Summary - March 2020

## Single Family Homes

### Martin County



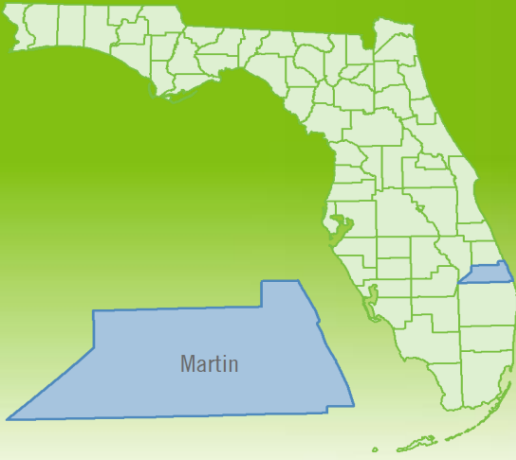
	March 2020	March 2019	Percent Change Year-over-Year
Closed Sales	222	206	7.8%
Paid in Cash	103	83	24.1%
Median Sale Price	\$375,000	\$375,000	0.0%
Average Sale Price	\$493,562	\$535,473	-7.8%
Dollar Volume	\$109.6 Million	\$110.3 Million	-0.7%
Med. Pct. of Orig. List Price Received	95.6%	95.1%	0.5%
Median Time to Contract	51 Days	59 Days	-13.6%
Median Time to Sale	94 Days	101 Days	-6.9%
New Pending Sales	173	254	-31.9%
New Listings	278	285	-2.5%
Pending Inventory	325	385	-15.6%
Inventory (Active Listings)	969	1,106	-12.4%
Months Supply of Inventory	4.7	5.7	-17.5%



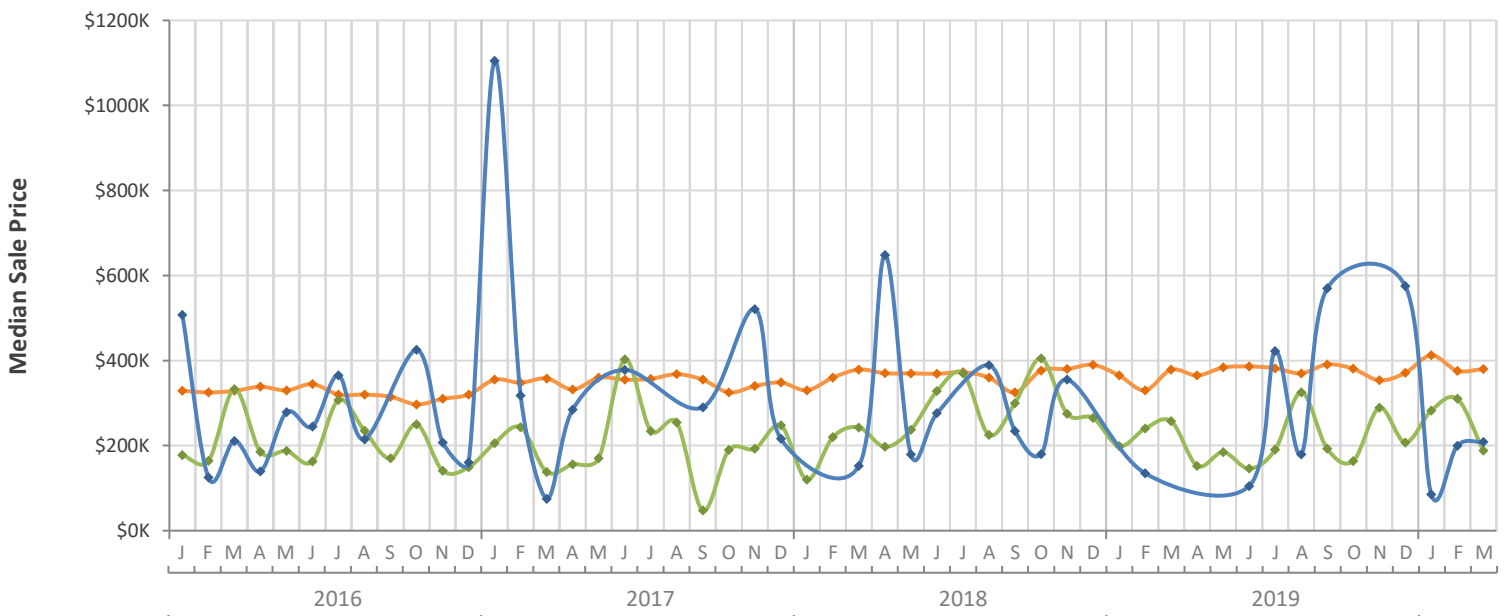
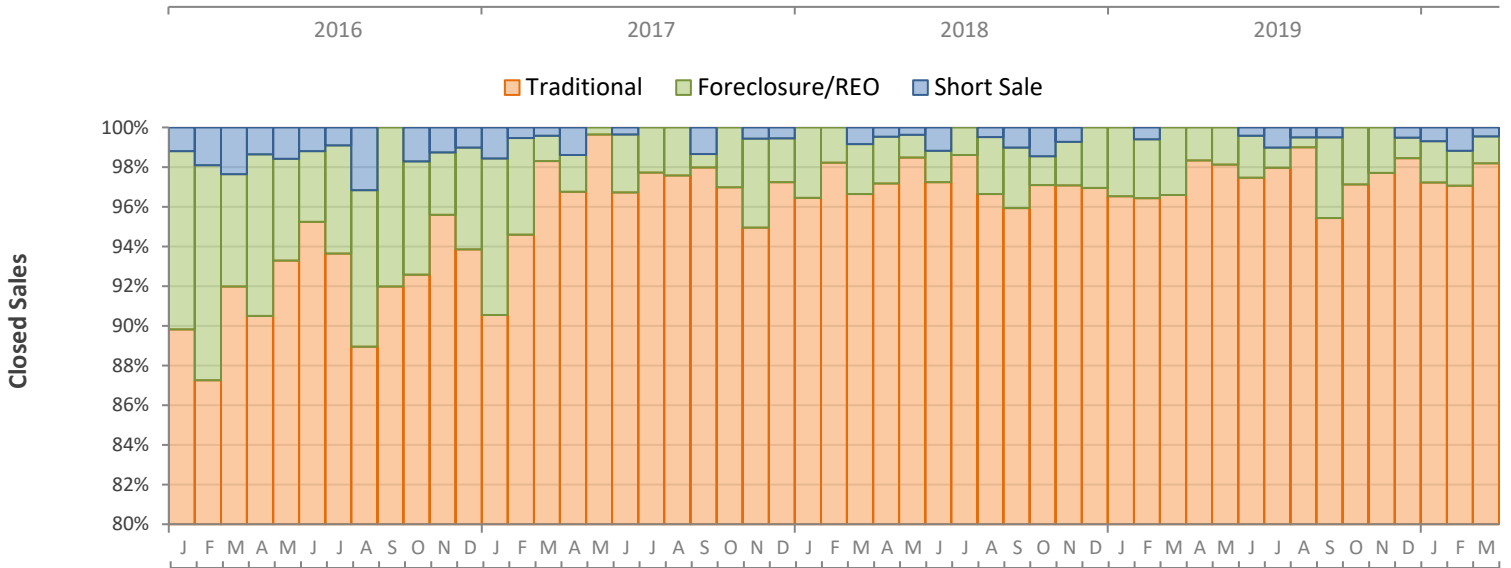
# Monthly Distressed Market - March 2020

## Single Family Homes

### Martin County



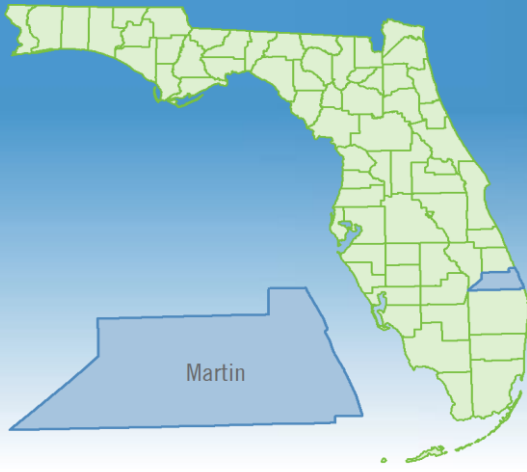
		March 2020	March 2019	Percent Change Year-over-Year
Traditional	Closed Sales	218	199	9.5%
	Median Sale Price	\$380,000	\$378,500	0.4%
Foreclosure/REO	Closed Sales	3	7	-57.1%
	Median Sale Price	\$188,000	\$257,500	-27.0%
Short Sale	Closed Sales	1	0	N/A
	Median Sale Price	\$209,000	(No Sales)	N/A



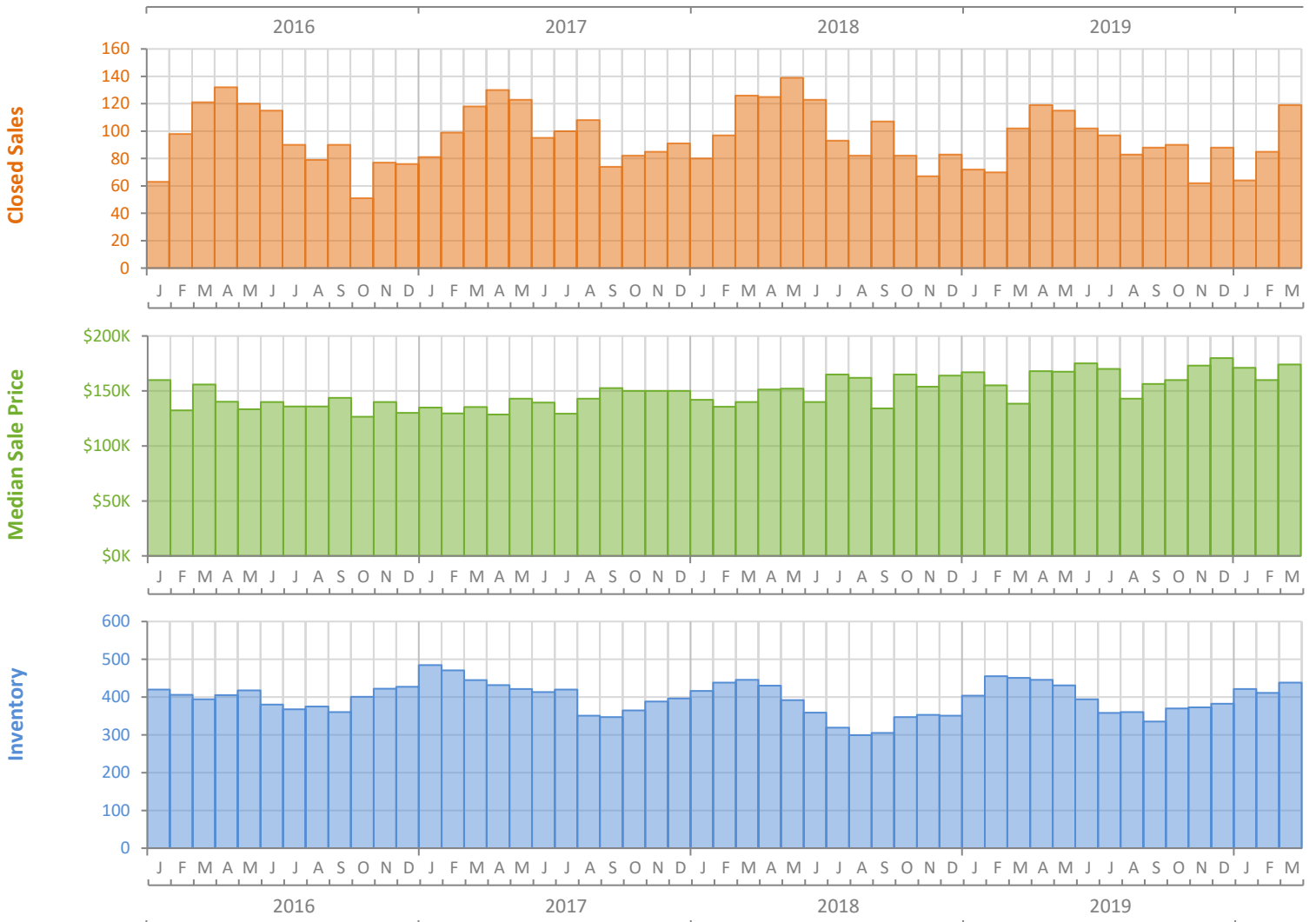
# Monthly Market Summary - March 2020

## Townhouses and Condos

### Martin County



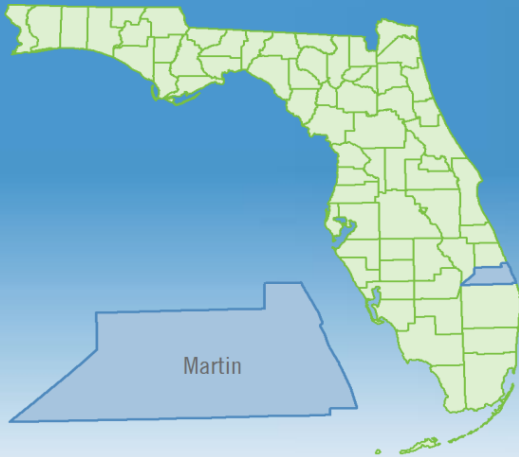
	March 2020	March 2019	Percent Change Year-over-Year
Closed Sales	119	102	16.7%
Paid in Cash	78	61	27.9%
Median Sale Price	\$174,000	\$138,500	25.6%
Average Sale Price	\$255,545	\$192,785	32.6%
Dollar Volume	\$30.4 Million	\$19.7 Million	54.6%
Med. Pct. of Orig. List Price Received	94.6%	95.1%	-0.5%
Median Time to Contract	39 Days	33 Days	18.2%
Median Time to Sale	77 Days	68 Days	13.2%
New Pending Sales	89	133	-33.1%
New Listings	145	169	-14.2%
Pending Inventory	145	191	-24.1%
Inventory (Active Listings)	438	451	-2.9%
Months Supply of Inventory	4.7	4.7	0.0%



# Monthly Distressed Market - March 2020

## Townhouses and Condos

### Martin County



		March 2020	March 2019	Percent Change Year-over-Year
Traditional	Closed Sales	117	101	15.8%
	Median Sale Price	\$174,000	\$139,000	25.2%
Foreclosure/REO	Closed Sales	2	1	100.0%
	Median Sale Price	\$276,500	\$55,000	402.7%
Short Sale	Closed Sales	0	0	N/A
	Median Sale Price	(No Sales)	(No Sales)	N/A

