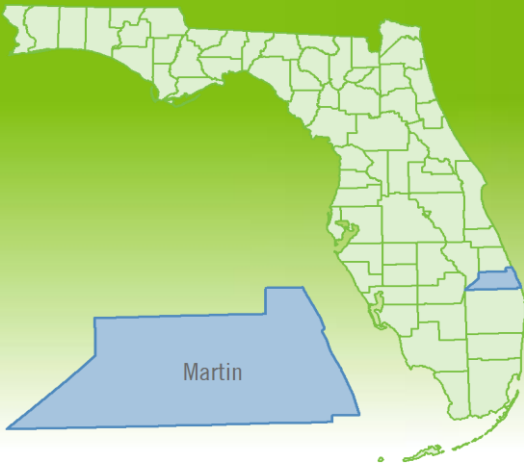


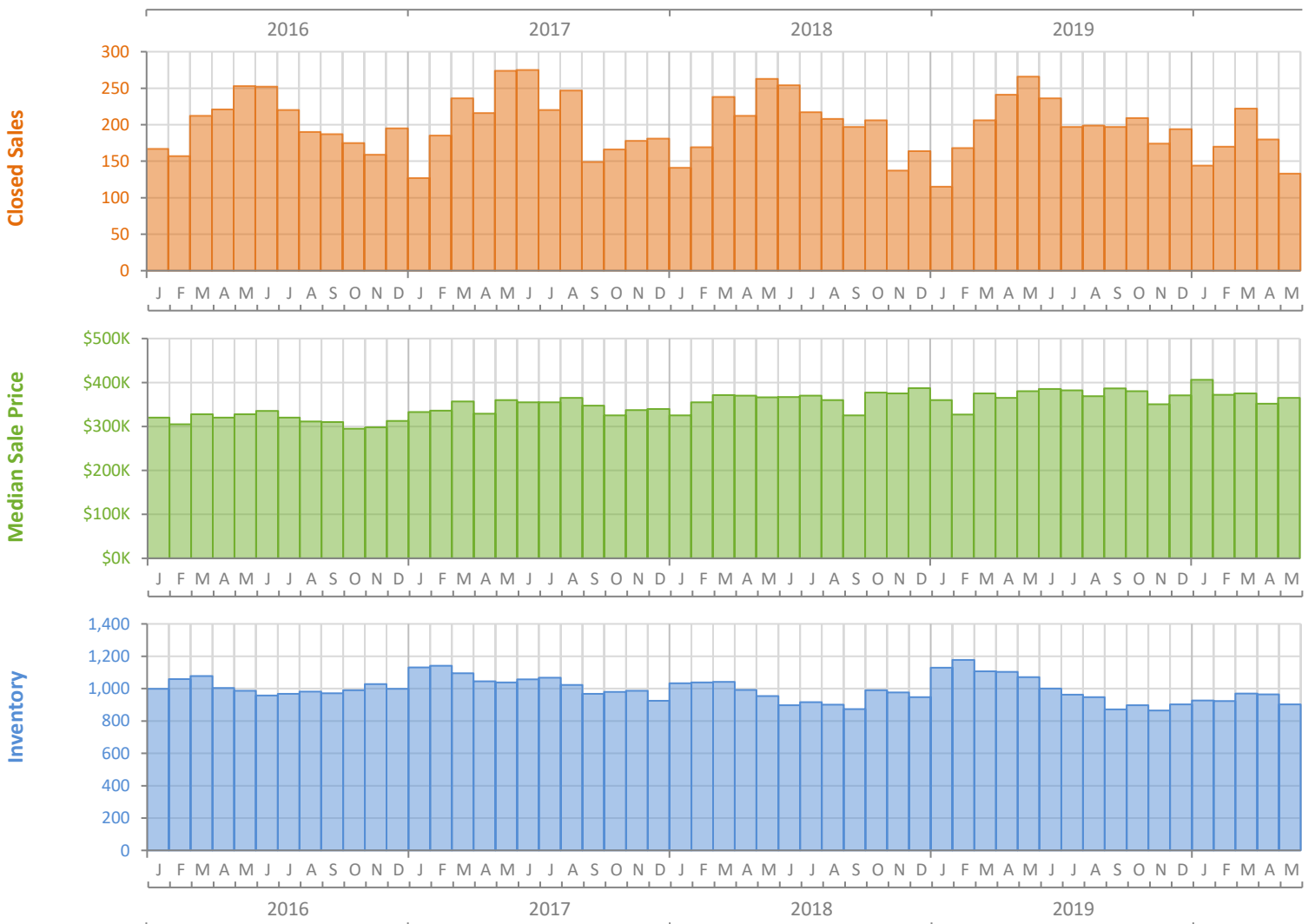
# Monthly Market Summary - May 2020

## Single Family Homes

### Martin County



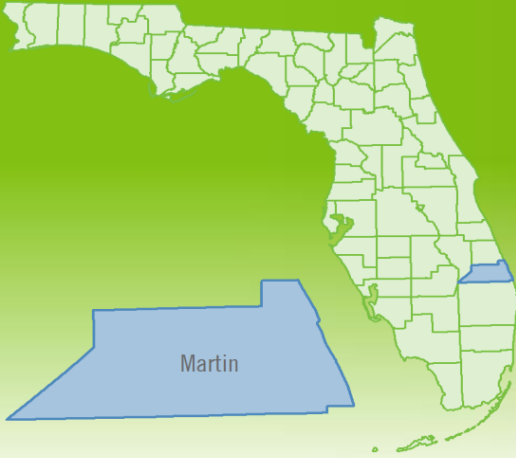
	May 2020	May 2019	Percent Change Year-over-Year
Closed Sales	133	266	-50.0%
Paid in Cash	40	107	-62.6%
Median Sale Price	\$365,000	\$380,000	-3.9%
Average Sale Price	\$520,755	\$476,204	9.4%
Dollar Volume	\$69.3 Million	\$126.7 Million	-45.3%
Med. Pct. of Orig. List Price Received	94.8%	94.7%	0.1%
Median Time to Contract	40 Days	46 Days	-13.0%
Median Time to Sale	88 Days	95 Days	-7.4%
New Pending Sales	279	229	21.8%
New Listings	305	292	4.5%
Pending Inventory	393	358	9.8%
Inventory (Active Listings)	902	1,071	-15.8%
Months Supply of Inventory	4.8	5.4	-11.1%



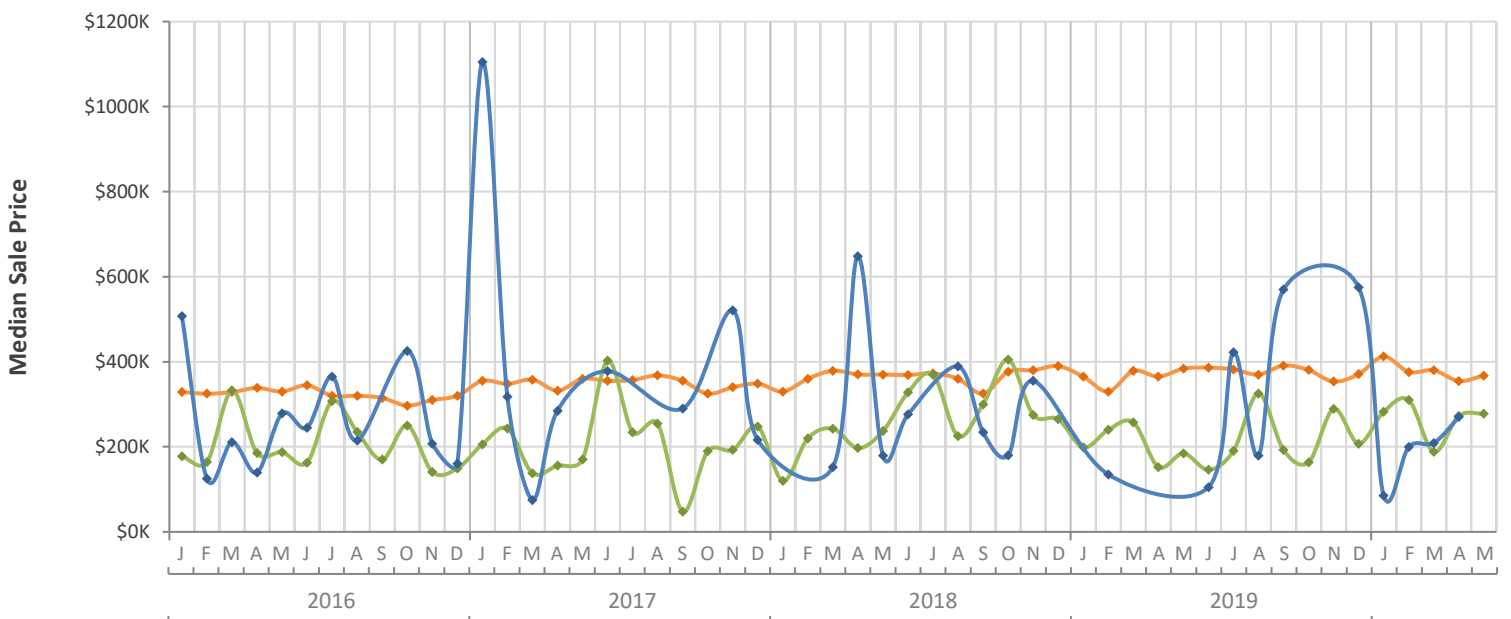
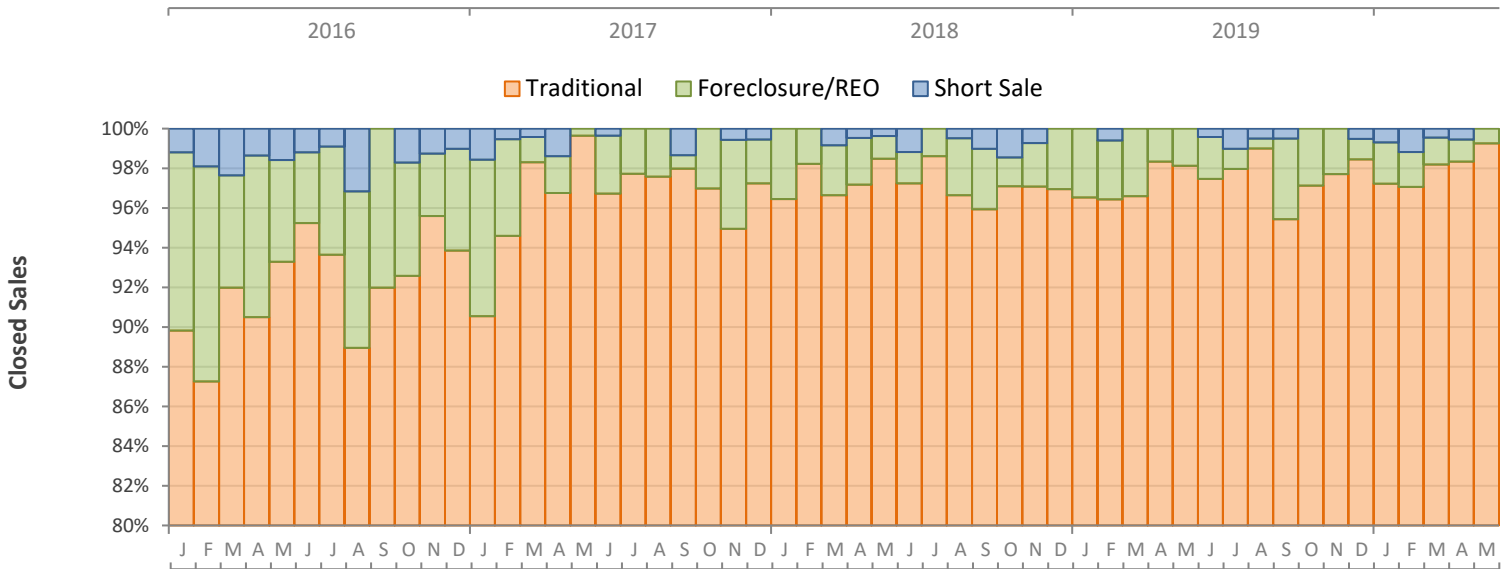
# Monthly Distressed Market - May 2020

## Single Family Homes

### Martin County



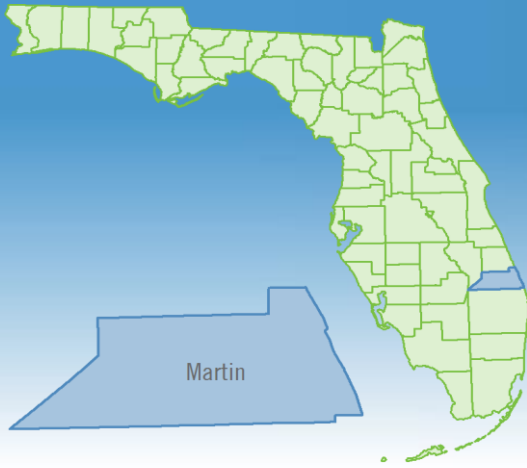
		May 2020	May 2019	Percent Change Year-over-Year
Traditional	Closed Sales	132	261	-49.4%
	Median Sale Price	\$367,500	\$383,700	-4.2%
Foreclosure/REO	Closed Sales	1	5	-80.0%
	Median Sale Price	\$278,000	\$184,600	50.6%
Short Sale	Closed Sales	0	0	N/A
	Median Sale Price	(No Sales)	(No Sales)	N/A



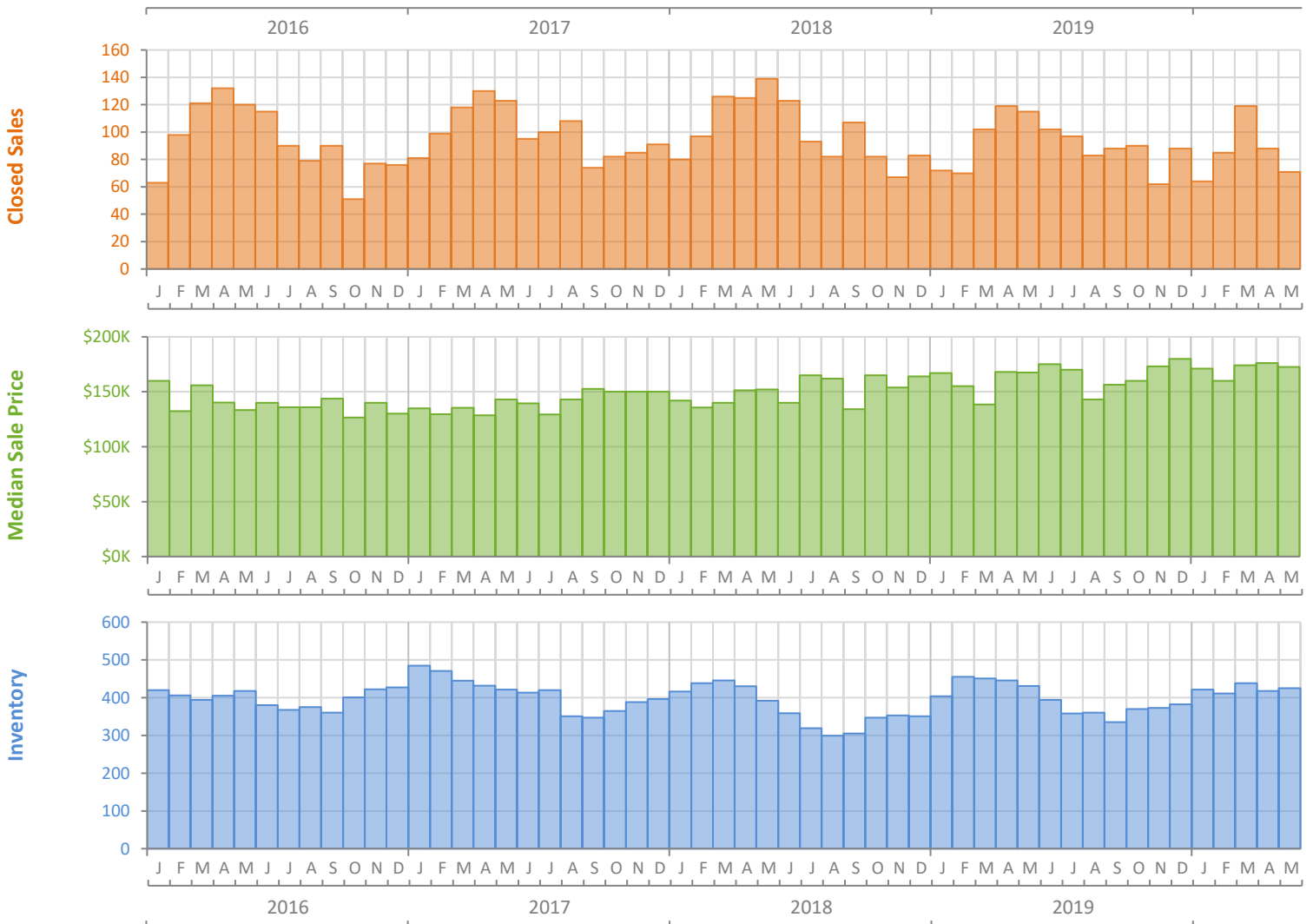
# Monthly Market Summary - May 2020

## Townhouses and Condos

### Martin County



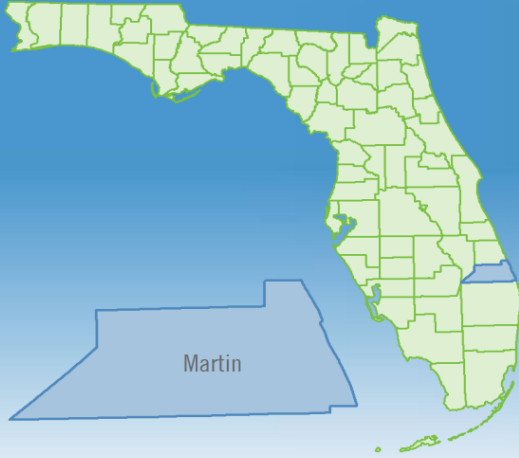
	May 2020	May 2019	Percent Change Year-over-Year
Closed Sales	71	115	-38.3%
Paid in Cash	48	68	-29.4%
Median Sale Price	\$172,500	\$167,500	3.0%
Average Sale Price	\$262,757	\$208,696	25.9%
Dollar Volume	\$18.7 Million	\$24.0 Million	-22.3%
Med. Pct. of Orig. List Price Received	94.6%	94.6%	0.0%
Median Time to Contract	48 Days	38 Days	26.3%
Median Time to Sale	79 Days	81 Days	-2.5%
New Pending Sales	114	106	7.5%
New Listings	137	111	23.4%
Pending Inventory	153	169	-9.5%
Inventory (Active Listings)	425	431	-1.4%
Months Supply of Inventory	4.9	4.6	6.5%



# Monthly Distressed Market - May 2020

## Townhouses and Condos

### Martin County



		May 2020	May 2019	Percent Change Year-over-Year
Traditional	Closed Sales	71	112	-36.6%
	Median Sale Price	\$172,500	\$169,500	1.8%
Foreclosure/REO	Closed Sales	0	2	-100.0%
	Median Sale Price	(No Sales)	\$147,935	N/A
Short Sale	Closed Sales	0	1	-100.0%
	Median Sale Price	(No Sales)	\$65,000	N/A

