

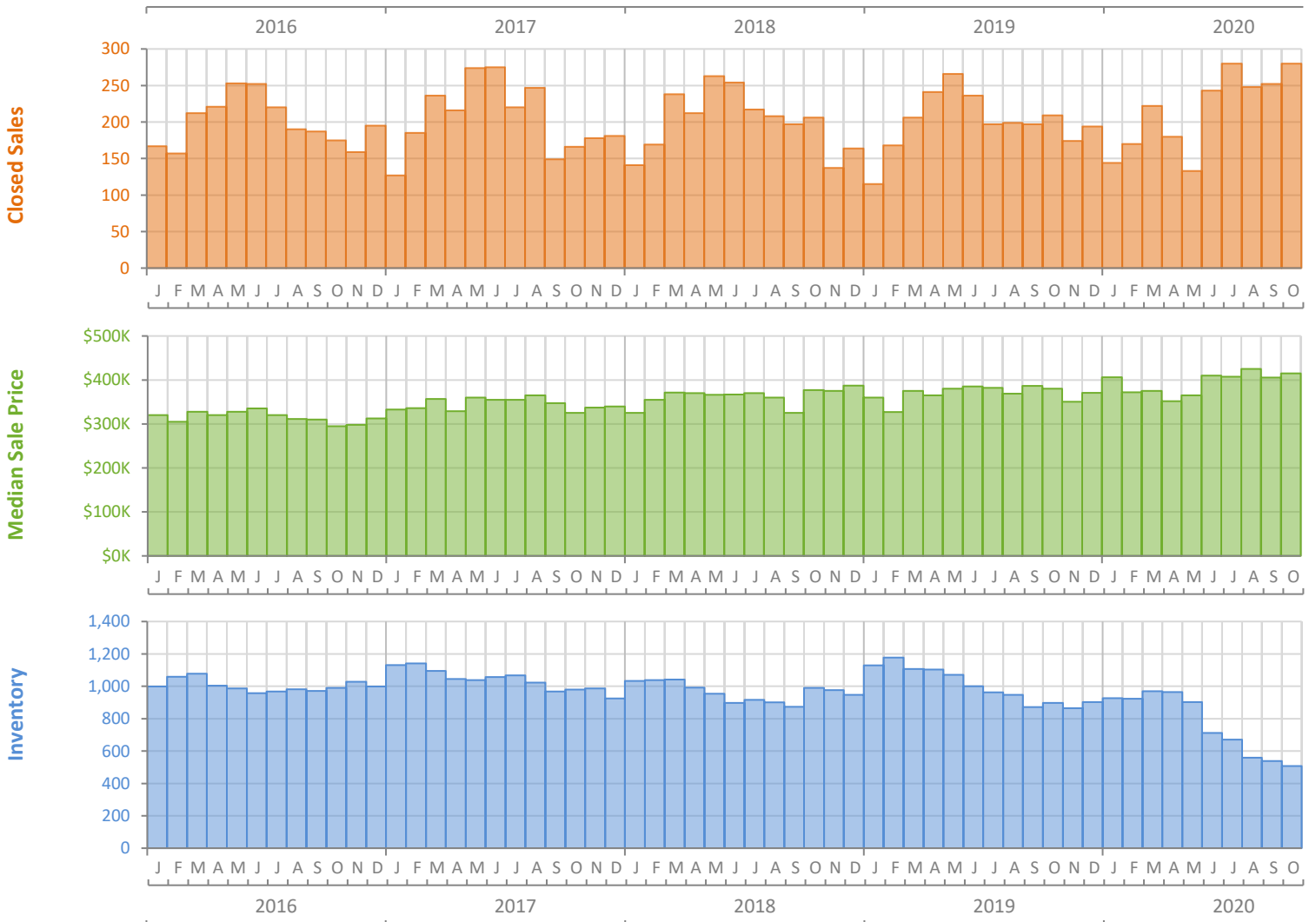
# Monthly Market Summary - October 2020

## Single Family Homes

### Martin County



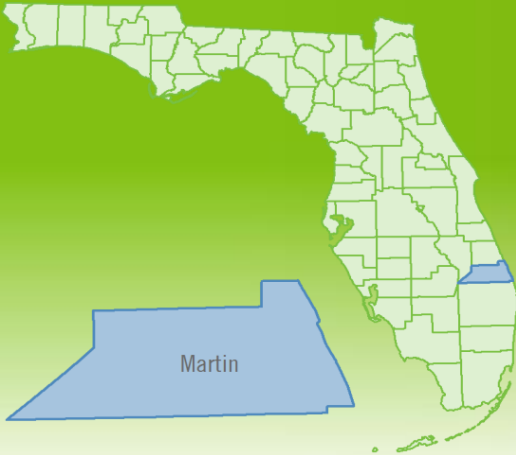
	October 2020	October 2019	Percent Change Year-over-Year
Closed Sales	280	209	34.0%
Paid in Cash	107	73	46.6%
Median Sale Price	\$415,200	\$380,000	9.3%
Average Sale Price	\$624,018	\$486,665	28.2%
Dollar Volume	\$174.7 Million	\$101.7 Million	71.8%
Med. Pct. of Orig. List Price Received	95.7%	95.1%	0.6%
Median Time to Contract	33 Days	50 Days	-34.0%
Median Time to Sale	78 Days	101 Days	-22.8%
New Pending Sales	278	203	36.9%
New Listings	260	277	-6.1%
Pending Inventory	401	319	25.7%
Inventory (Active Listings)	507	898	-43.5%
Months Supply of Inventory	2.4	4.6	-47.8%



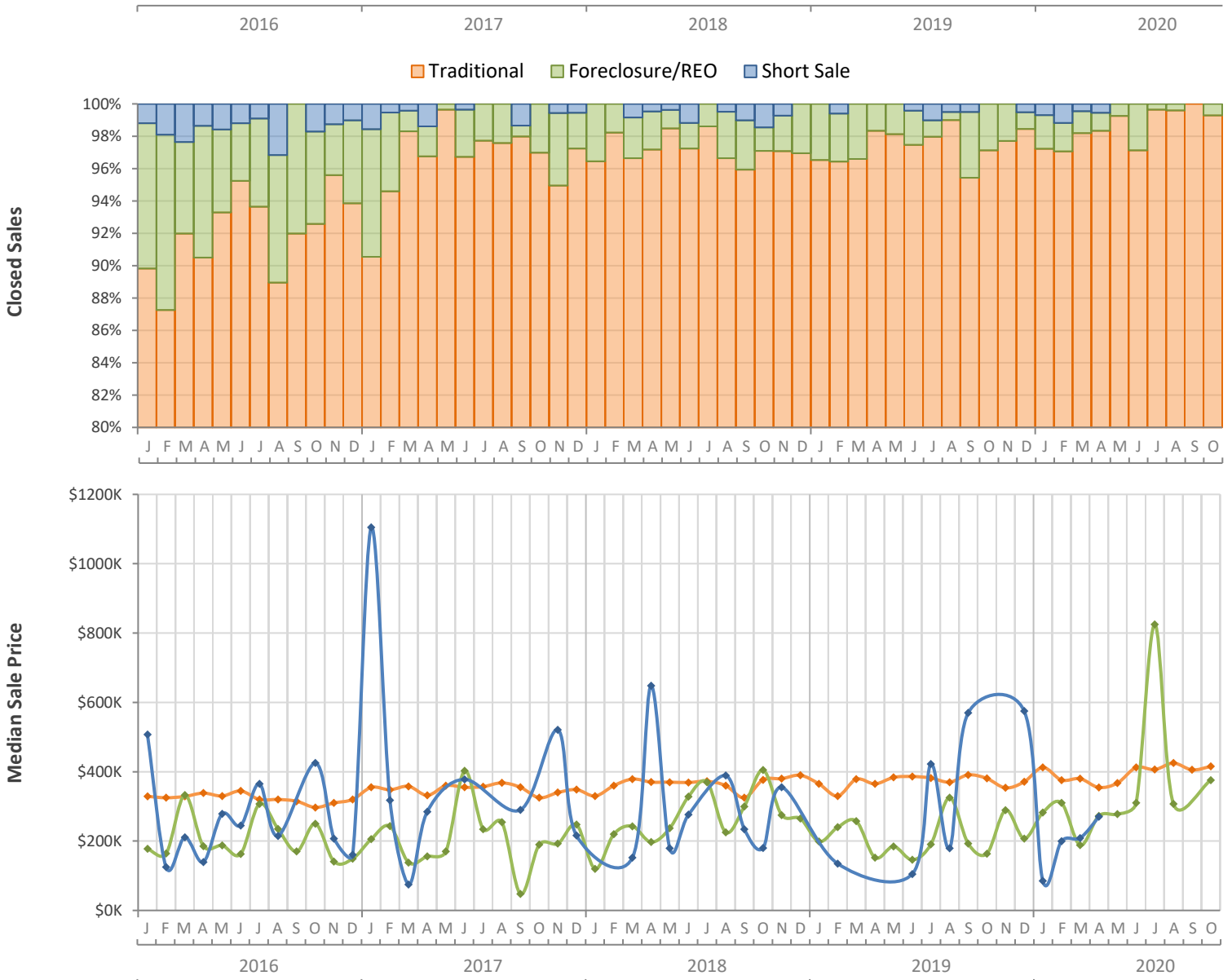
# Monthly Distressed Market - October 2020

## Single Family Homes

### Martin County



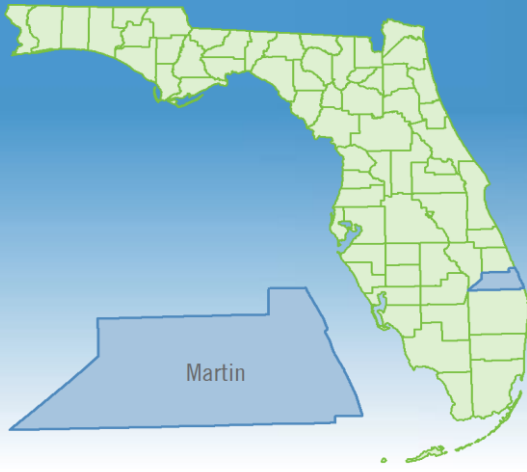
		October 2020	October 2019	Percent Change Year-over-Year
Traditional	Closed Sales	278	203	36.9%
	Median Sale Price	\$415,200	\$380,625	9.1%
Foreclosure/REO	Closed Sales	2	6	-66.7%
	Median Sale Price	\$375,500	\$163,750	129.3%
Short Sale	Closed Sales	0	0	N/A
	Median Sale Price	(No Sales)	(No Sales)	N/A



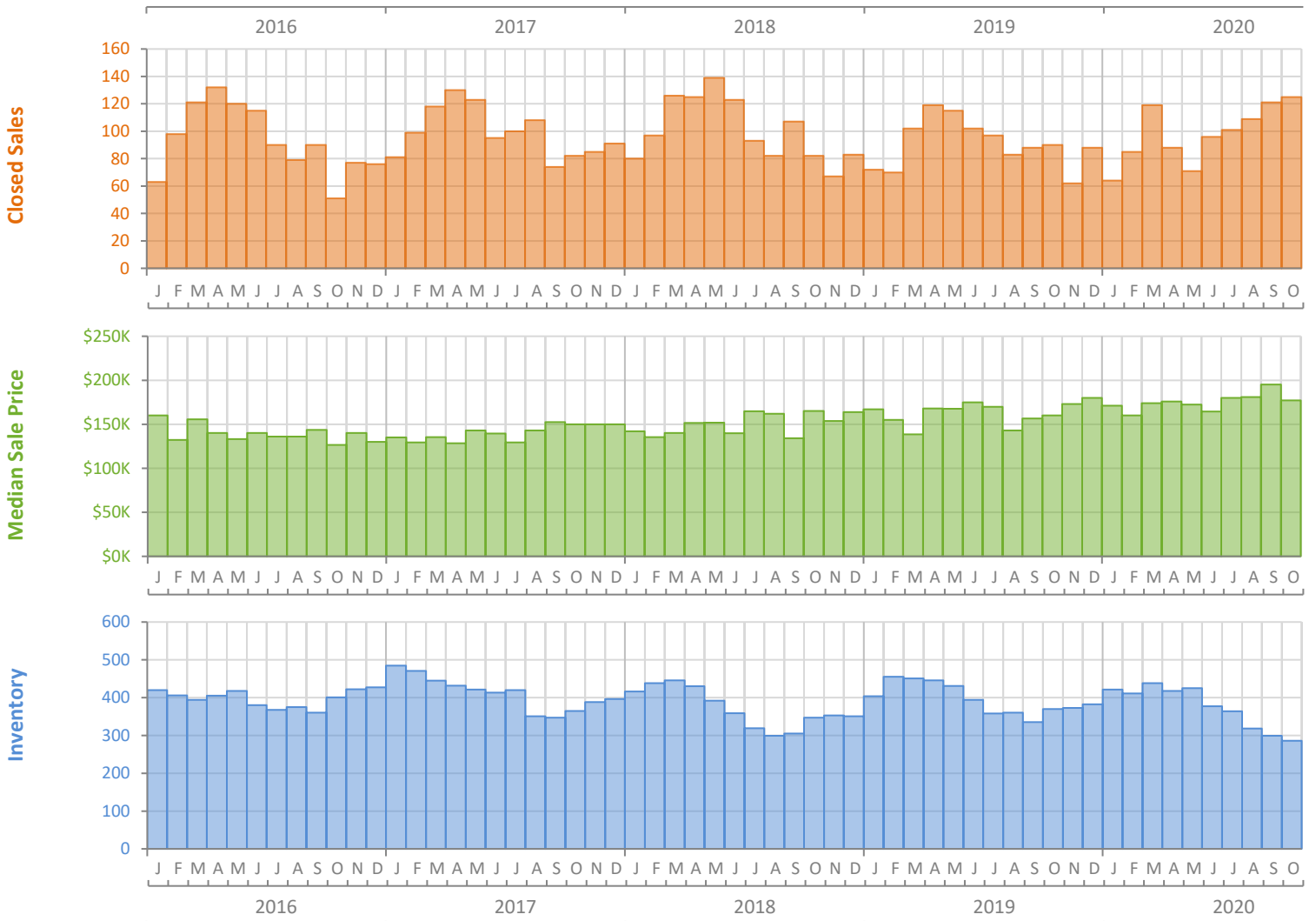
# Monthly Market Summary - October 2020

## Townhouses and Condos

### Martin County



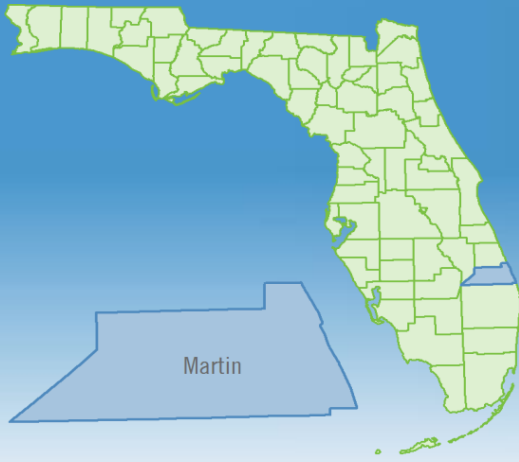
	October 2020	October 2019	Percent Change Year-over-Year
Closed Sales	125	90	38.9%
Paid in Cash	72	54	33.3%
Median Sale Price	\$177,250	\$160,000	10.8%
Average Sale Price	\$222,053	\$196,864	12.8%
Dollar Volume	\$27.8 Million	\$17.7 Million	56.7%
Med. Pct. of Orig. List Price Received	96.2%	94.5%	1.8%
Median Time to Contract	21 Days	59 Days	-64.4%
Median Time to Sale	66 Days	97 Days	-32.0%
New Pending Sales	117	96	21.9%
New Listings	107	125	-14.4%
Pending Inventory	172	121	42.1%
Inventory (Active Listings)	286	370	-22.7%
Months Supply of Inventory	3.0	4.1	-26.8%



# Monthly Distressed Market - October 2020

## Townhouses and Condos

### Martin County



		October 2020	October 2019	Percent Change Year-over-Year
Traditional	Closed Sales	123	88	39.8%
	Median Sale Price	\$176,000	\$160,000	10.0%
Foreclosure/REO	Closed Sales	1	2	-50.0%
	Median Sale Price	\$185,000	\$164,000	12.8%
Short Sale	Closed Sales	1	0	N/A
	Median Sale Price	\$204,900	(No Sales)	N/A

