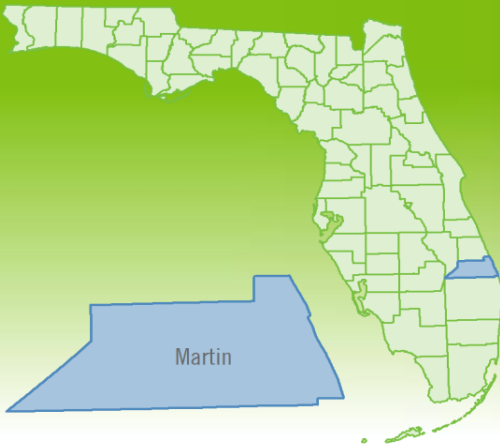


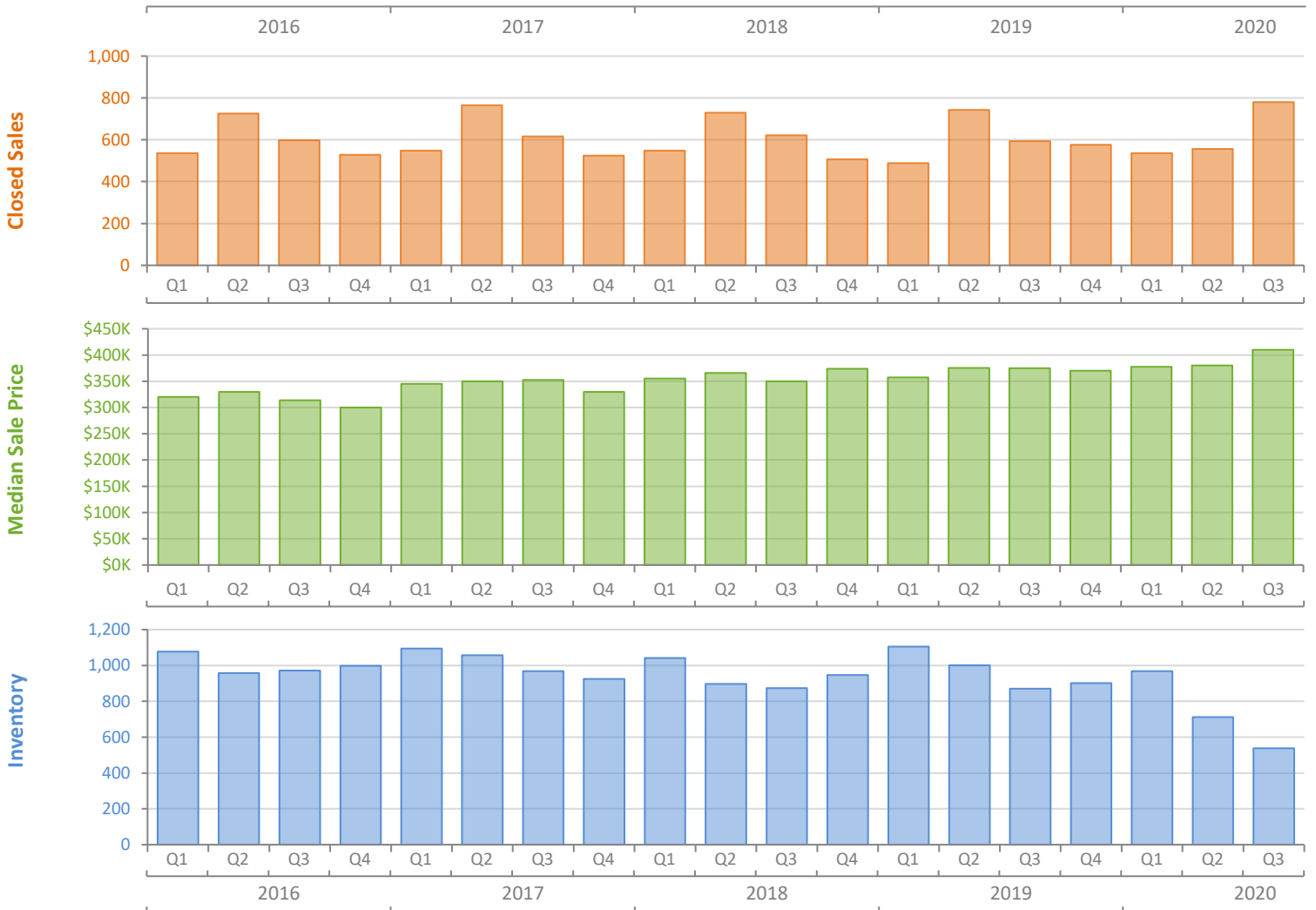
Quarterly Market Summary - Q3 2020

Single Family Homes

Martin County



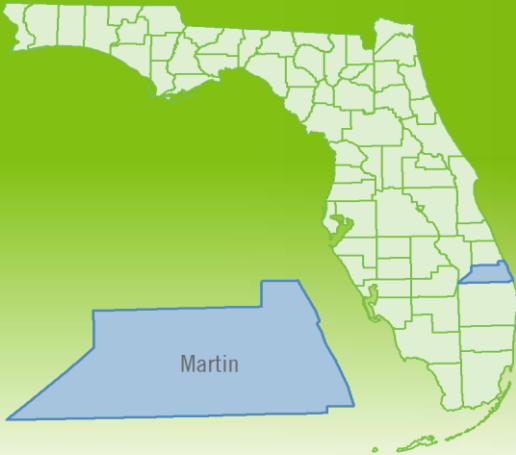
	Q3 2020	Q3 2019	Percent Change Year-over-Year
Closed Sales	780	593	31.5%
Paid in Cash	225	211	6.6%
Median Sale Price	\$410,000	\$375,000	9.3%
Average Sale Price	\$607,428	\$472,254	28.6%
Dollar Volume	\$473.8 Million	\$280.0 Million	69.2%
Med. Pct. of Orig. List Price Received	95.8%	94.6%	1.3%
Median Time to Contract	38 Days	57 Days	-33.3%
Median Time to Sale	81 Days	103 Days	-21.4%
New Pending Sales	811	614	32.1%
New Listings	767	659	16.4%
Pending Inventory	407	325	25.2%
Inventory (Active Listings)	538	871	-38.2%
Months Supply of Inventory	2.6	4.5	-42.2%



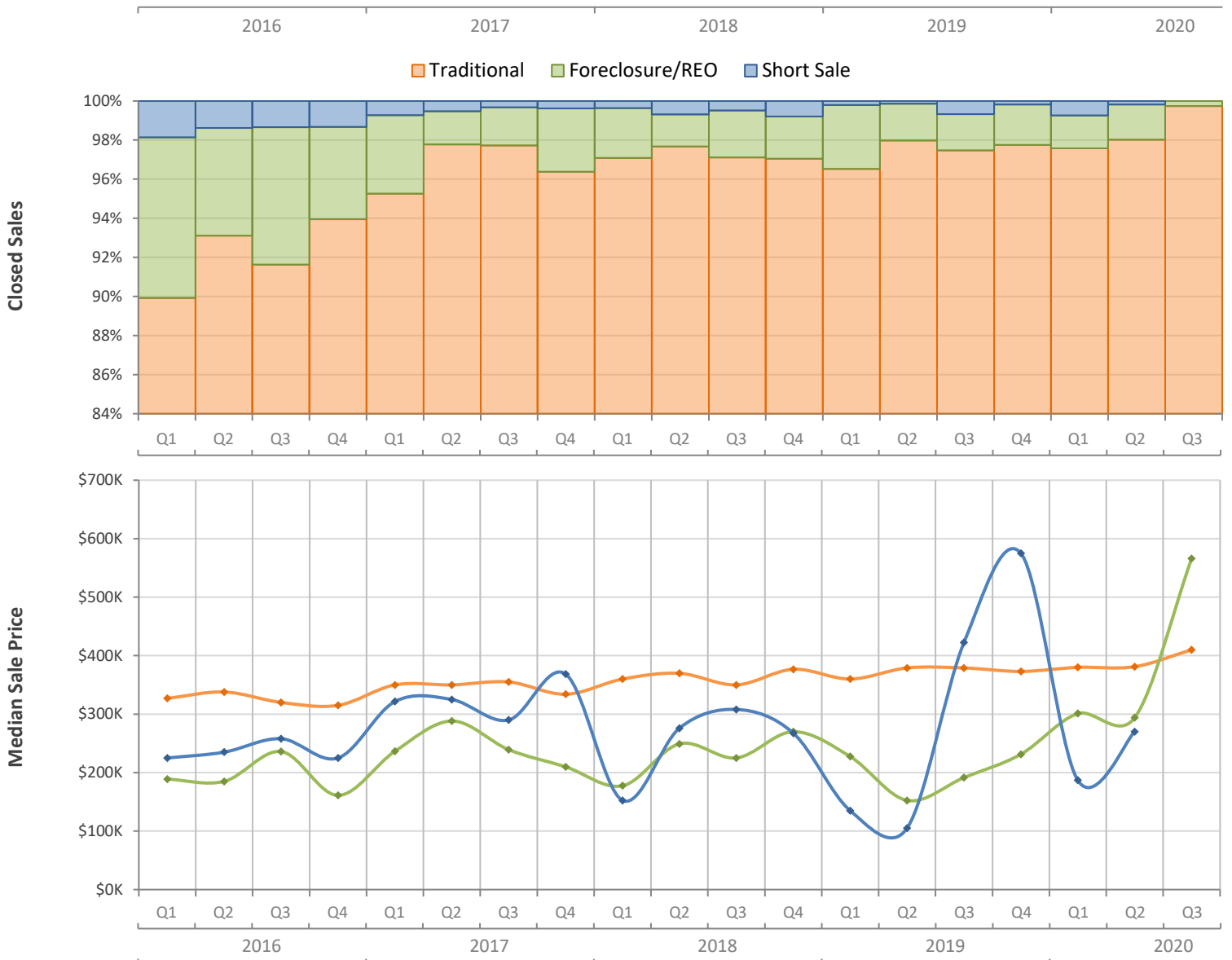
Quarterly Distressed Market - Q3 2020

Single Family Homes

Martin County



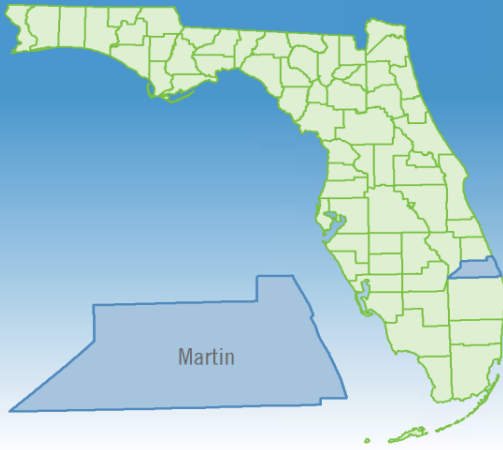
		Q3 2020	Q3 2019	Percent Change Year-over-Year
Traditional	Closed Sales	778	578	34.6%
	Median Sale Price	\$410,000	\$379,000	8.2%
Foreclosure/REO	Closed Sales	2	11	-81.8%
	Median Sale Price	\$566,000	\$191,500	195.6%
Short Sale	Closed Sales	0	4	-100.0%
	Median Sale Price	(No Sales)	\$422,500	N/A



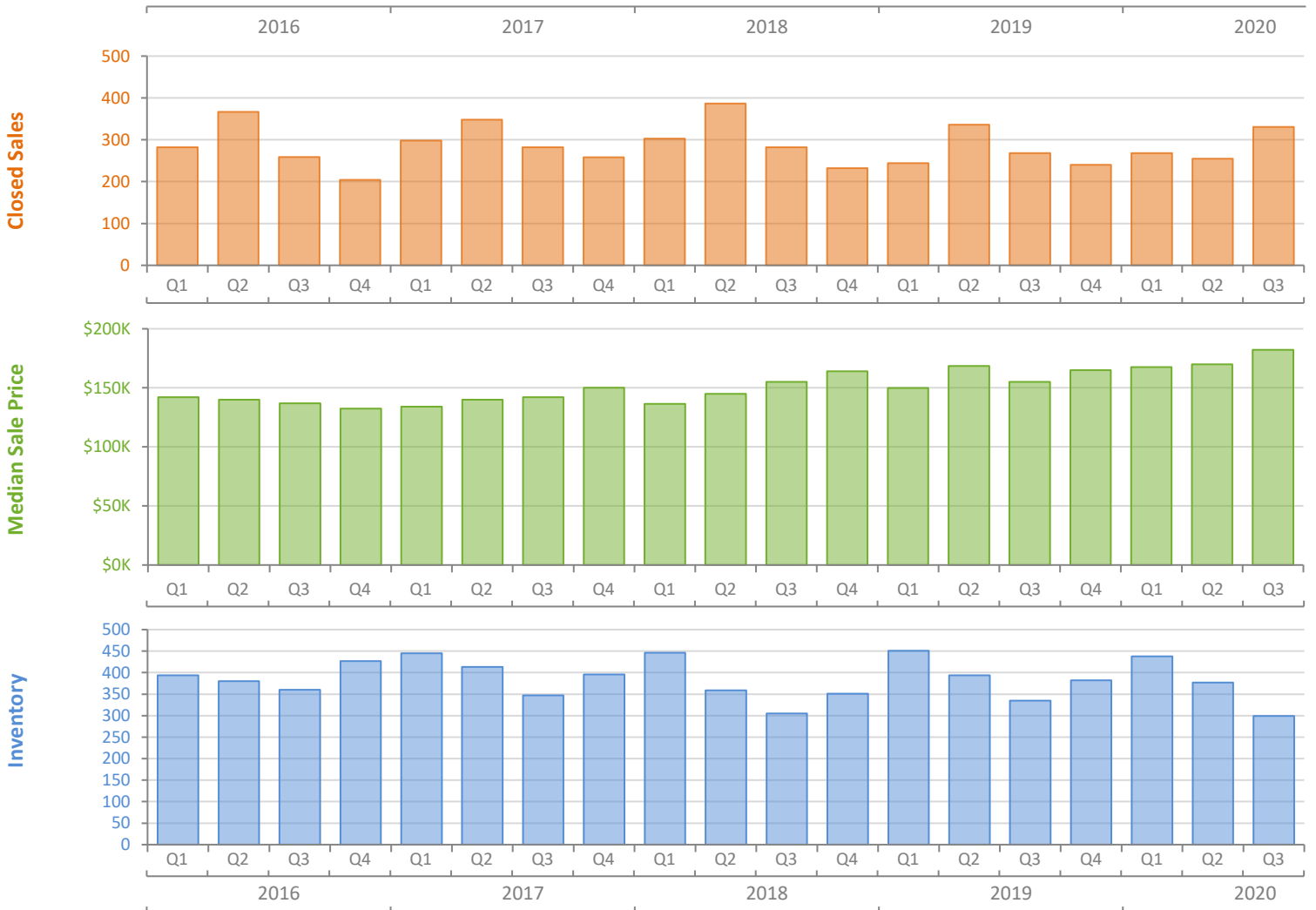
Quarterly Market Summary - Q3 2020

Townhouses and Condos

Martin County



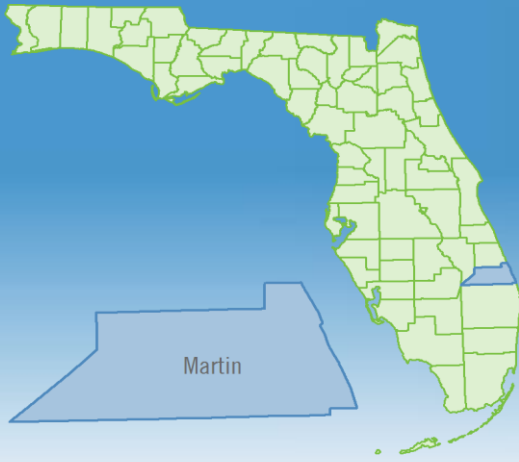
	Q3 2020	Q3 2019	Percent Change Year-over-Year
Closed Sales	331	268	23.5%
Paid in Cash	152	166	-8.4%
Median Sale Price	\$182,250	\$155,000	17.6%
Average Sale Price	\$217,730	\$185,608	17.3%
Dollar Volume	\$72.1 Million	\$49.7 Million	44.9%
Med. Pct. of Orig. List Price Received	94.8%	94.5%	0.3%
Median Time to Contract	51 Days	55 Days	-7.3%
Median Time to Sale	87 Days	99 Days	-12.1%
New Pending Sales	373	258	44.6%
New Listings	398	262	51.9%
Pending Inventory	178	121	47.1%
Inventory (Active Listings)	299	335	-10.7%
Months Supply of Inventory	3.3	3.7	-10.8%



Quarterly Distressed Market - Q3 2020

Townhouses and Condos

Martin County



		Q3 2020	Q3 2019	Percent Change Year-over-Year
Traditional	Closed Sales	327	260	25.8%
	Median Sale Price	\$182,250	\$156,000	16.8%
Foreclosure/REO	Closed Sales	4	6	-33.3%
	Median Sale Price	\$168,000	\$111,000	51.4%
Short Sale	Closed Sales	0	2	-100.0%
	Median Sale Price	(No Sales)	\$280,000	N/A

