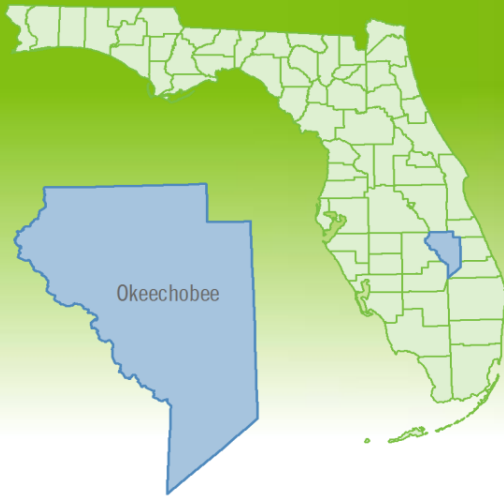


Quarterly Market Summary - Q1 2020

Single Family Homes

Okeechobee County



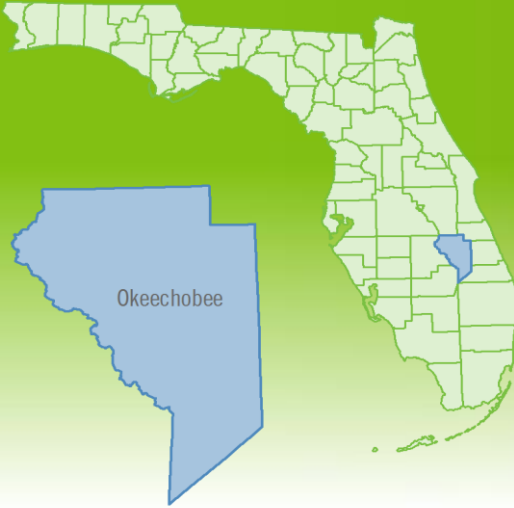
	Q1 2020	Q1 2019	Percent Change Year-over-Year
Closed Sales	72	54	33.3%
Paid in Cash	20	11	81.8%
Median Sale Price	\$177,500	\$162,500	9.2%
Average Sale Price	\$196,960	\$192,831	2.1%
Dollar Volume	\$14.2 Million	\$10.4 Million	36.2%
Med. Pct. of Orig. List Price Received	93.6%	94.2%	-0.6%
Median Time to Contract	48 Days	43 Days	11.6%
Median Time to Sale	91 Days	85 Days	7.1%
New Pending Sales	84	77	9.1%
New Listings	95	95	0.0%
Pending Inventory	46	51	-9.8%
Inventory (Active Listings)	139	130	6.9%
Months Supply of Inventory	5.8	7.4	-21.6%



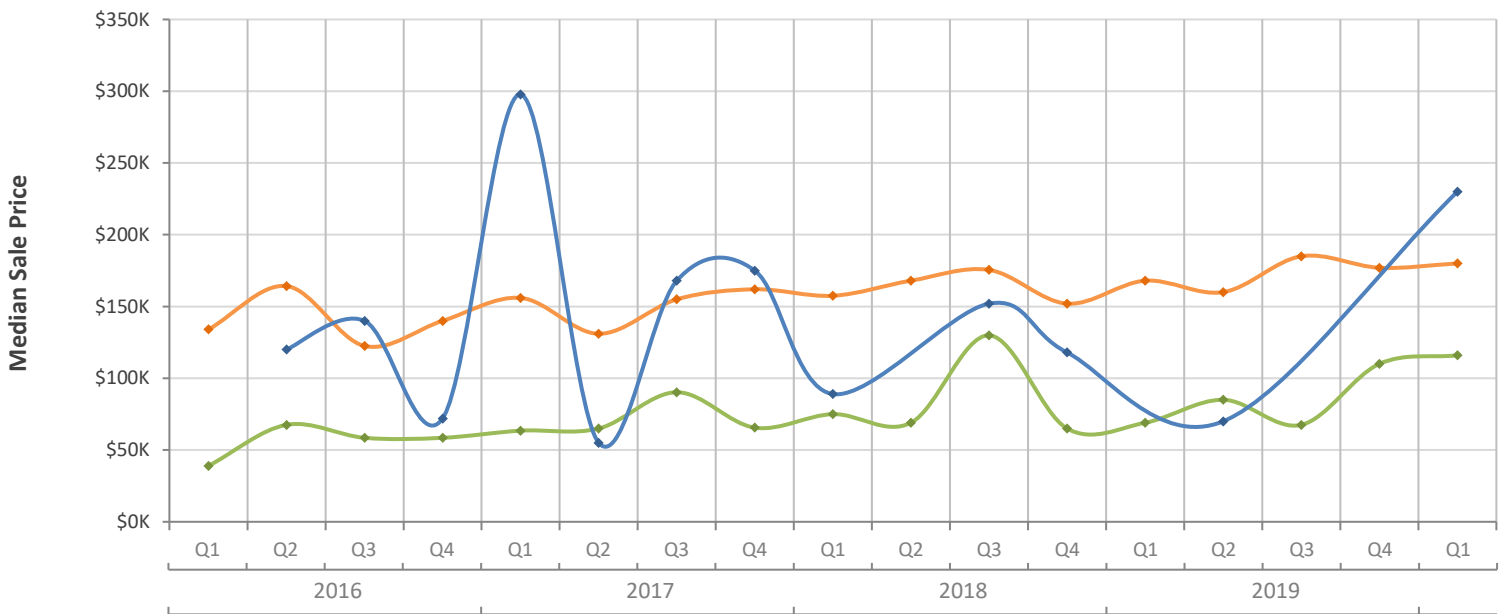
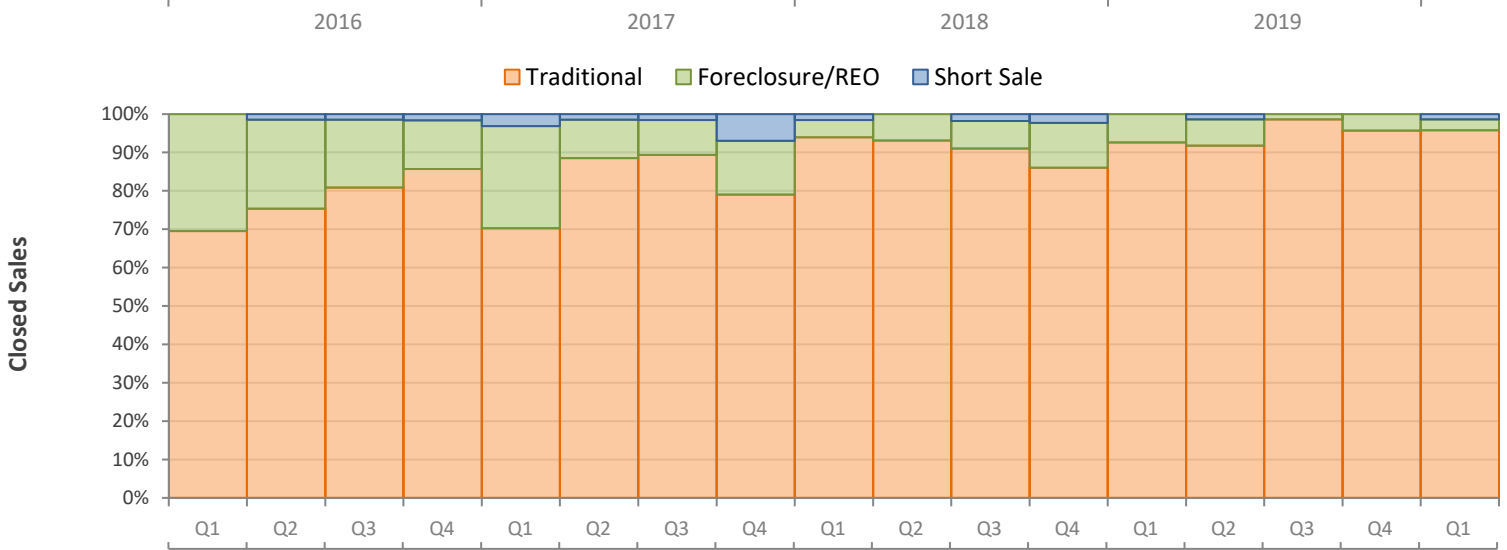
Quarterly Distressed Market - Q1 2020

Single Family Homes

Okeechobee County



		Q1 2020	Q1 2019	Percent Change Year-over-Year
Traditional	Closed Sales	69	50	38.0%
	Median Sale Price	\$180,000	\$168,000	7.1%
Foreclosure/REO	Closed Sales	2	4	-50.0%
	Median Sale Price	\$116,000	\$69,000	68.1%
Short Sale	Closed Sales	1	0	N/A
	Median Sale Price	\$230,000	(No Sales)	N/A



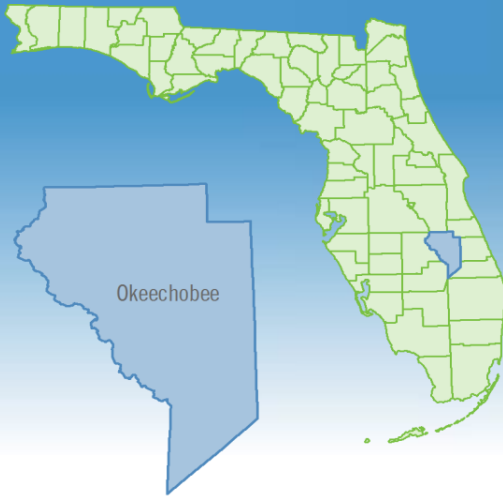
Quarterly Market Summary - Q1 2020

Townhouses and Condos

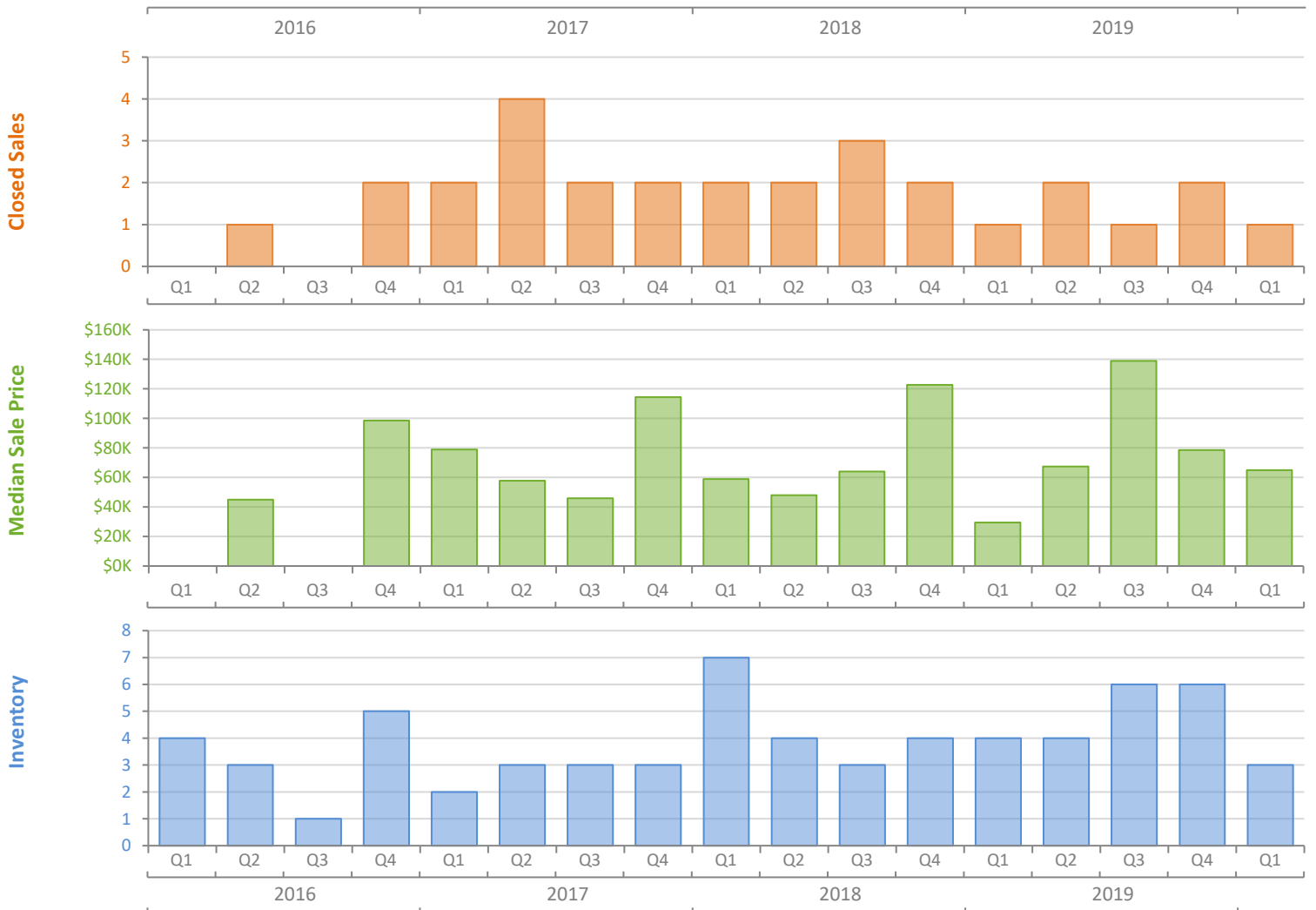
Okeechobee County



FloridaRealtors®
The Voice for Real Estate® in Florida



	Q1 2020	Q1 2019	Percent Change Year-over-Year
Closed Sales	1	1	0.0%
Paid in Cash	1	1	0.0%
Median Sale Price	\$65,000	\$29,500	120.3%
Average Sale Price	\$65,000	\$29,500	120.3%
Dollar Volume	\$65,000	\$29,500	120.3%
Med. Pct. of Orig. List Price Received	94.2%	89.4%	5.4%
Median Time to Contract	96 Days	0 Days	N/A
Median Time to Sale	110 Days	8 Days	1275.0%
New Pending Sales	1	1	0.0%
New Listings	1	2	-50.0%
Pending Inventory	1	0	N/A
Inventory (Active Listings)	3	4	-25.0%
Months Supply of Inventory	6.0	6.0	0.0%



Quarterly Distressed Market - Q1 2020

Townhouses and Condos

Okeechobee County



		Q1 2020	Q1 2019	Percent Change Year-over-Year
Traditional	Closed Sales	1	1	0.0%
	Median Sale Price	\$65,000	\$29,500	120.3%
Foreclosure/REO	Closed Sales	0	0	N/A
	Median Sale Price	(No Sales)	(No Sales)	N/A
Short Sale	Closed Sales	0	0	N/A
	Median Sale Price	(No Sales)	(No Sales)	N/A

