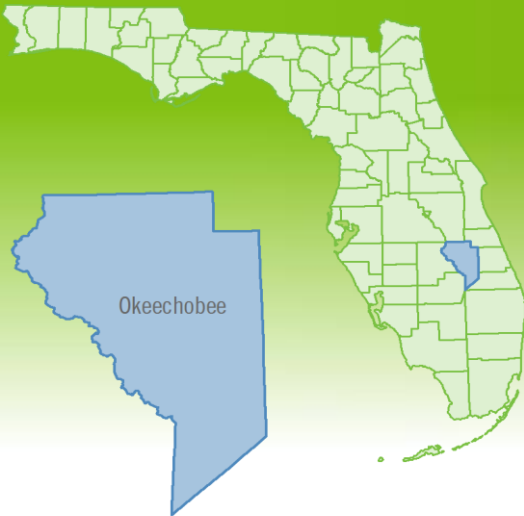


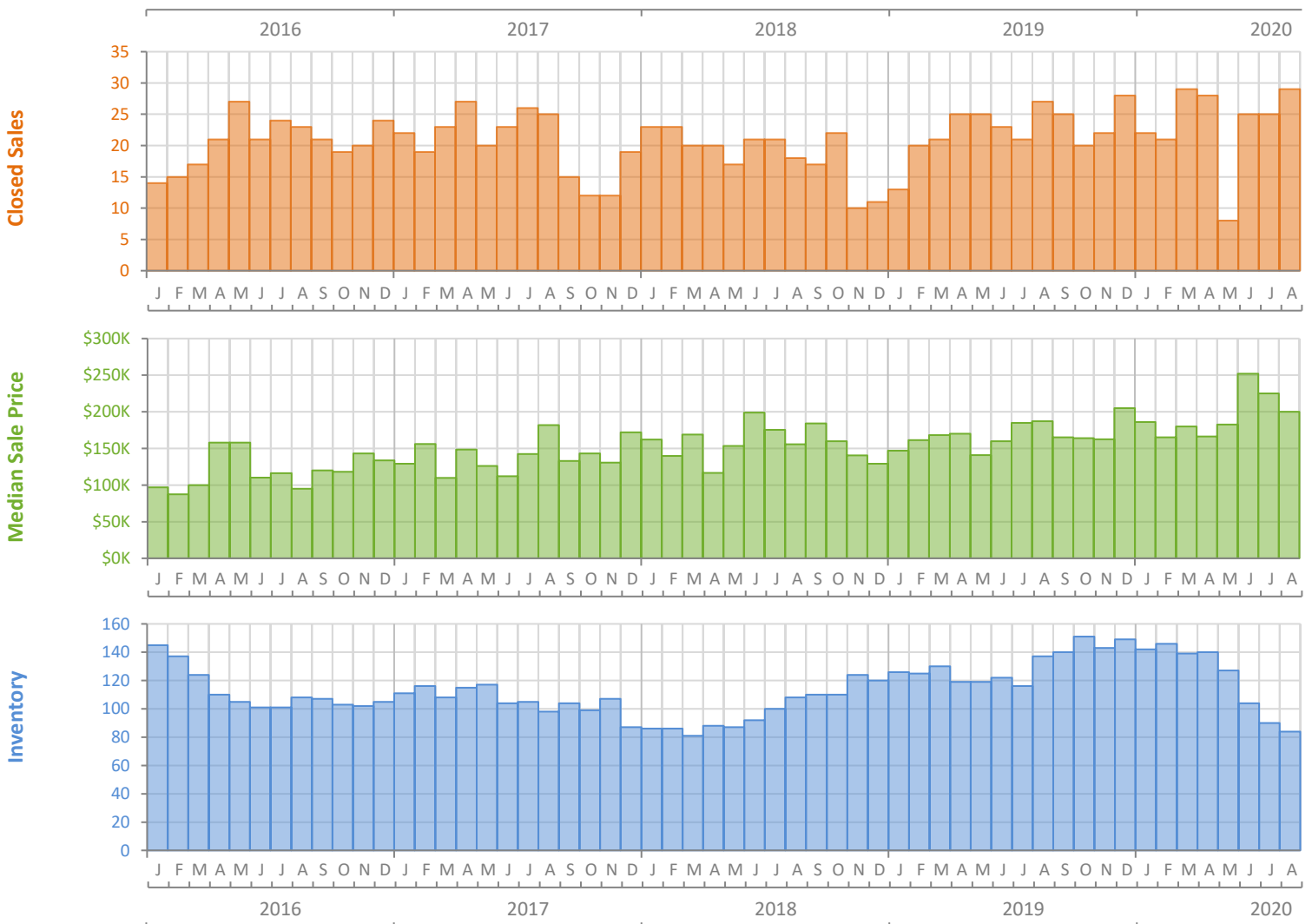
Monthly Market Summary - August 2020

Single Family Homes

Okeechobee County



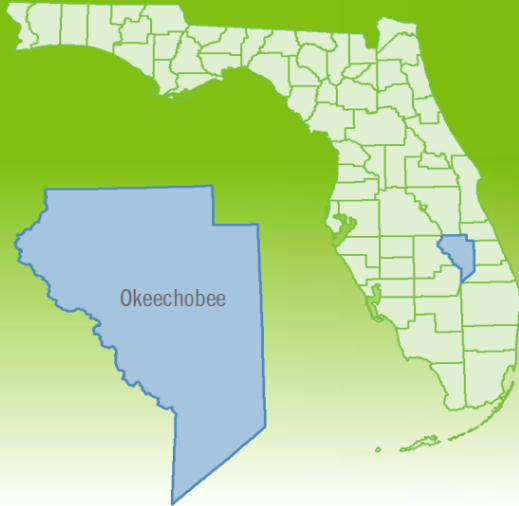
	August 2020	August 2019	Percent Change Year-over-Year
Closed Sales	29	27	7.4%
Paid in Cash	11	5	120.0%
Median Sale Price	\$200,000	\$187,000	7.0%
Average Sale Price	\$280,969	\$214,278	31.1%
Dollar Volume	\$8.1 Million	\$5.8 Million	40.8%
Med. Pct. of Orig. List Price Received	98.0%	95.2%	2.9%
Median Time to Contract	30 Days	36 Days	-16.7%
Median Time to Sale	82 Days	78 Days	5.1%
New Pending Sales	30	24	25.0%
New Listings	34	49	-30.6%
Pending Inventory	49	41	19.5%
Inventory (Active Listings)	84	137	-38.7%
Months Supply of Inventory	3.6	7.0	-48.6%



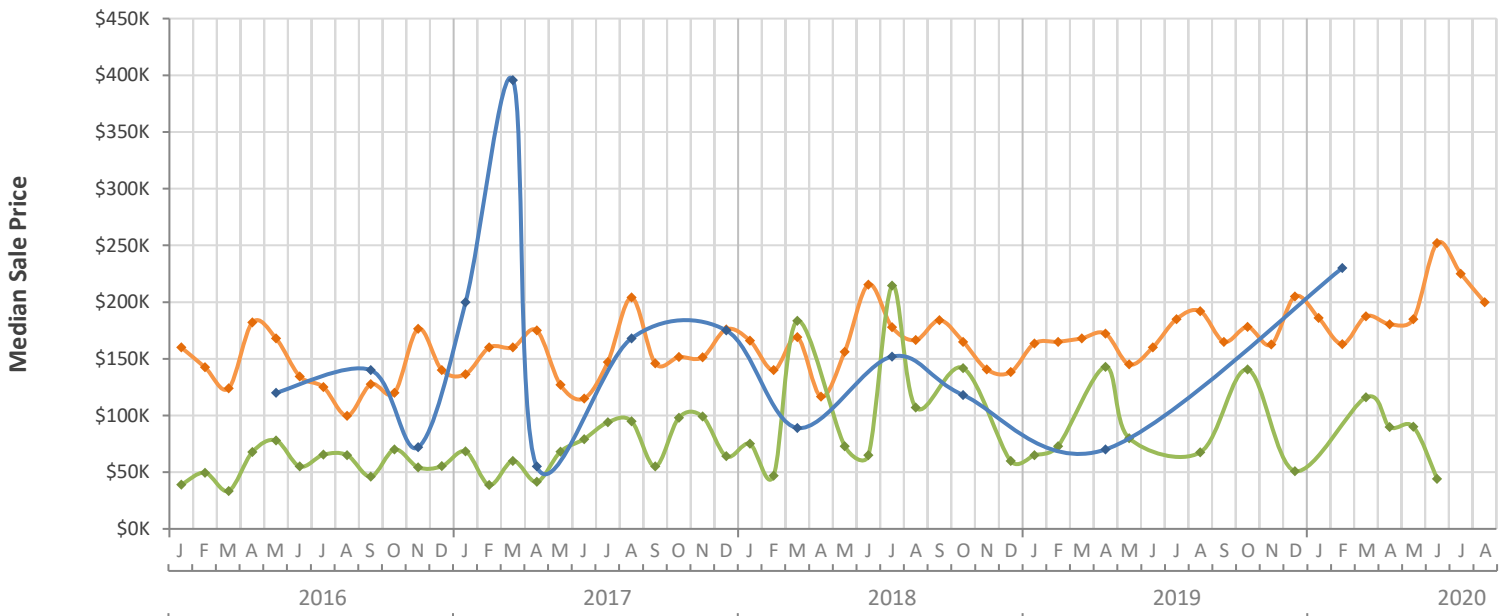
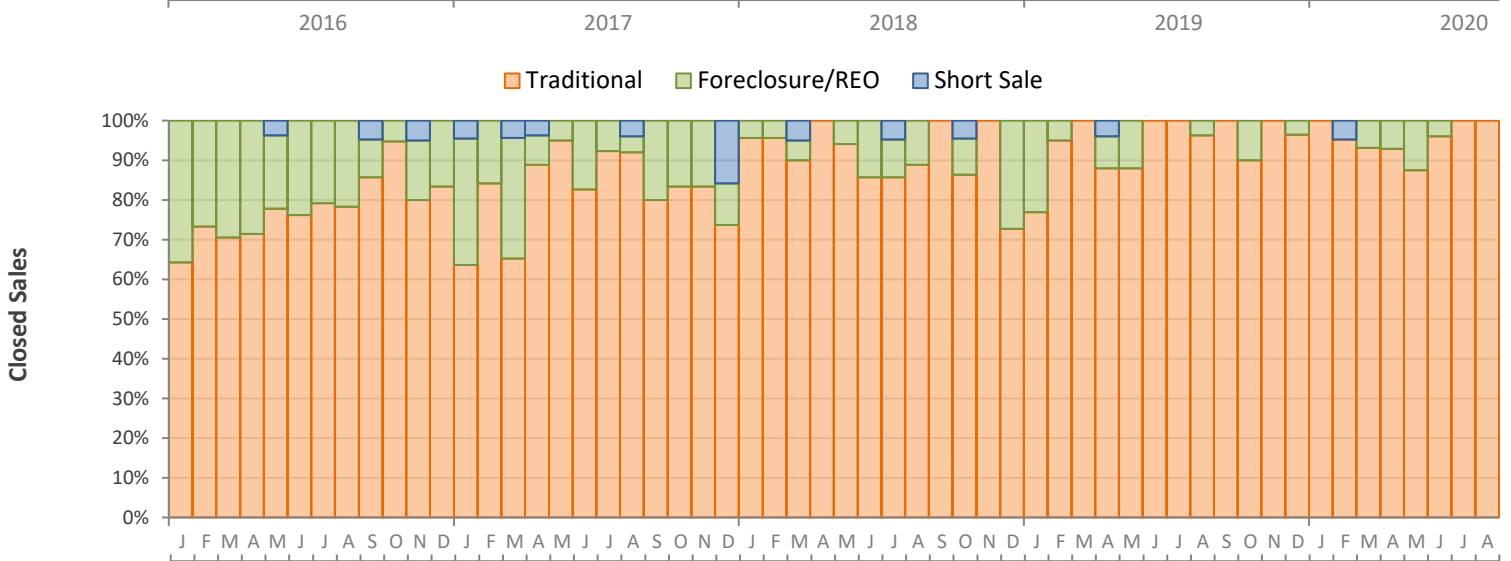
Monthly Distressed Market - August 2020

Single Family Homes

Okeechobee County



		August 2020	August 2019	Percent Change Year-over-Year
Traditional	Closed Sales	29	26	11.5%
	Median Sale Price	\$200,000	\$192,000	4.2%
Foreclosure/REO	Closed Sales	0	1	-100.0%
	Median Sale Price	(No Sales)	\$67,500	N/A
Short Sale	Closed Sales	0	0	N/A
	Median Sale Price	(No Sales)	(No Sales)	N/A



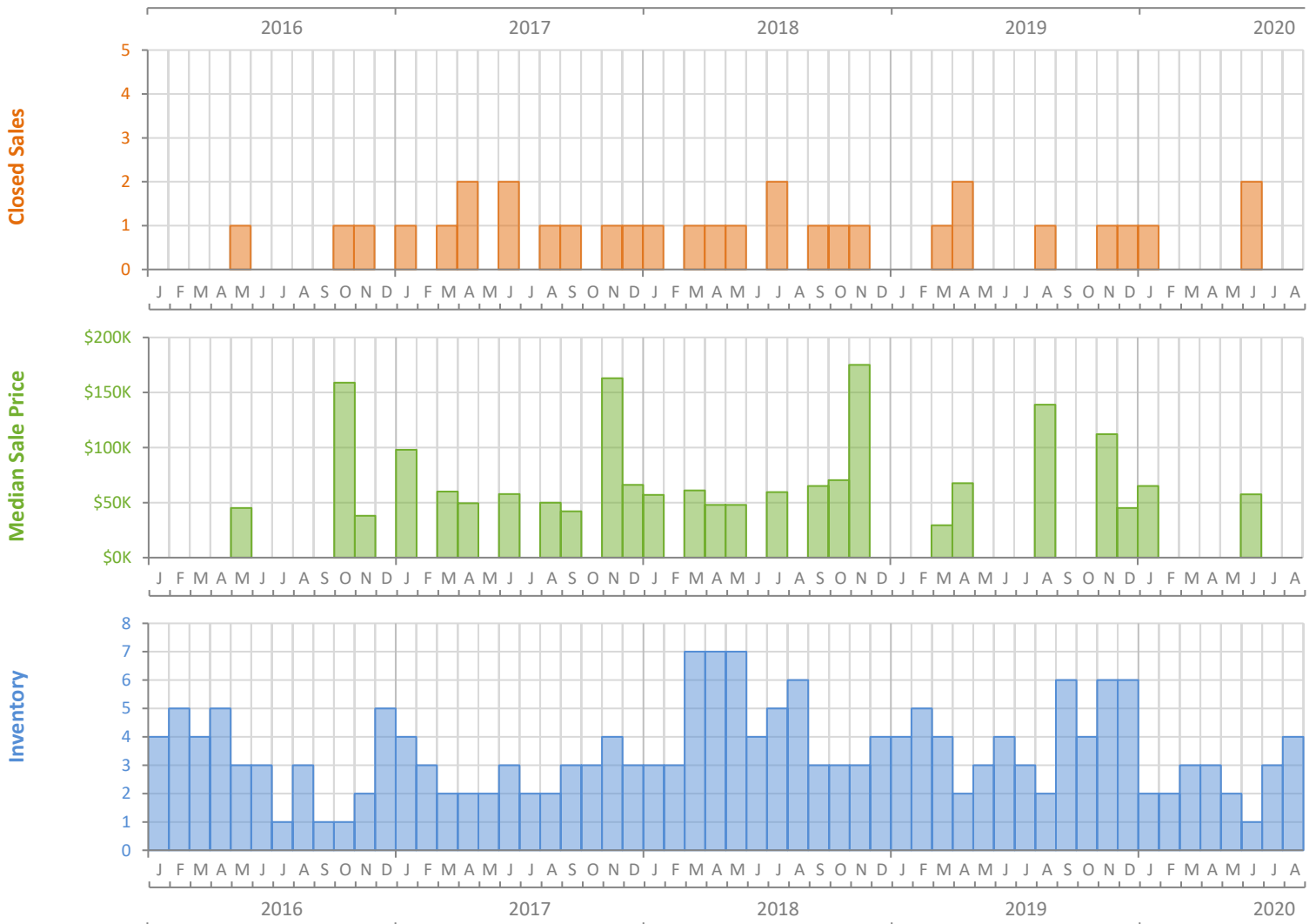
Monthly Market Summary - August 2020

Townhouses and Condos

Okeechobee County



	August 2020	August 2019	Percent Change Year-over-Year
Closed Sales	0	1	-100.0%
Paid in Cash	0	0	N/A
Median Sale Price	(No Sales)	\$139,000	-100.0%
Average Sale Price	(No Sales)	\$139,000	-100.0%
Dollar Volume	\$0	\$139,000	-100.0%
Med. Pct. of Orig. List Price Received	(No Sales)	99.6%	-100.0%
Median Time to Contract	(No Sales)	27 Days	-100.0%
Median Time to Sale	(No Sales)	67 Days	-100.0%
New Pending Sales	0	0	N/A
New Listings	1	0	N/A
Pending Inventory	0	0	N/A
Inventory (Active Listings)	4	2	100.0%
Months Supply of Inventory	9.6	3.4	182.4%



Monthly Distressed Market - August 2020

Townhouses and Condos

Okeechobee County



		August 2020	August 2019	Percent Change Year-over-Year
Traditional	Closed Sales	0	1	-100.0%
	Median Sale Price	(No Sales)	\$139,000	N/A
Foreclosure/REO	Closed Sales	0	0	N/A
	Median Sale Price	(No Sales)	(No Sales)	N/A
Short Sale	Closed Sales	0	0	N/A
	Median Sale Price	(No Sales)	(No Sales)	N/A

