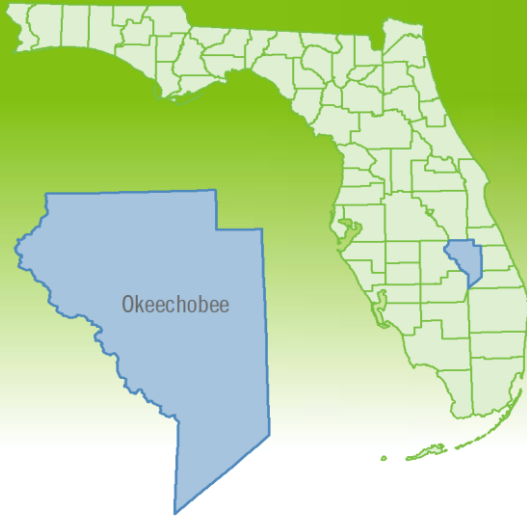


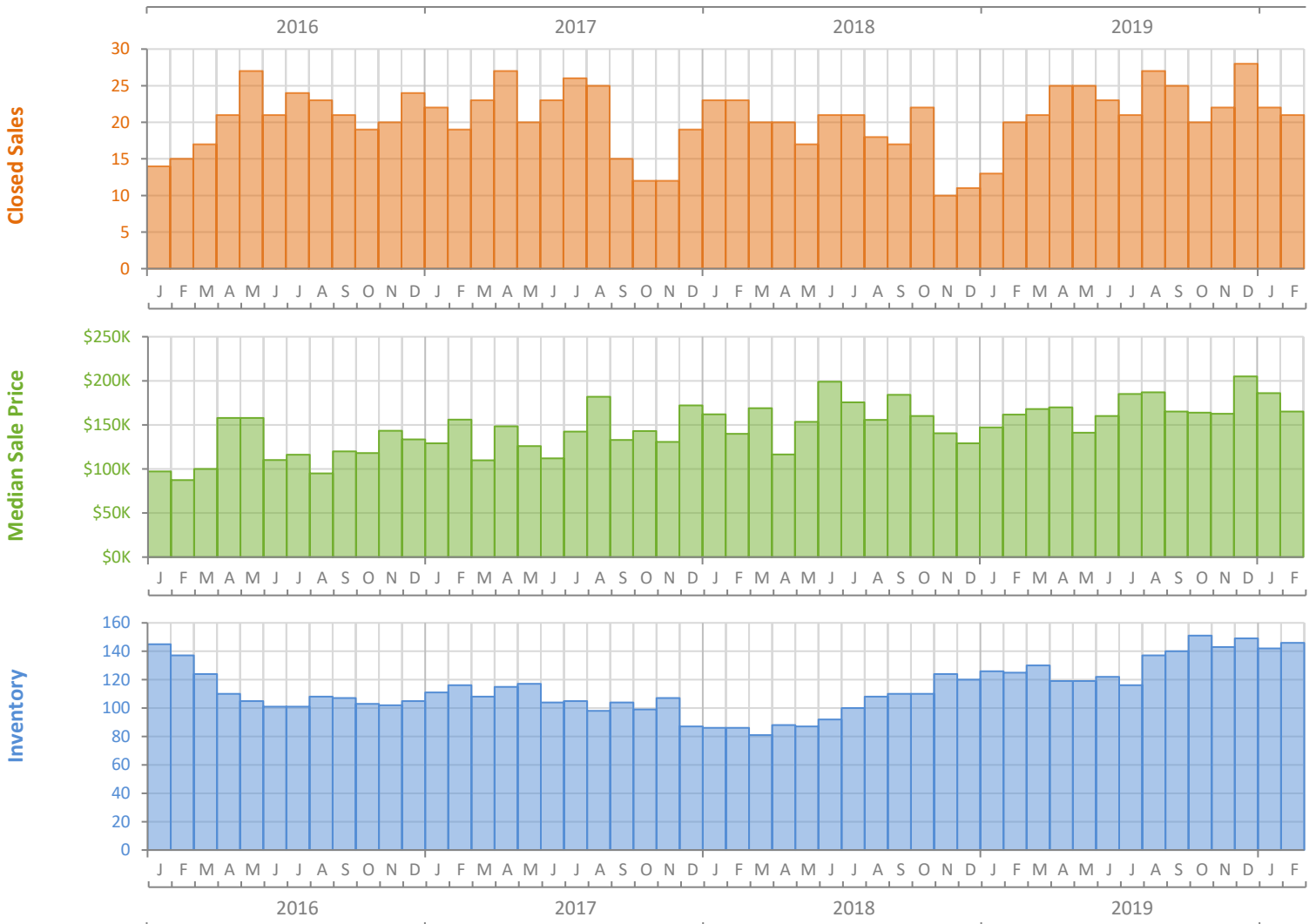
Monthly Market Summary - February 2020

Single Family Homes

Okeechobee County



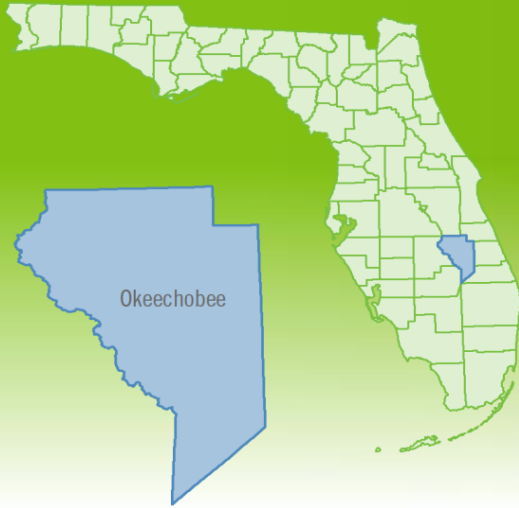
	February 2020	February 2019	Percent Change Year-over-Year
Closed Sales	21	20	5.0%
Paid in Cash	4	4	0.0%
Median Sale Price	\$165,000	\$161,500	2.2%
Average Sale Price	\$176,595	\$213,745	-17.4%
Dollar Volume	\$3.7 Million	\$4.3 Million	-13.2%
Med. Pct. of Orig. List Price Received	95.3%	93.9%	1.5%
Median Time to Contract	32 Days	74 Days	-56.8%
Median Time to Sale	87 Days	115 Days	-24.3%
New Pending Sales	24	19	26.3%
New Listings	39	36	8.3%
Pending Inventory	48	36	33.3%
Inventory (Active Listings)	146	125	16.8%
Months Supply of Inventory	6.3	7.1	-11.3%



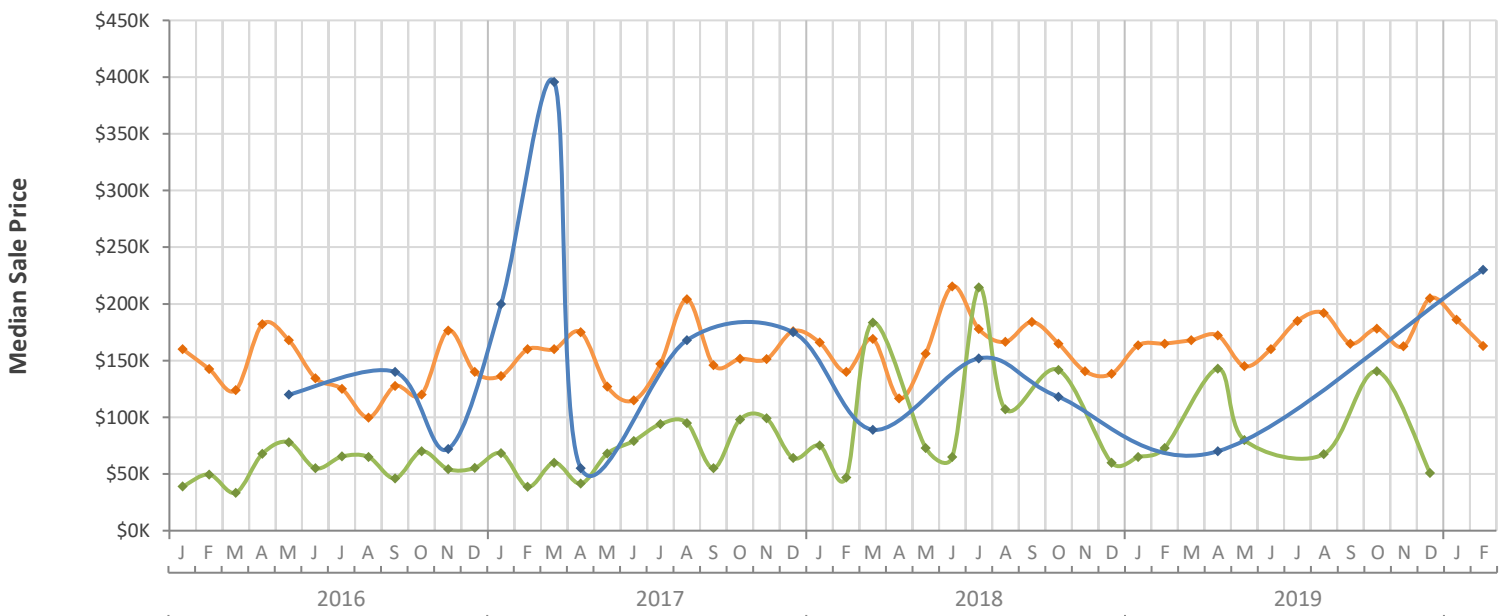
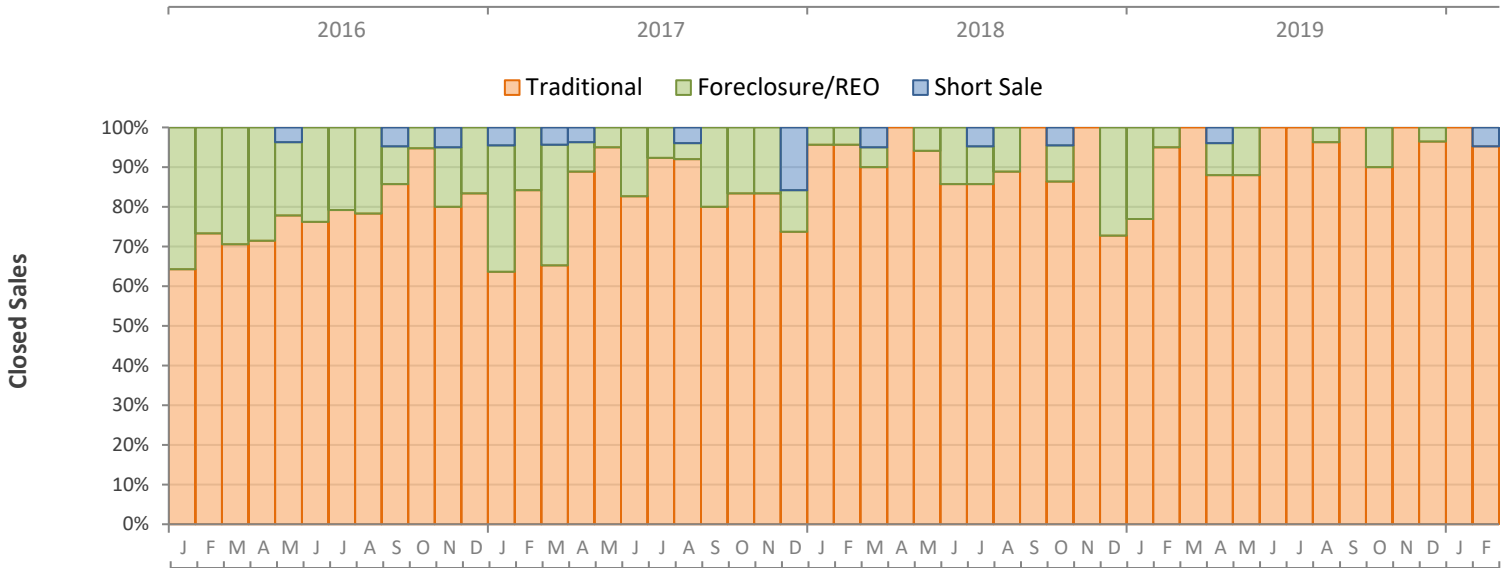
Monthly Distressed Market - February 2020

Single Family Homes

Okeechobee County



		February 2020	February 2019	Percent Change Year-over-Year
Traditional	Closed Sales	20	19	5.3%
	Median Sale Price	\$163,000	\$165,000	-1.2%
Foreclosure/REO	Closed Sales	0	1	-100.0%
	Median Sale Price	(No Sales)	\$73,000	N/A
Short Sale	Closed Sales	1	0	N/A
	Median Sale Price	\$230,000	(No Sales)	N/A



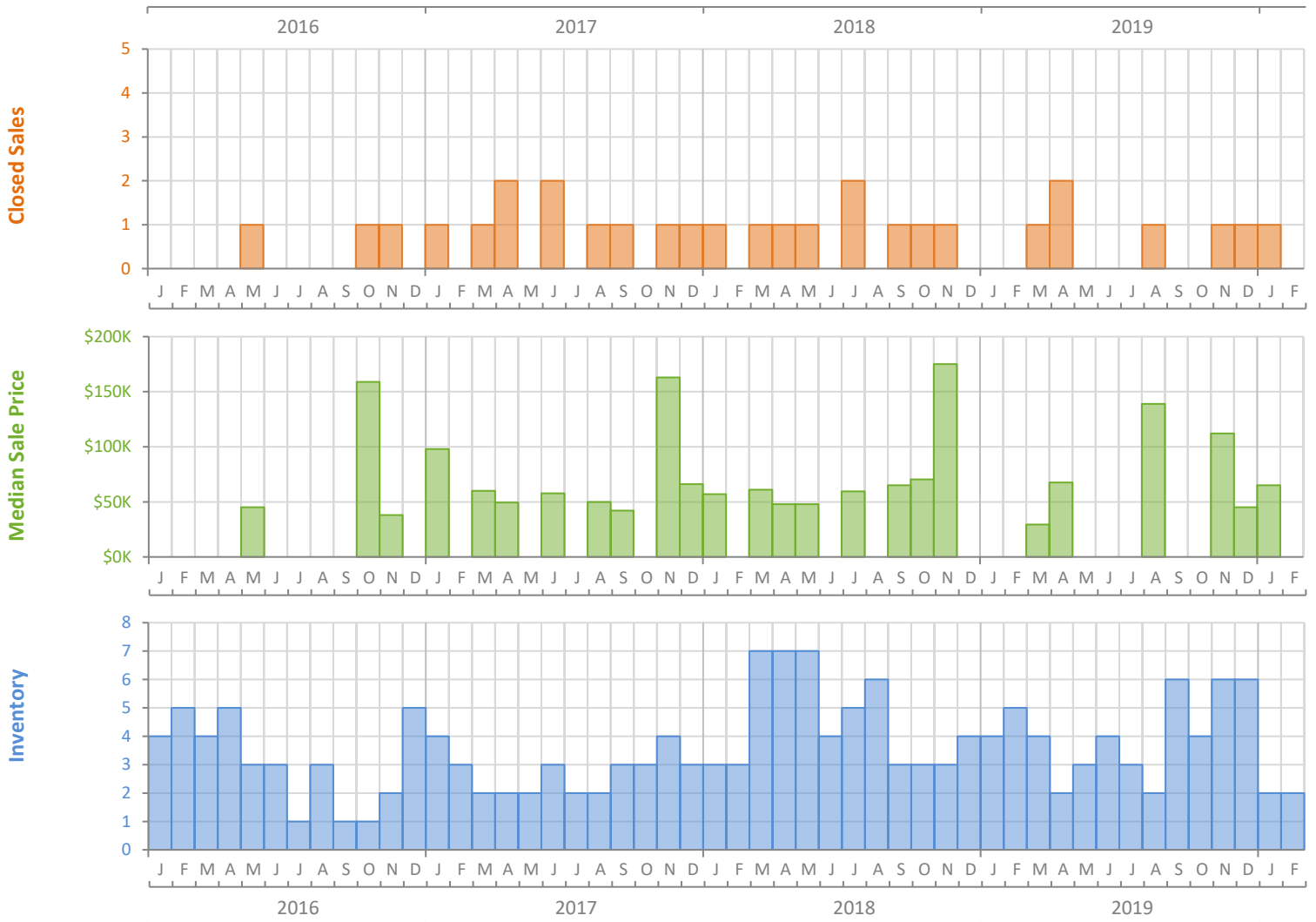
Monthly Market Summary - February 2020

Townhouses and Condos

Okeechobee County



	February 2020	February 2019	Percent Change Year-over-Year
Closed Sales	0	0	N/A
Paid in Cash	0	0	N/A
Median Sale Price	(No Sales)	(No Sales)	N/A
Average Sale Price	(No Sales)	(No Sales)	N/A
Dollar Volume	\$0	\$0	N/A
Med. Pct. of Orig. List Price Received	(No Sales)	(No Sales)	N/A
Median Time to Contract	(No Sales)	(No Sales)	N/A
Median Time to Sale	(No Sales)	(No Sales)	N/A
New Pending Sales	0	1	-100.0%
New Listings	0	2	-100.0%
Pending Inventory	1	1	0.0%
Inventory (Active Listings)	2	5	-60.0%
Months Supply of Inventory	3.4	7.5	-54.7%



Monthly Distressed Market - February 2020

Townhouses and Condos

Okeechobee County



		February 2020	February 2019	Percent Change Year-over-Year
Traditional	Closed Sales	0	0	N/A
	Median Sale Price	(No Sales)	(No Sales)	N/A
Foreclosure/REO	Closed Sales	0	0	N/A
	Median Sale Price	(No Sales)	(No Sales)	N/A
Short Sale	Closed Sales	0	0	N/A
	Median Sale Price	(No Sales)	(No Sales)	N/A

