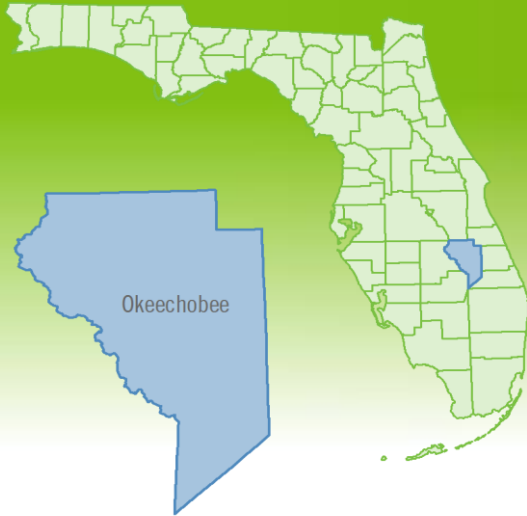


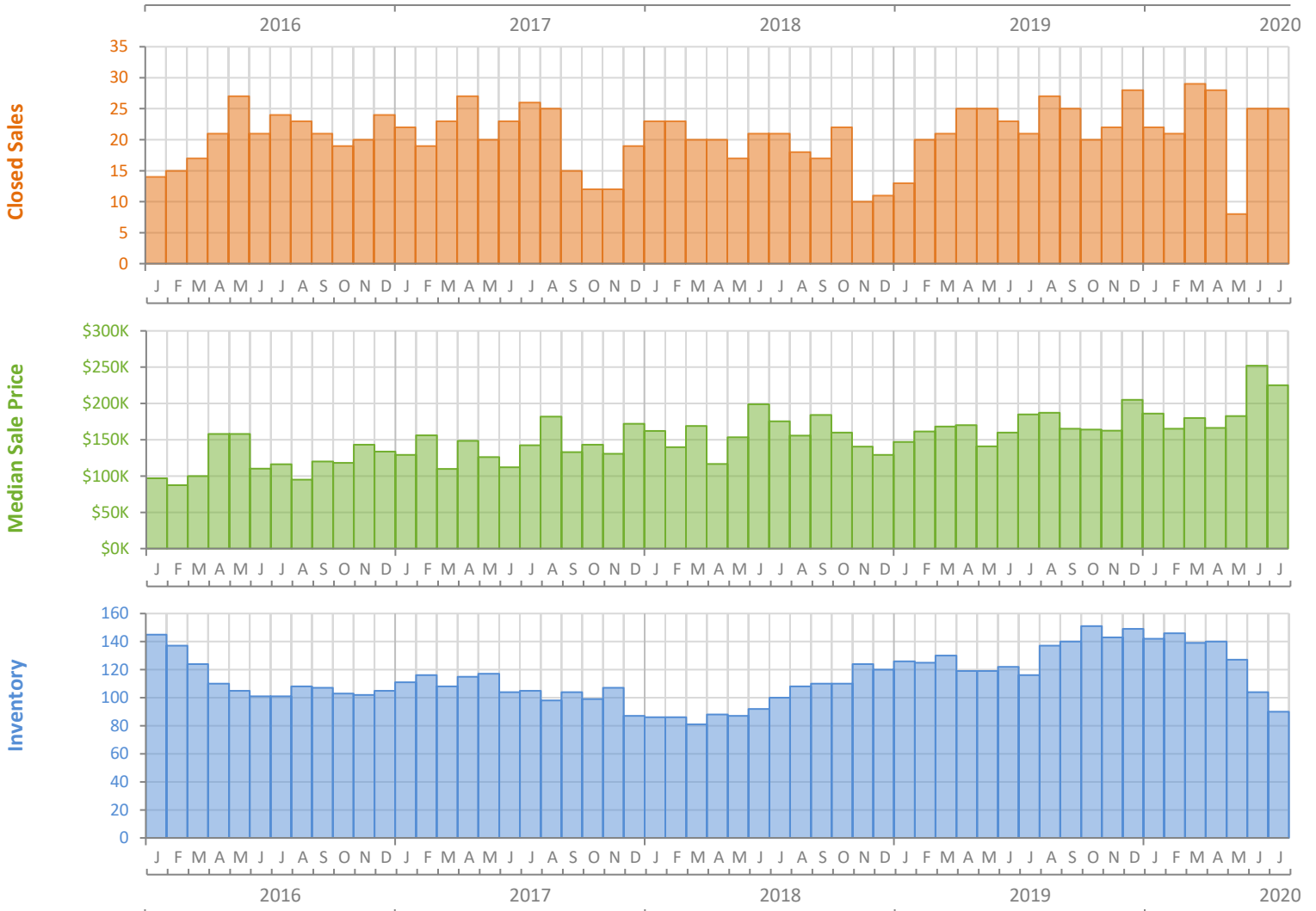
# Monthly Market Summary - July 2020

## Single Family Homes

### Okeechobee County



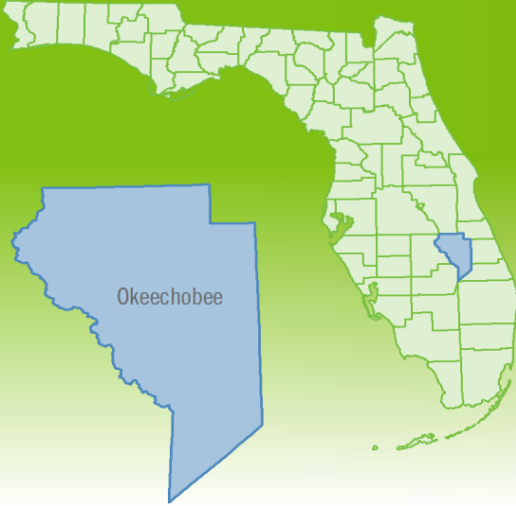
	July 2020	July 2019	Percent Change Year-over-Year
Closed Sales	25	21	19.0%
Paid in Cash	5	4	25.0%
Median Sale Price	\$225,000	\$185,000	21.6%
Average Sale Price	\$235,760	\$269,064	-12.4%
Dollar Volume	\$5.9 Million	\$5.7 Million	4.3%
Med. Pct. of Orig. List Price Received	95.3%	90.7%	5.1%
Median Time to Contract	91 Days	56 Days	62.5%
Median Time to Sale	121 Days	109 Days	11.0%
New Pending Sales	32	29	10.3%
New Listings	22	25	-12.0%
Pending Inventory	54	47	14.9%
Inventory (Active Listings)	90	116	-22.4%
Months Supply of Inventory	3.9	6.2	-37.1%



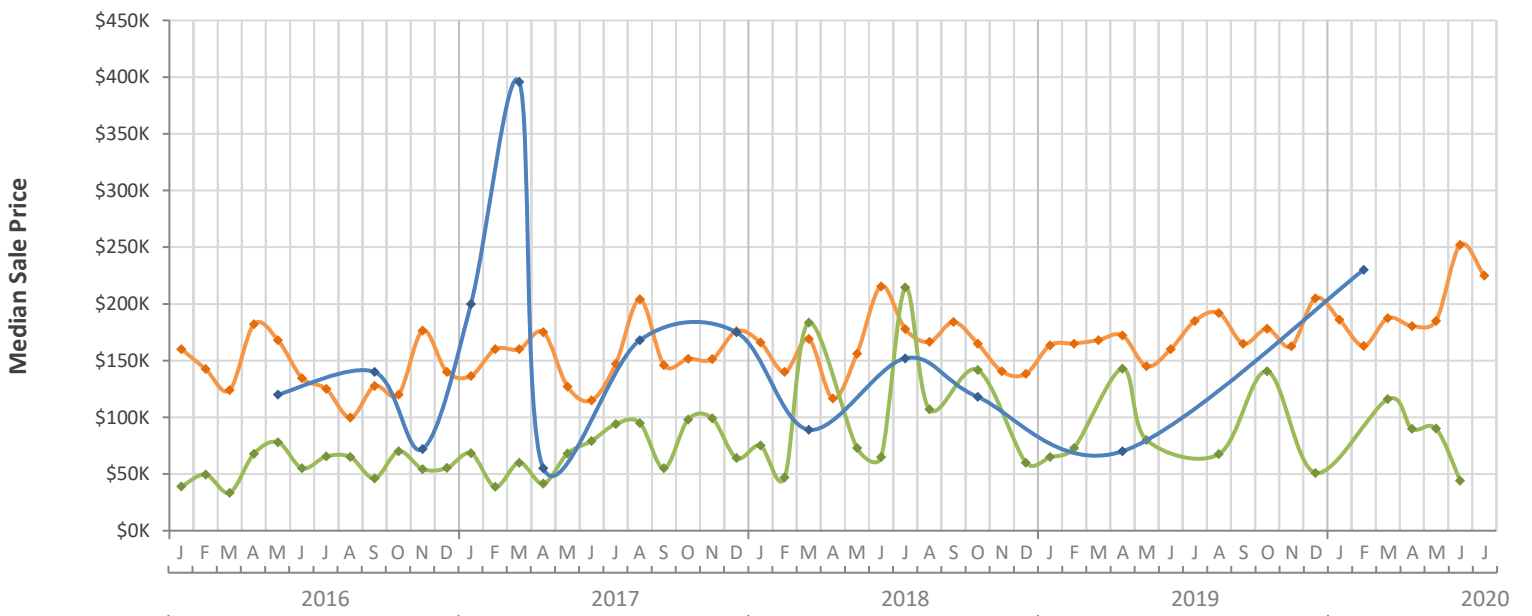
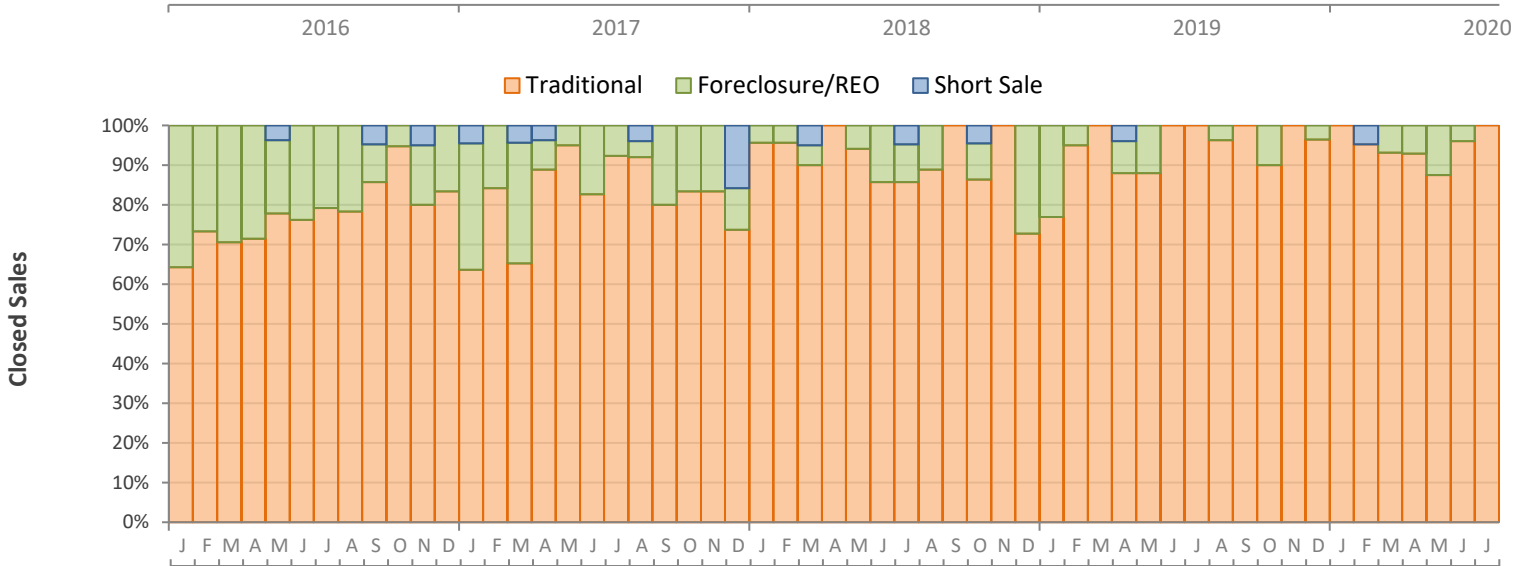
# Monthly Distressed Market - July 2020

## Single Family Homes

### Okeechobee County



		July 2020	July 2019	Percent Change Year-over-Year
Traditional	Closed Sales	25	21	19.0%
	Median Sale Price	\$225,000	\$185,000	21.6%
Foreclosure/REO	Closed Sales	0	0	N/A
	Median Sale Price	(No Sales)	(No Sales)	N/A
Short Sale	Closed Sales	0	0	N/A
	Median Sale Price	(No Sales)	(No Sales)	N/A



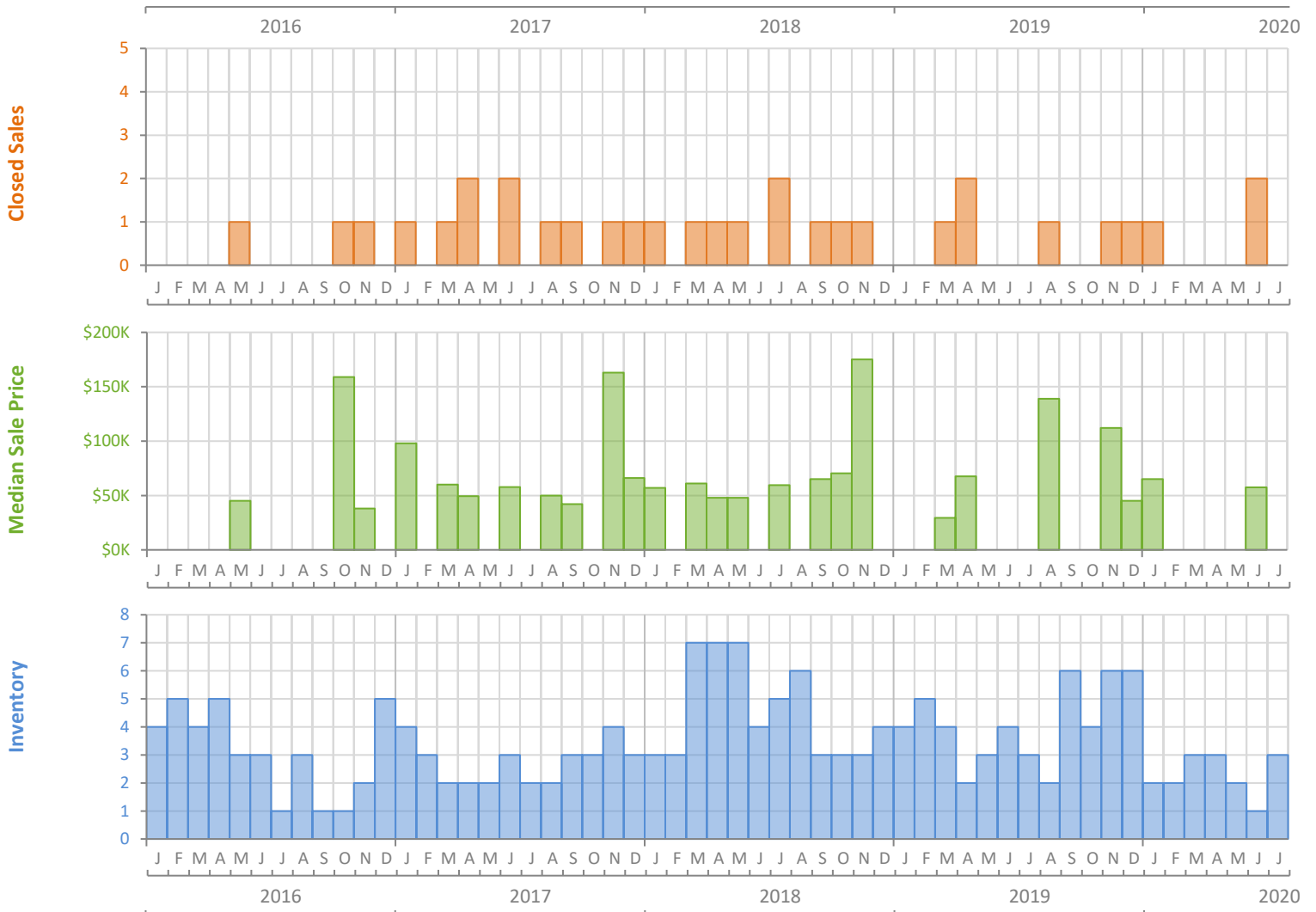
# Monthly Market Summary - July 2020

## Townhouses and Condos

### Okeechobee County



	July 2020	July 2019	Percent Change Year-over-Year
Closed Sales	0	0	N/A
Paid in Cash	0	0	N/A
Median Sale Price	(No Sales)	(No Sales)	N/A
Average Sale Price	(No Sales)	(No Sales)	N/A
Dollar Volume	\$0	\$0	N/A
Med. Pct. of Orig. List Price Received	(No Sales)	(No Sales)	N/A
Median Time to Contract	(No Sales)	(No Sales)	N/A
Median Time to Sale	(No Sales)	(No Sales)	N/A
New Pending Sales	0	1	-100.0%
New Listings	2	1	100.0%
Pending Inventory	0	1	-100.0%
Inventory (Active Listings)	3	3	0.0%
Months Supply of Inventory	6.0	6.0	0.0%



# Monthly Distressed Market - July 2020

## Townhouses and Condos

### Okeechobee County



		July 2020	July 2019	Percent Change Year-over-Year
Traditional	Closed Sales	0	0	N/A
	Median Sale Price	(No Sales)	(No Sales)	N/A
Foreclosure/REO	Closed Sales	0	0	N/A
	Median Sale Price	(No Sales)	(No Sales)	N/A
Short Sale	Closed Sales	0	0	N/A
	Median Sale Price	(No Sales)	(No Sales)	N/A



Produced by Florida REALTORS® with data provided by Florida's multiple listing services. Statistics for each month compiled from MLS feeds on the 15th day of the following month. Data released on Friday, August 21, 2020. Next data release is Tuesday, September 22, 2020.