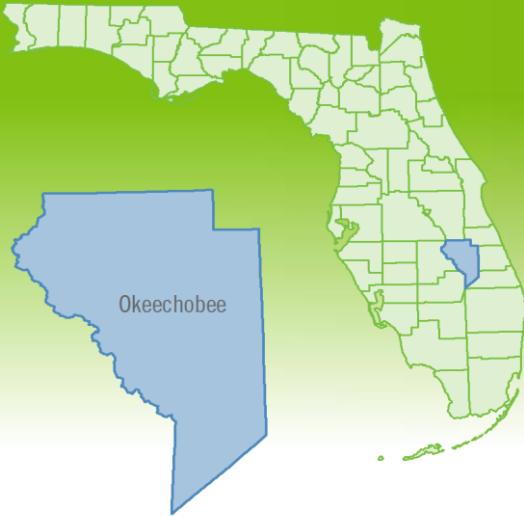


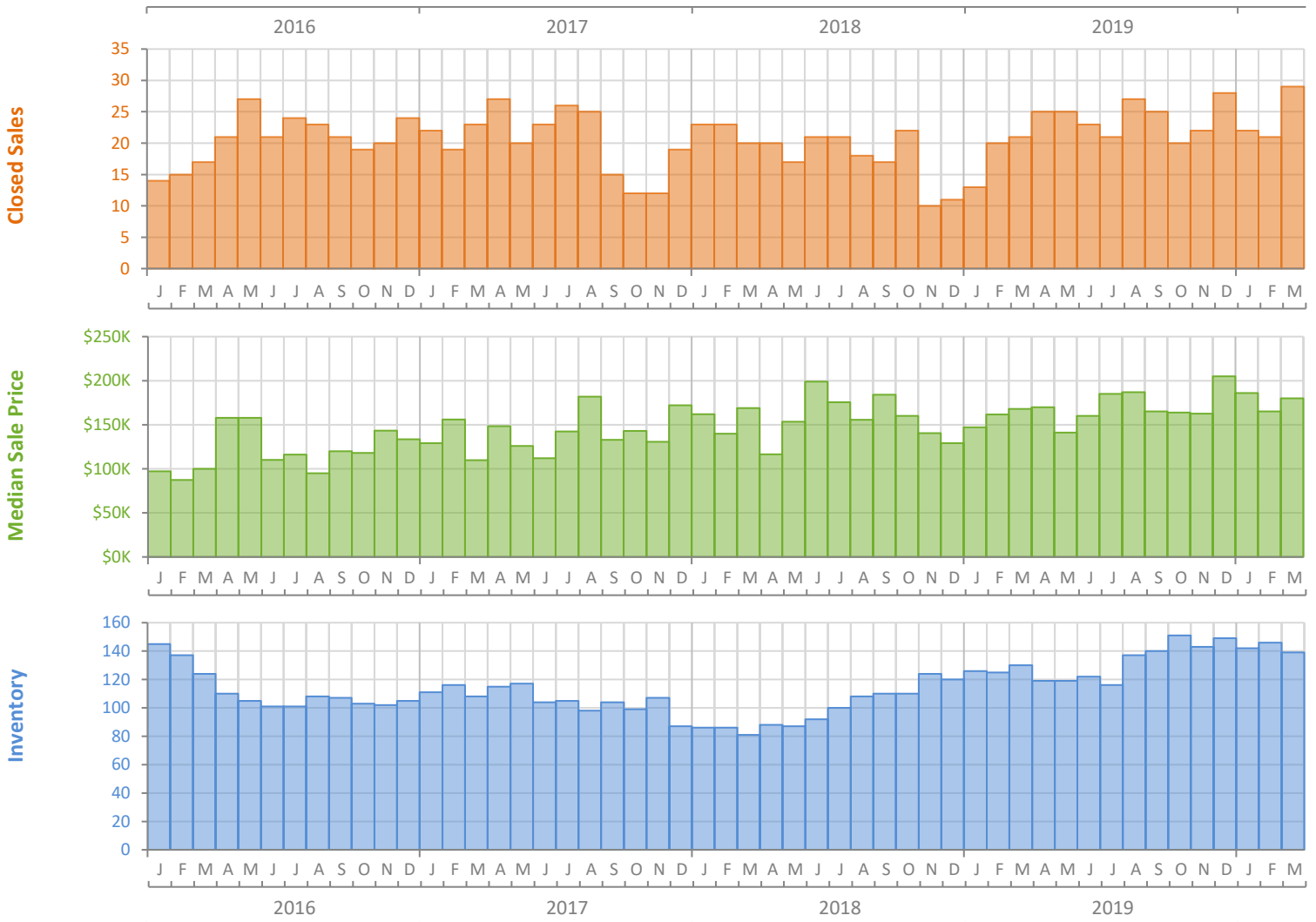
# Monthly Market Summary - March 2020

## Single Family Homes

### Okeechobee County



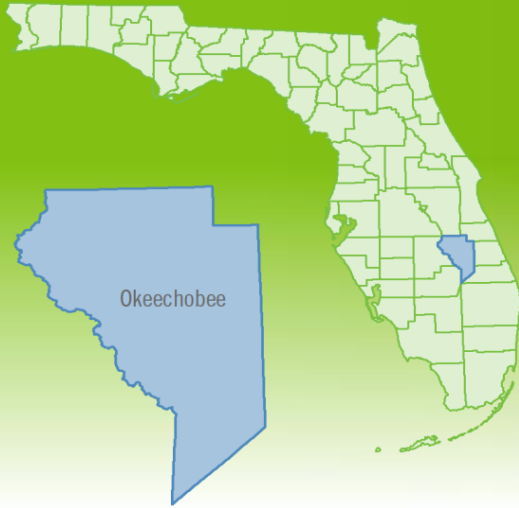
	March 2020	March 2019	Percent Change Year-over-Year
Closed Sales	29	21	38.1%
Paid in Cash	9	2	350.0%
Median Sale Price	\$180,000	\$168,000	7.1%
Average Sale Price	\$212,732	\$202,071	5.3%
Dollar Volume	\$6.2 Million	\$4.2 Million	45.4%
Med. Pct. of Orig. List Price Received	92.3%	92.6%	-0.3%
Median Time to Contract	65 Days	53 Days	22.6%
Median Time to Sale	110 Days	81 Days	35.8%
New Pending Sales	28	36	-22.2%
New Listings	25	33	-24.2%
Pending Inventory	46	51	-9.8%
Inventory (Active Listings)	139	130	6.9%
Months Supply of Inventory	5.8	7.4	-21.6%



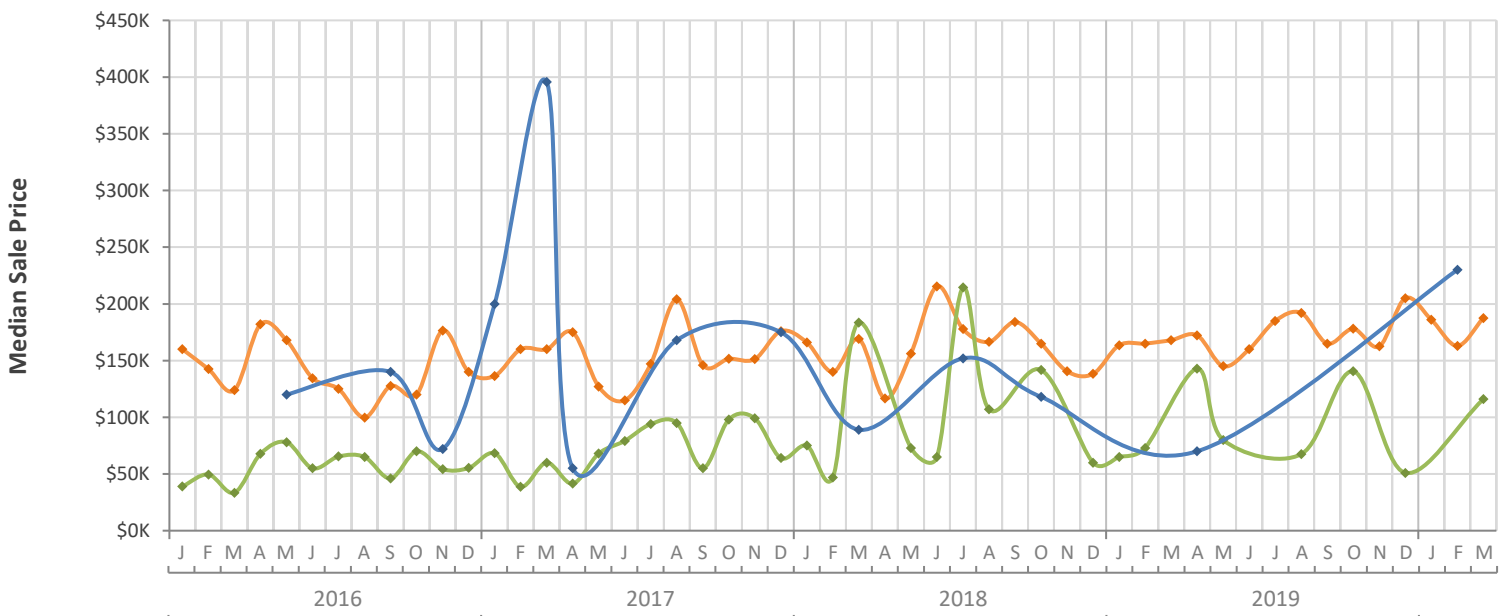
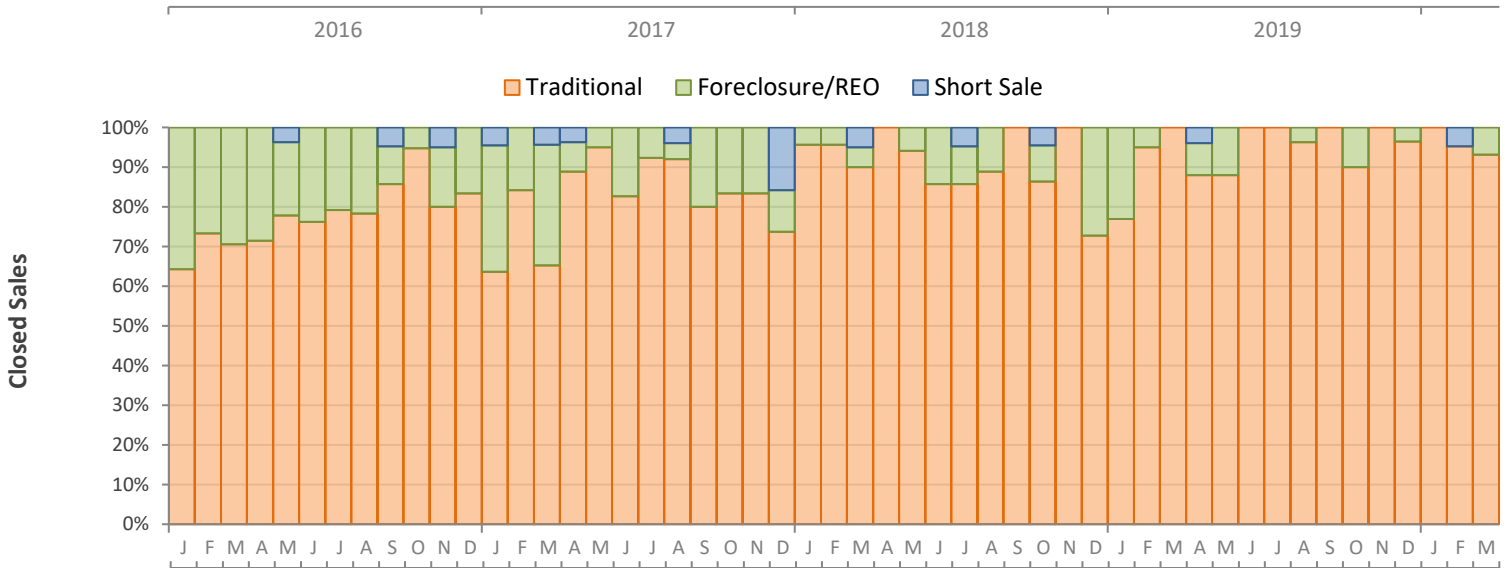
# Monthly Distressed Market - March 2020

## Single Family Homes

### Okeechobee County



		March 2020	March 2019	Percent Change Year-over-Year
Traditional	Closed Sales	27	21	28.6%
	Median Sale Price	\$187,500	\$168,000	11.6%
Foreclosure/REO	Closed Sales	2	0	N/A
	Median Sale Price	\$116,000	(No Sales)	N/A
Short Sale	Closed Sales	0	0	N/A
	Median Sale Price	(No Sales)	(No Sales)	N/A



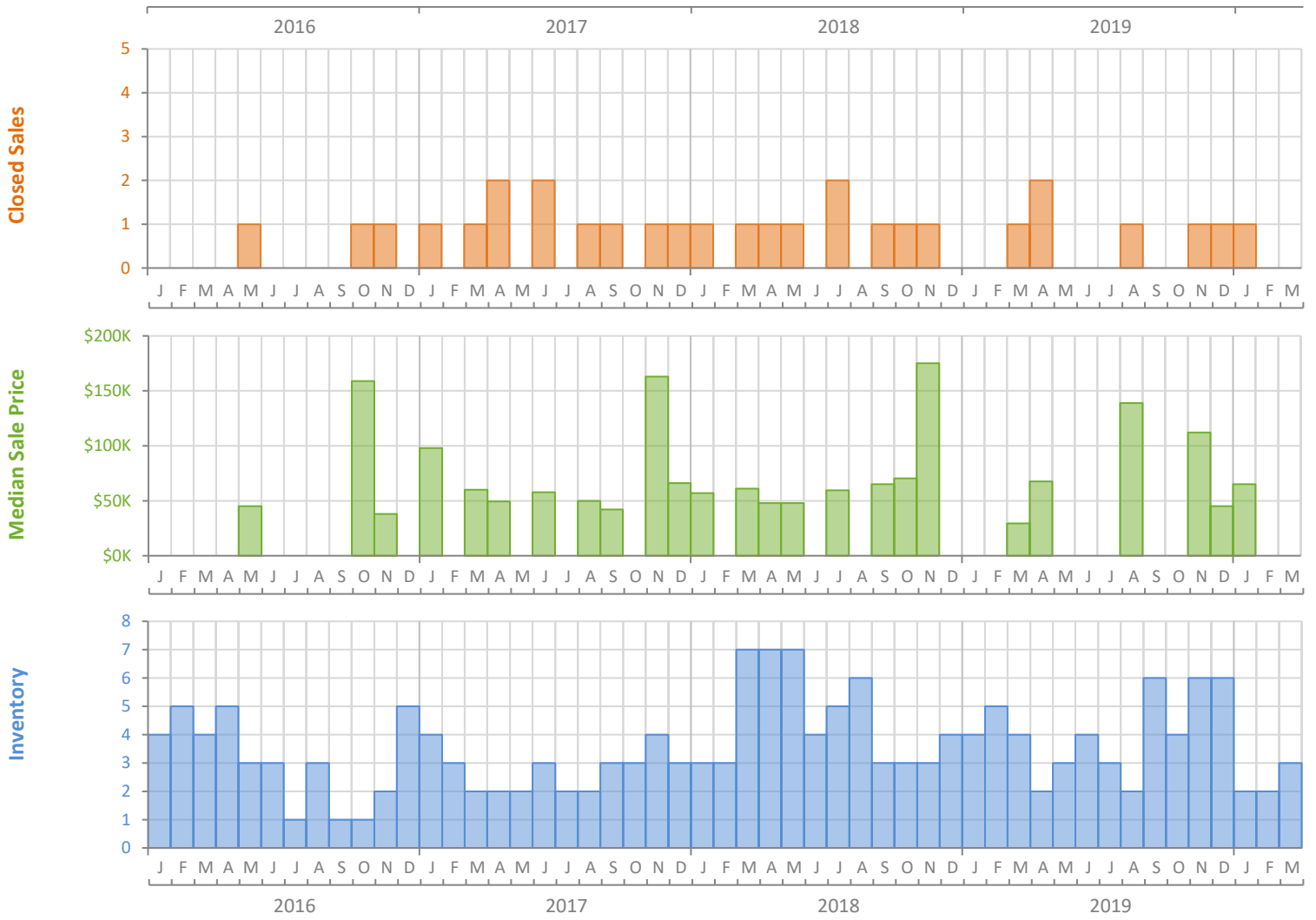
# Monthly Market Summary - March 2020

## Townhouses and Condos

### Okeechobee County



	March 2020	March 2019	Percent Change Year-over-Year
Closed Sales	0	1	-100.0%
Paid in Cash	0	1	-100.0%
Median Sale Price	(No Sales)	\$29,500	-100.0%
Average Sale Price	(No Sales)	\$29,500	-100.0%
Dollar Volume	\$0	\$29,500	-100.0%
Med. Pct. of Orig. List Price Received	(No Sales)	89.4%	-100.0%
Median Time to Contract	(No Sales)	0 Days	N/A
Median Time to Sale	(No Sales)	8 Days	-100.0%
New Pending Sales	0	0	N/A
New Listings	1	0	N/A
Pending Inventory	1	0	N/A
Inventory (Active Listings)	3	4	-25.0%
Months Supply of Inventory	6.0	6.0	0.0%



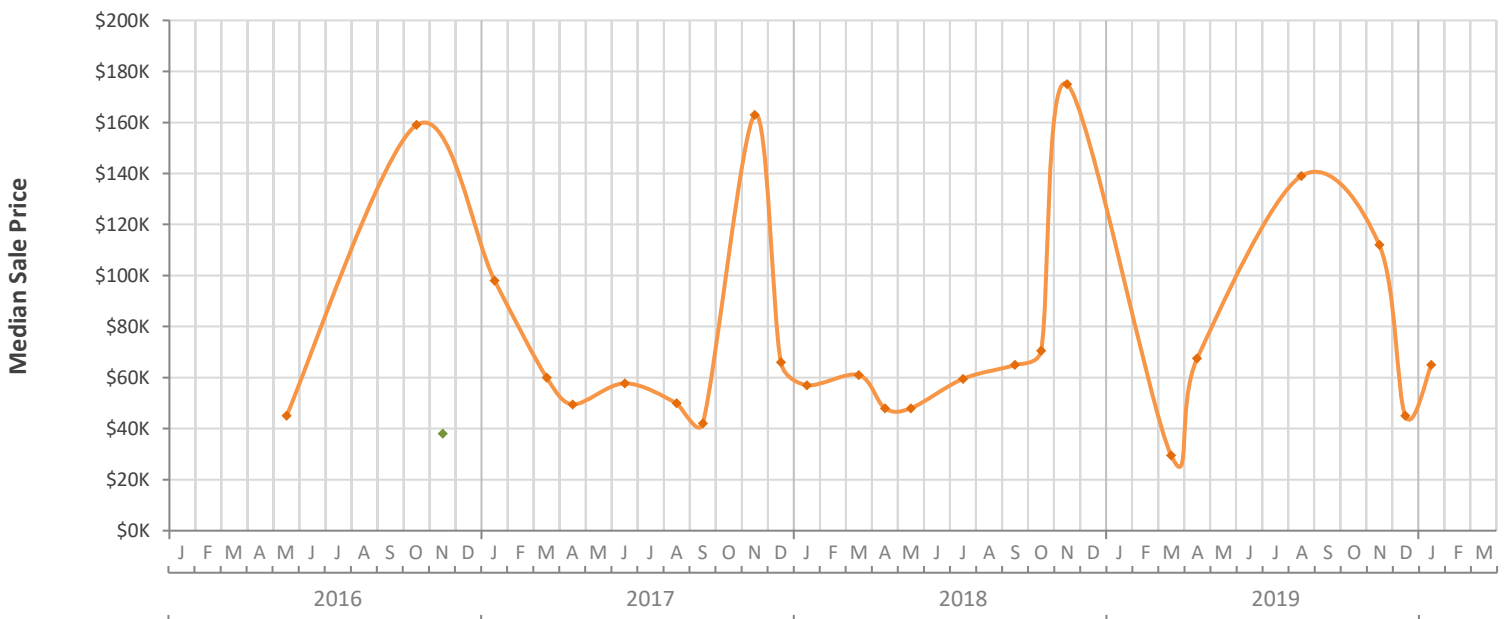
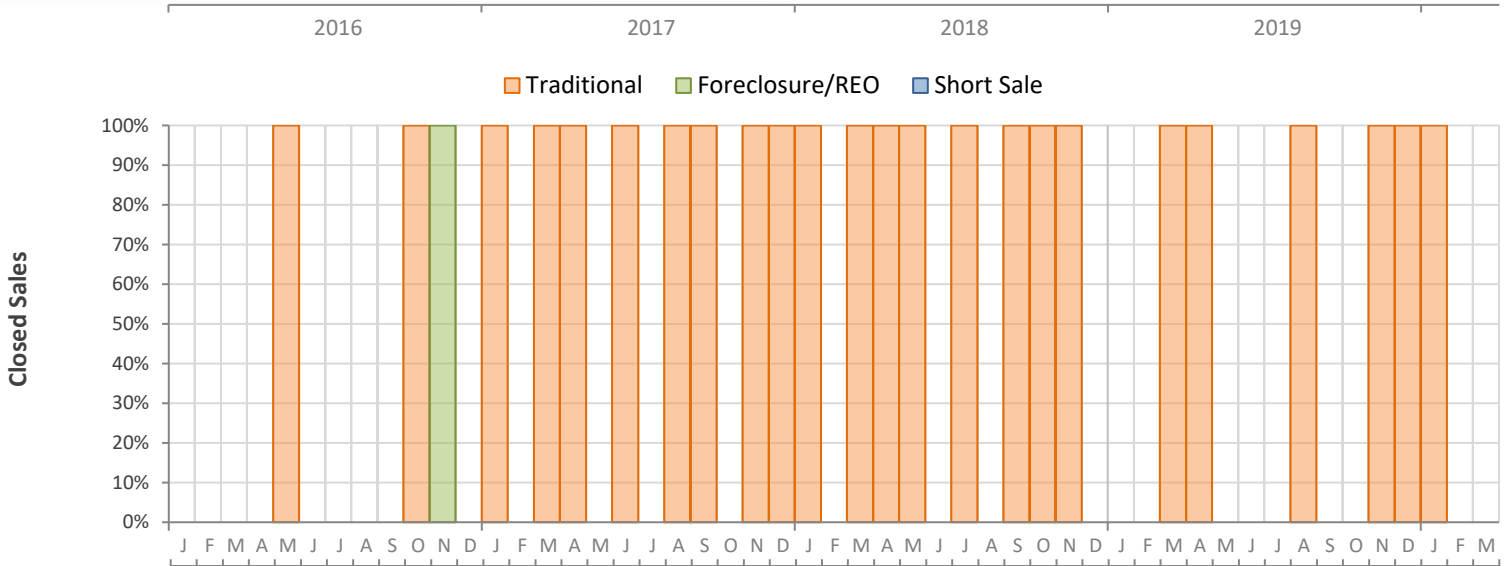
# Monthly Distressed Market - March 2020

## Townhouses and Condos

### Okeechobee County



		March 2020	March 2019	Percent Change Year-over-Year
Traditional	Closed Sales	0	1	-100.0%
	Median Sale Price	(No Sales)	\$29,500	N/A
Foreclosure/REO	Closed Sales	0	0	N/A
	Median Sale Price	(No Sales)	(No Sales)	N/A
Short Sale	Closed Sales	0	0	N/A
	Median Sale Price	(No Sales)	(No Sales)	N/A



Produced by Florida REALTORS® with data provided by Florida's multiple listing services. Statistics for each month compiled from MLS feeds on the 15th day of the following month. Data released on Tuesday, April 21, 2020. Next data release is Thursday, May 21, 2020.