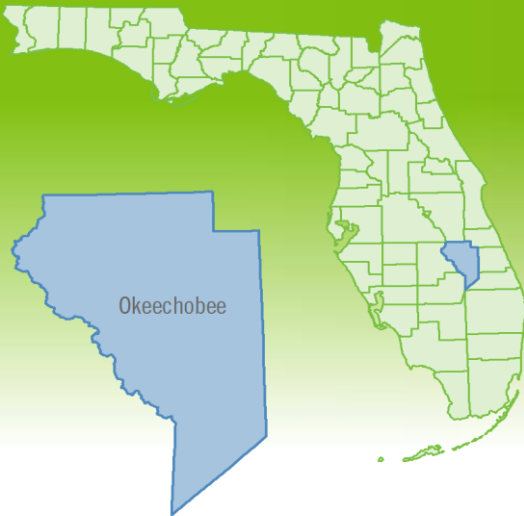


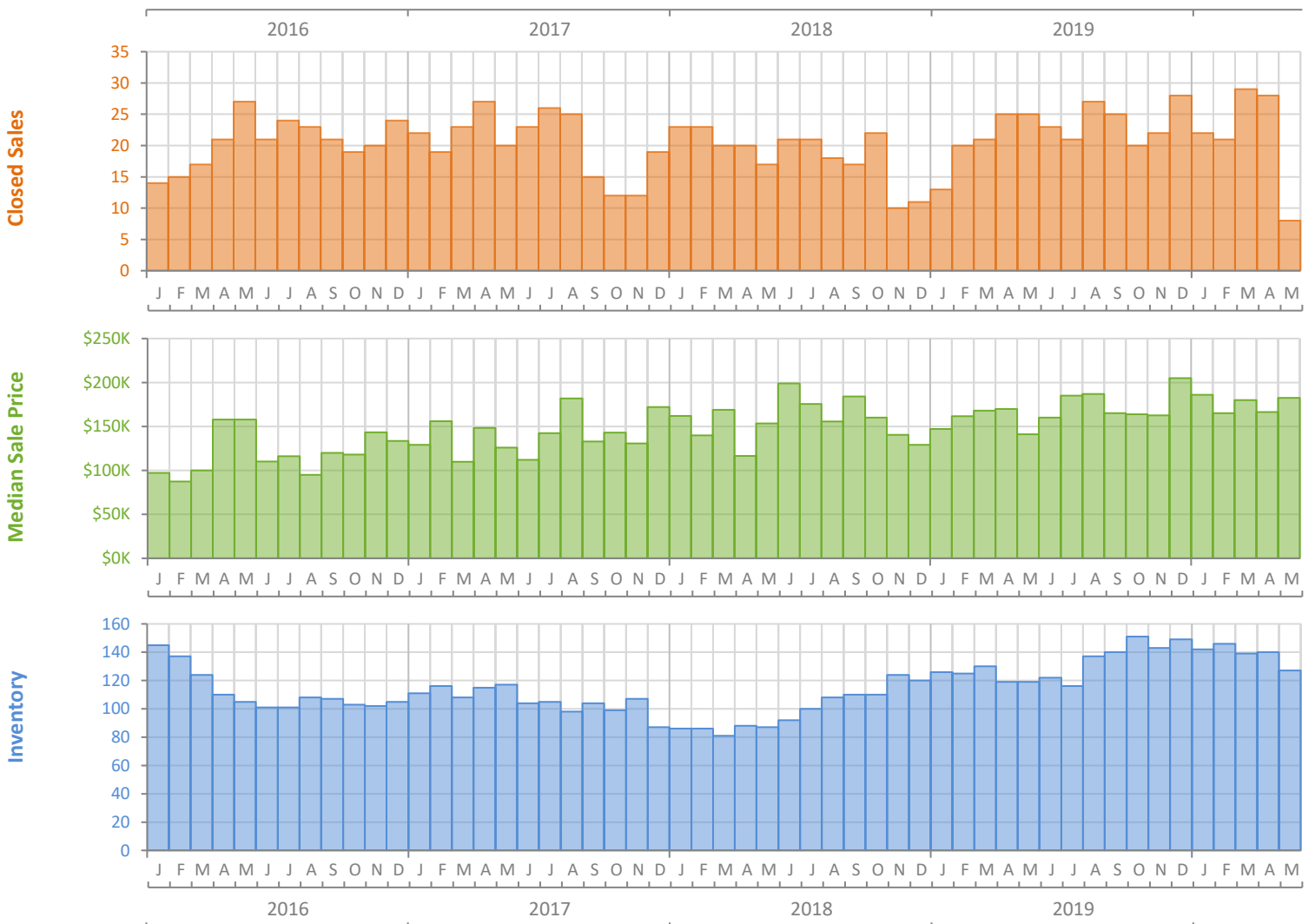
# Monthly Market Summary - May 2020

## Single Family Homes

### Okeechobee County



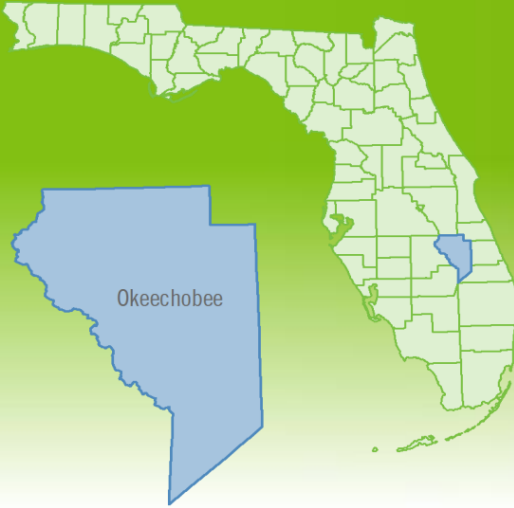
	May 2020	May 2019	Percent Change Year-over-Year
Closed Sales	8	25	-68.0%
Paid in Cash	3	6	-50.0%
Median Sale Price	\$182,500	\$141,000	29.4%
Average Sale Price	\$192,125	\$175,348	9.6%
Dollar Volume	\$1.5 Million	\$4.4 Million	-64.9%
Med. Pct. of Orig. List Price Received	98.3%	96.0%	2.4%
Median Time to Contract	61 Days	26 Days	134.6%
Median Time to Sale	89 Days	76 Days	17.1%
New Pending Sales	32	27	18.5%
New Listings	25	32	-21.9%
Pending Inventory	50	45	11.1%
Inventory (Active Listings)	127	119	6.7%
Months Supply of Inventory	5.6	6.4	-12.5%



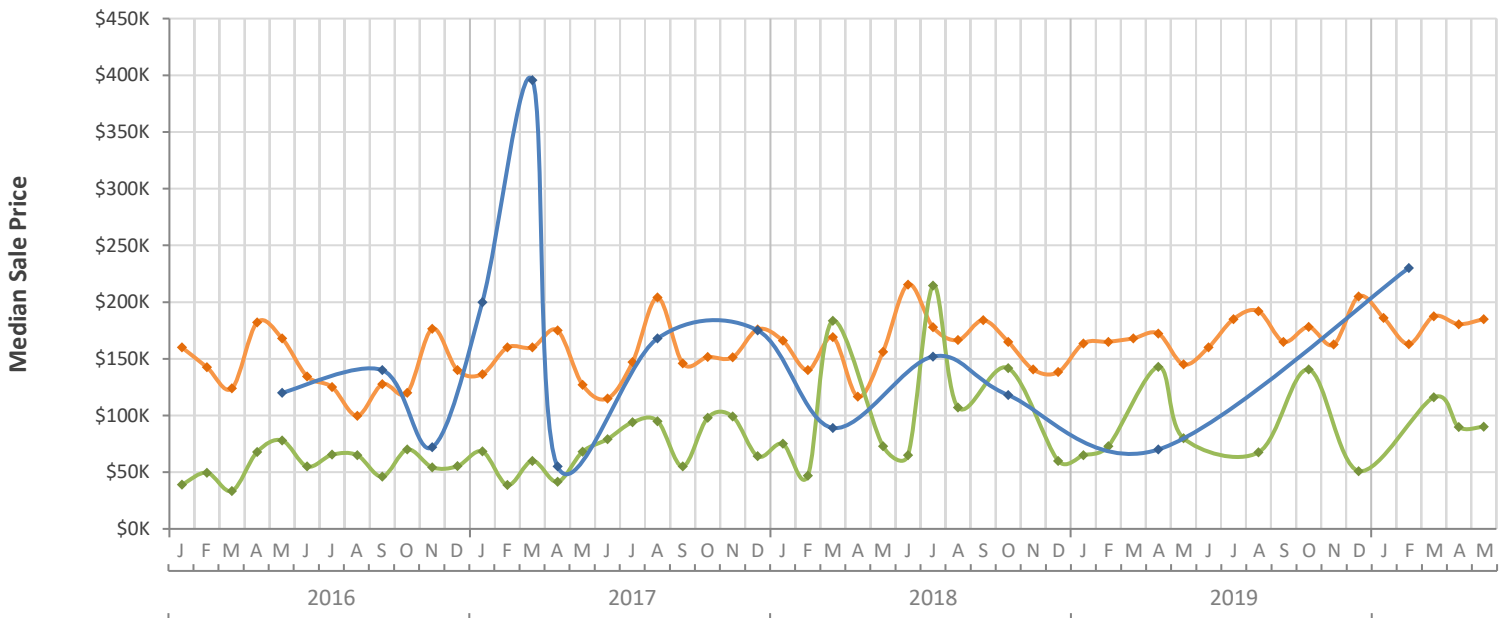
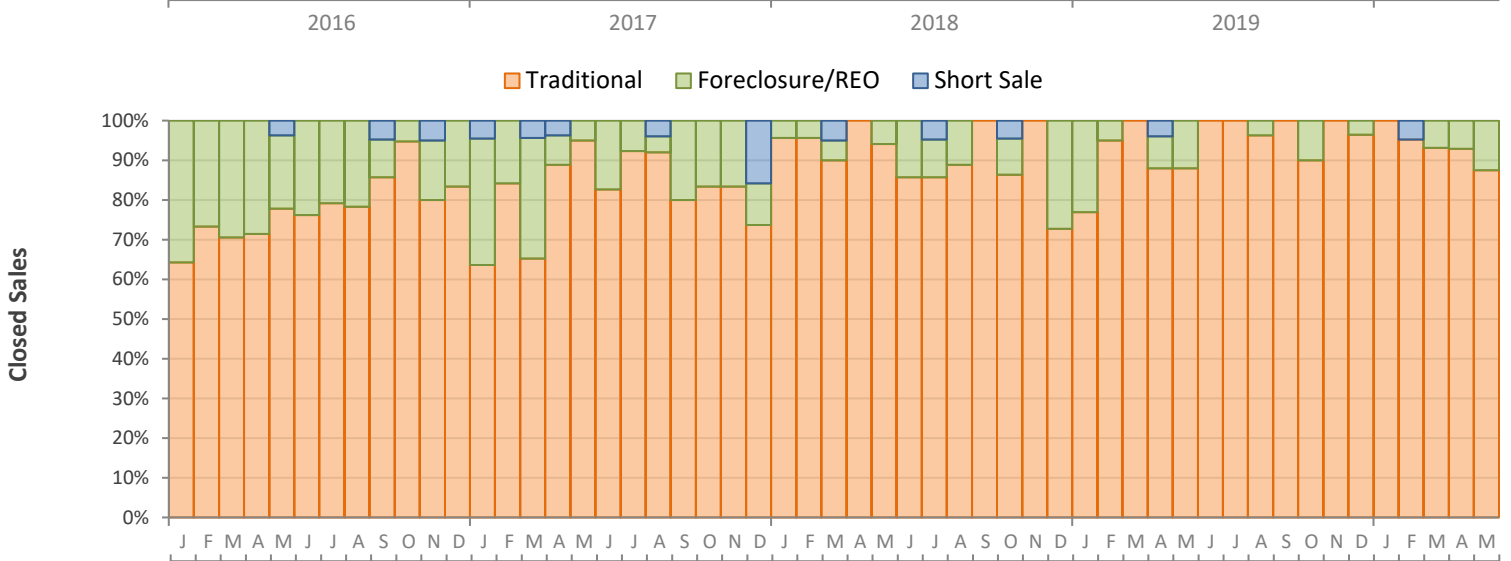
# Monthly Distressed Market - May 2020

## Single Family Homes

### Okeechobee County



		May 2020	May 2019	Percent Change Year-over-Year
Traditional	Closed Sales	7	22	-68.2%
	Median Sale Price	\$185,000	\$145,000	27.6%
Foreclosure/REO	Closed Sales	1	3	-66.7%
	Median Sale Price	\$90,000	\$80,000	12.5%
Short Sale	Closed Sales	0	0	N/A
	Median Sale Price	(No Sales)	(No Sales)	N/A



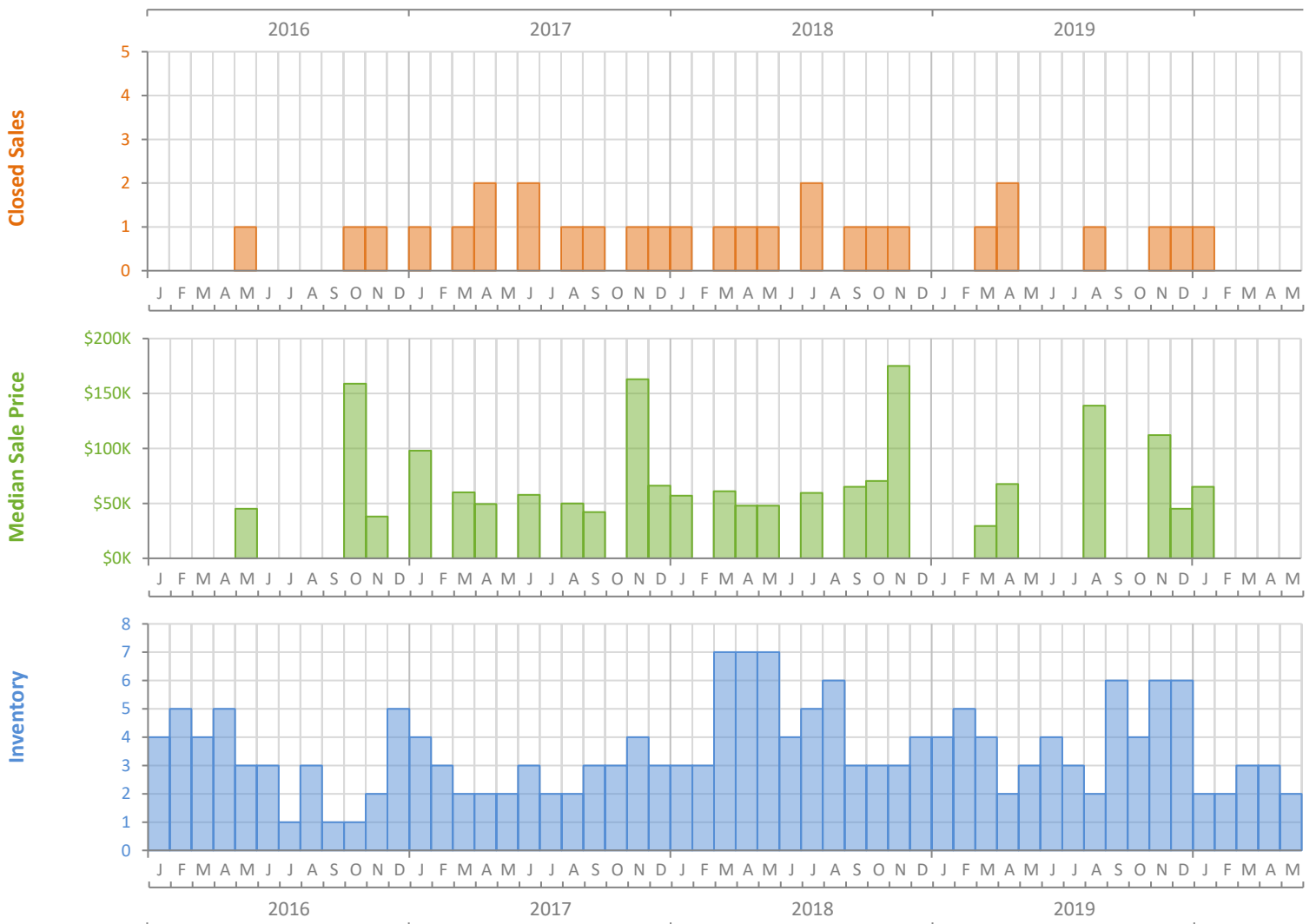
# Monthly Market Summary - May 2020

## Townhouses and Condos

### Okeechobee County



	May 2020	May 2019	Percent Change Year-over-Year
Closed Sales	0	0	N/A
Paid in Cash	0	0	N/A
Median Sale Price	(No Sales)	(No Sales)	N/A
Average Sale Price	(No Sales)	(No Sales)	N/A
Dollar Volume	\$0	\$0	N/A
Med. Pct. of Orig. List Price Received	(No Sales)	(No Sales)	N/A
Median Time to Contract	(No Sales)	(No Sales)	N/A
Median Time to Sale	(No Sales)	(No Sales)	N/A
New Pending Sales	2	0	N/A
New Listings	1	1	0.0%
Pending Inventory	3	0	N/A
Inventory (Active Listings)	2	3	-33.3%
Months Supply of Inventory	6.0	4.5	33.3%



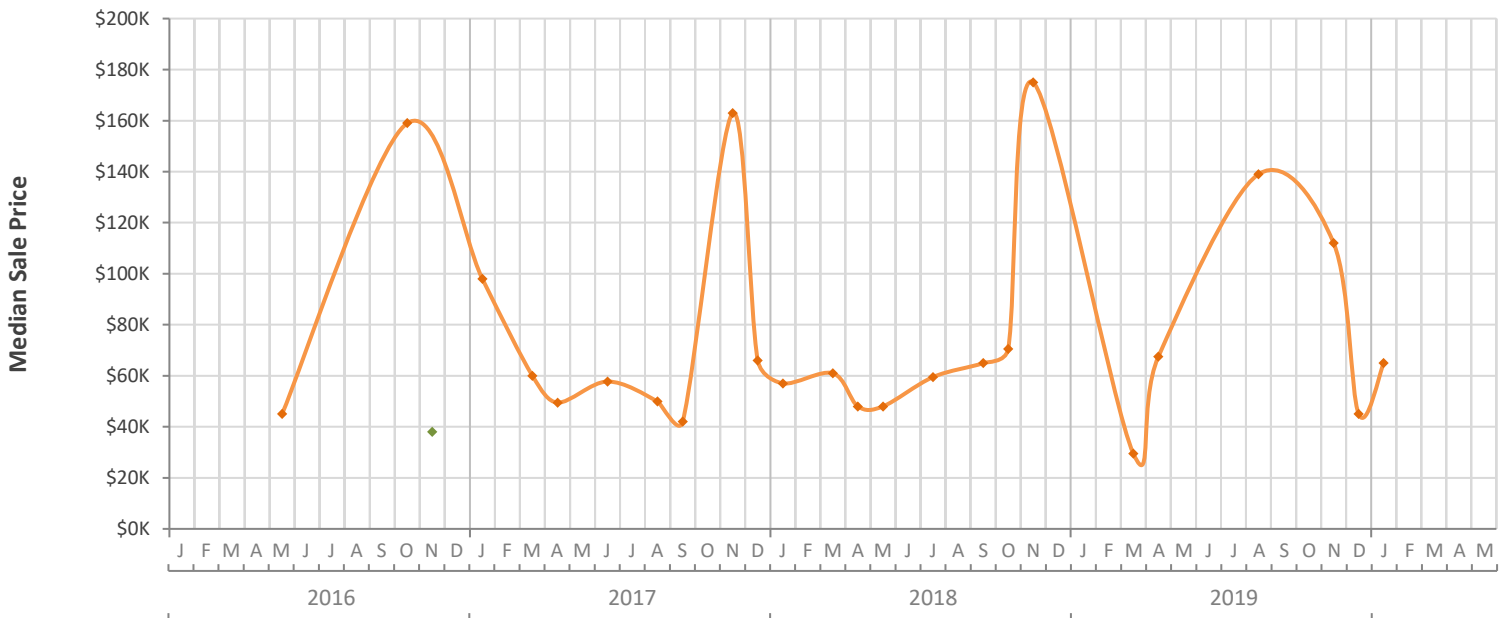
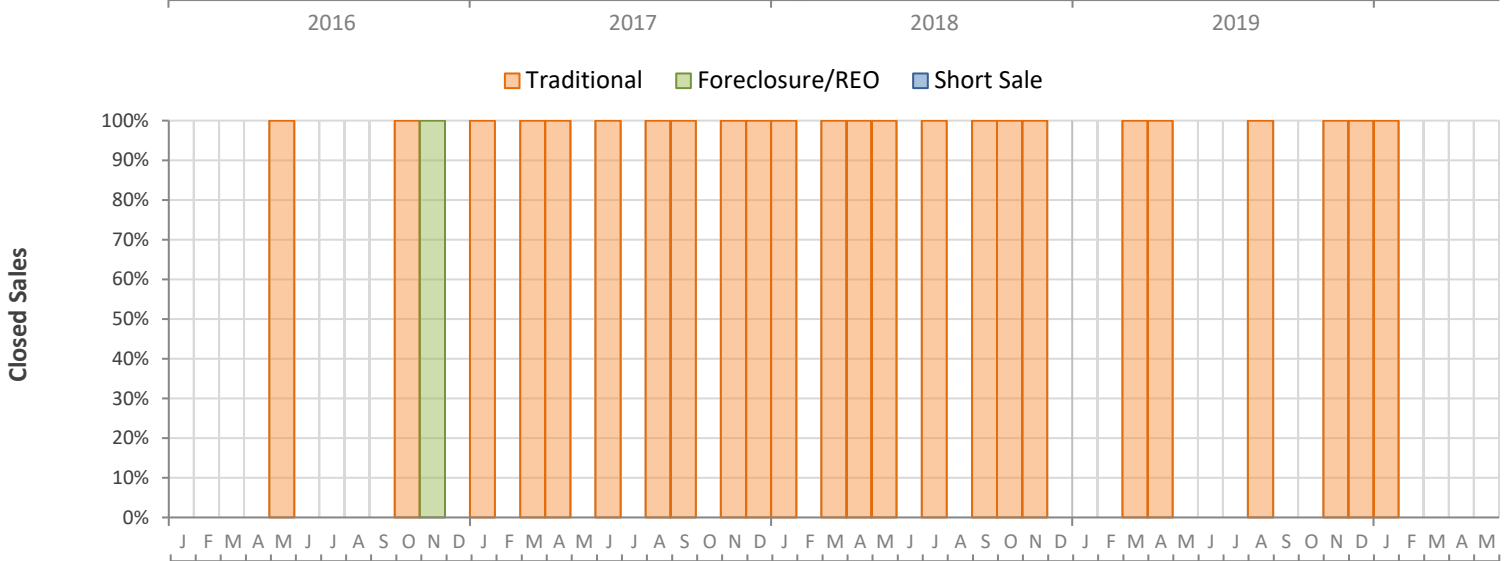
# Monthly Distressed Market - May 2020

## Townhouses and Condos

### Okeechobee County



		May 2020	May 2019	Percent Change Year-over-Year
Traditional	Closed Sales	0	0	N/A
	Median Sale Price	(No Sales)	(No Sales)	N/A
Foreclosure/REO	Closed Sales	0	0	N/A
	Median Sale Price	(No Sales)	(No Sales)	N/A
Short Sale	Closed Sales	0	0	N/A
	Median Sale Price	(No Sales)	(No Sales)	N/A



Produced by Florida REALTORS® with data provided by Florida's multiple listing services. Statistics for each month compiled from MLS feeds on the 15th day of the following month. Data released on Monday, June 22, 2020. Next data release is Wednesday, July 22, 2020.